



US00D389007S

United States Patent [19]
Bouhuys

[11] **Patent Number: Des. 389,007**
[45] **Date of Patent: **Jan. 13, 1998**

[54] **ELECTRIC WATER KETTLE**
[75] **Inventor: Louis Johan Bouhuys, Groningen, Netherlands**
[73] **Assignee: U.S. Philips Corporation, New York, N.Y.**
[**] **Term: 14 Years**

| | | | | |
|------------|---------|----------------|-------|----------|
| D. 307,857 | 5/1990 | Grome et al. | | D7/312 X |
| D. 335,238 | 5/1993 | Correa et al. | | D7/317 |
| D. 335,239 | 5/1993 | Crunden et al. | | D7/317 |
| D. 345,669 | 4/1994 | Piret | | D7/316 X |
| D. 345,670 | 4/1994 | Piret | | D7/317 X |
| D. 362,151 | 9/1995 | Wilson et al. | | D7/319 |
| D. 362,582 | 9/1995 | Wilson et al. | | D7/319 |
| D. 367,394 | 2/1996 | Wai | | D7/317 X |
| D. 368,404 | 4/1996 | Zive | | D7/317 X |
| D. 375,866 | 11/1996 | Wai | | D7/318 X |
| D. 377,437 | 1/1997 | Magnusson | | D7/318 X |

[21] **Appl. No.: 63,879**
[22] **Filed: Dec. 17, 1996**

Primary Examiner—M. N. Pandozzi
Attorney, Agent, or Firm—Ernestine C. Bartlett

[30] **Foreign Application Priority Data**
Jul. 1, 1996 [XH] Hague Agreement DMA003371

[57] **CLAIM**
The ornamental design for a electric water kettle, as shown.

[51] **LOC (6) Cl.** **07-01**
[52] **U.S. Cl.** **D7/319; D7/318; D7/317**
[58] **Field of Search** **D7/319, 301, 316, D7/300, 302, 303, 312, 317, 318, 322, 321; 222/465.1**

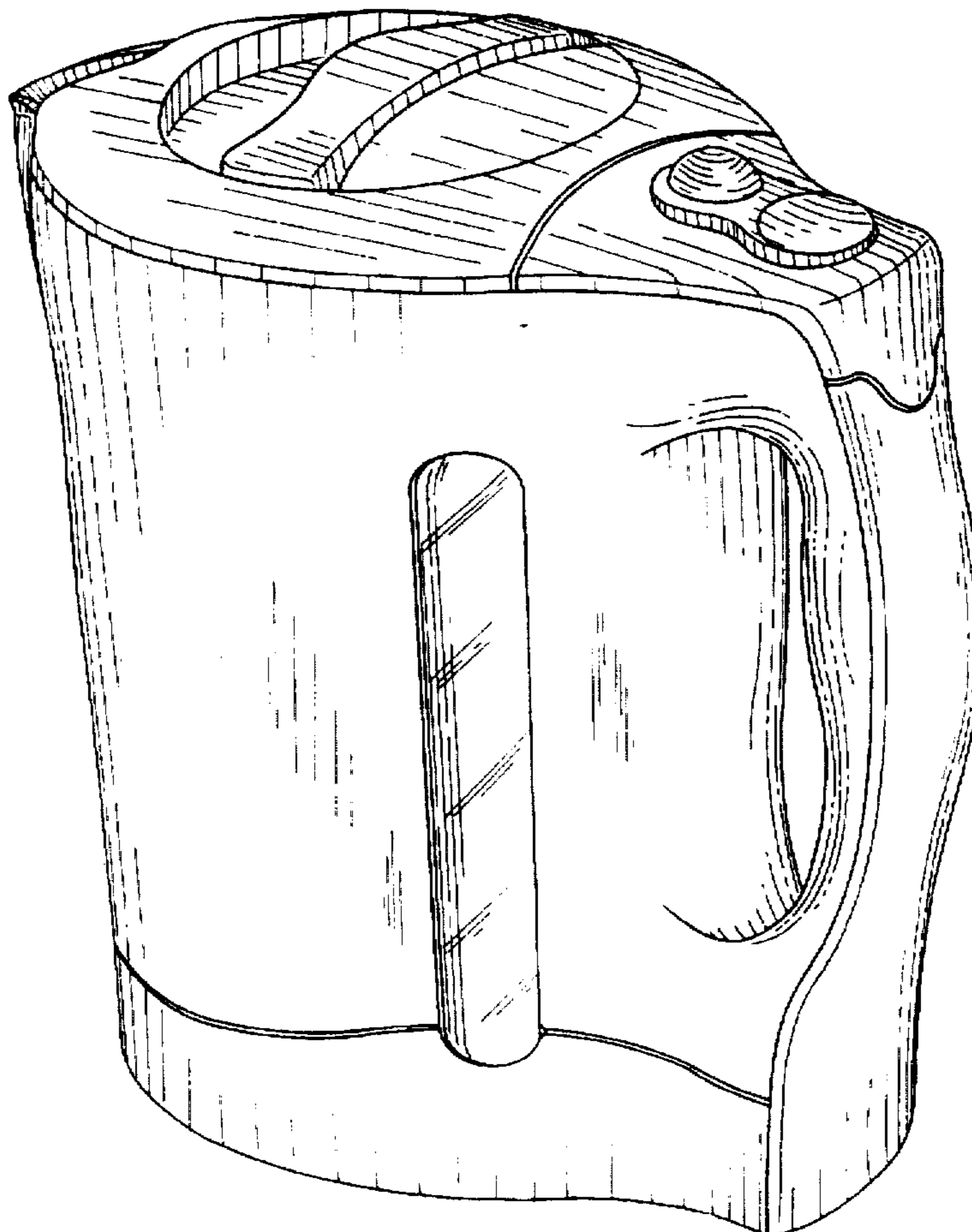
DESCRIPTION

FIG. 1 is a perspective view showing my new design;
FIG. 2 is a front elevational view thereof;
FIG. 3 is a rear elevational view thereof;
FIG. 4 is a right side elevational view thereof;
FIG. 5 is a left side elevational view thereof;
FIG. 6 is a top plan view thereof; and,
FIG. 7 is a bottom plan view thereof.

[56] **References Cited**
U.S. PATENT DOCUMENTS

| | | | | |
|------------|--------|--------|-------|--------|
| D. 285,160 | 8/1986 | Osit | | D7/317 |
| D. 287,807 | 1/1987 | Wilson | | D7/317 |

1 Claim, 7 Drawing Sheets



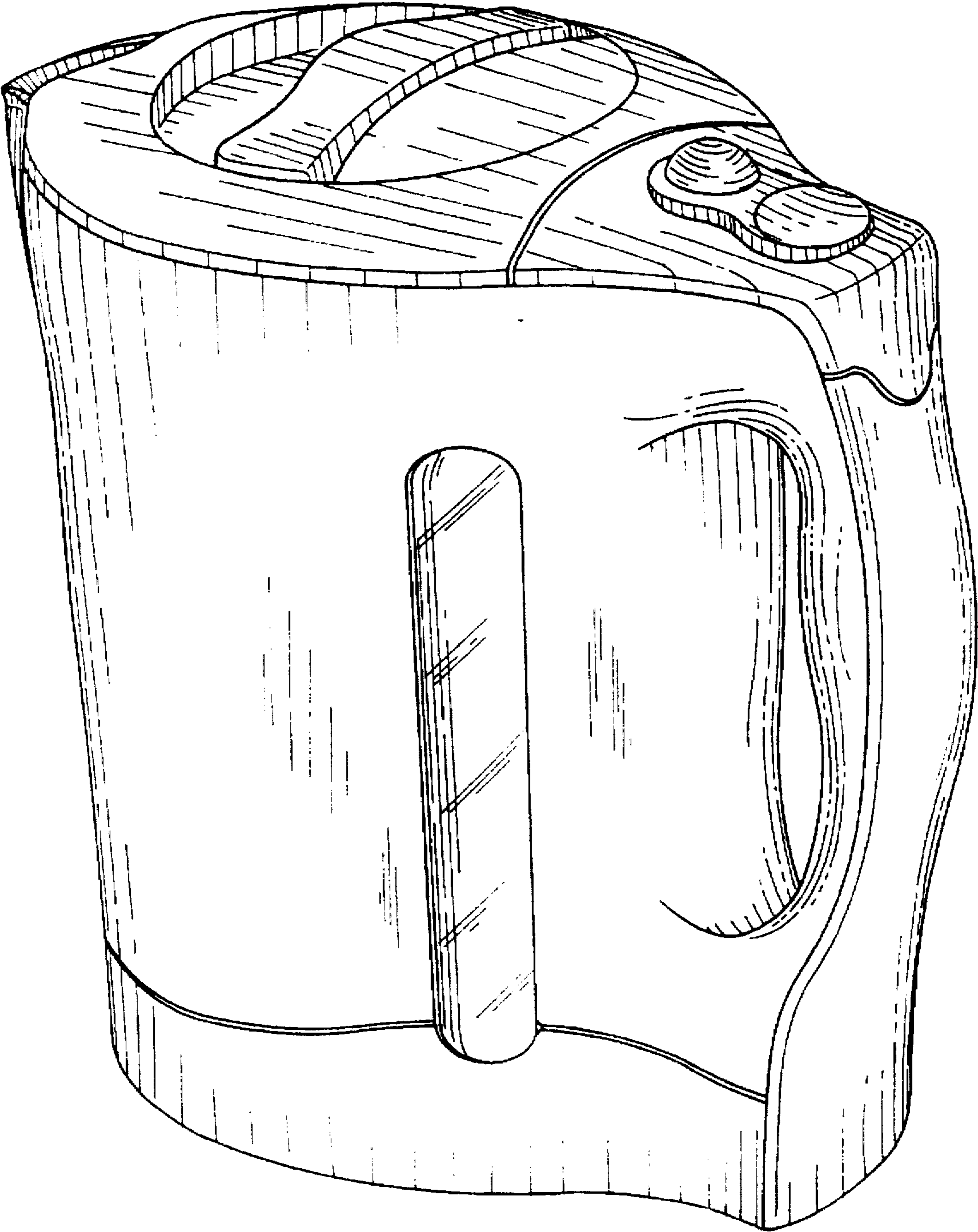


FIG. 1

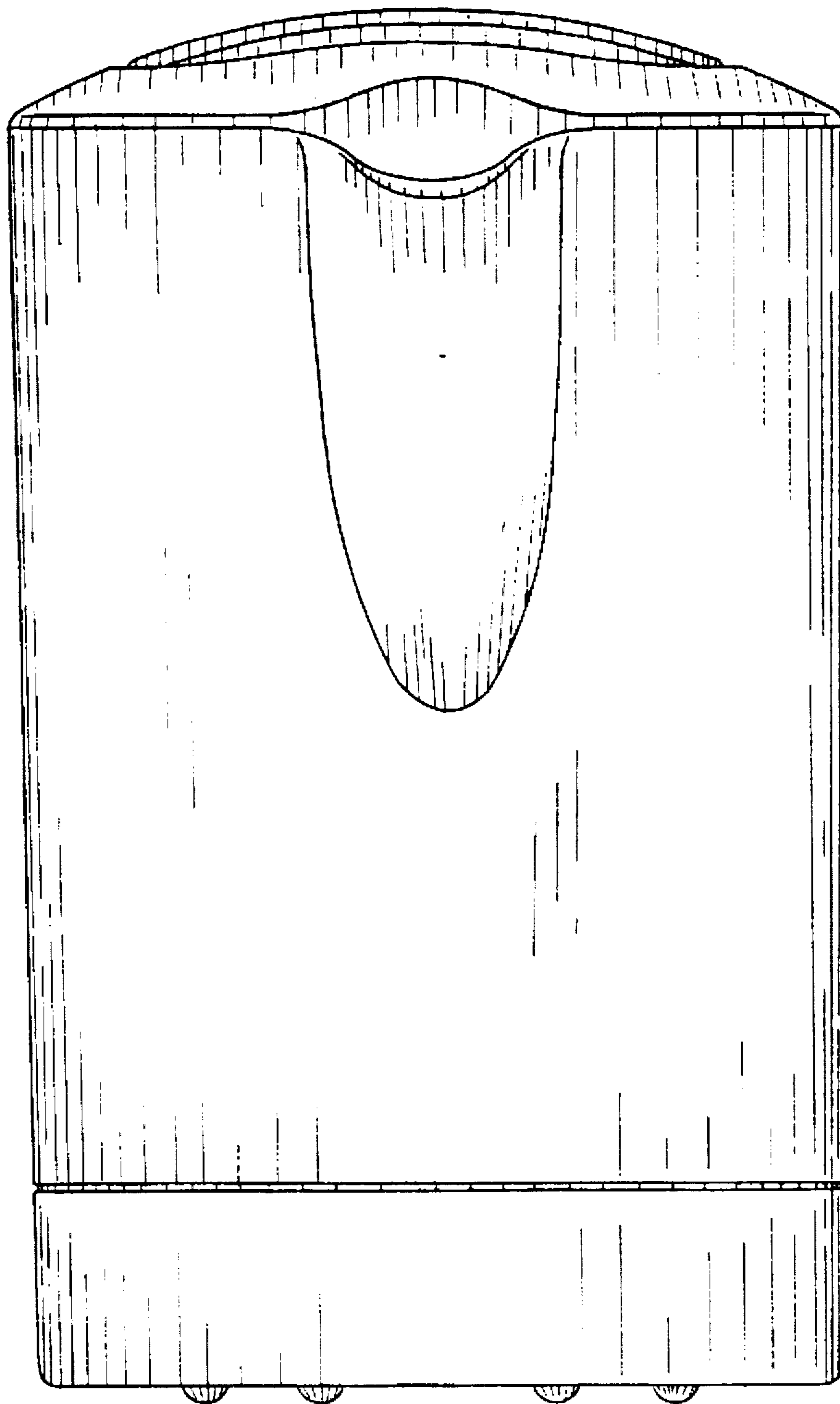


FIG.2

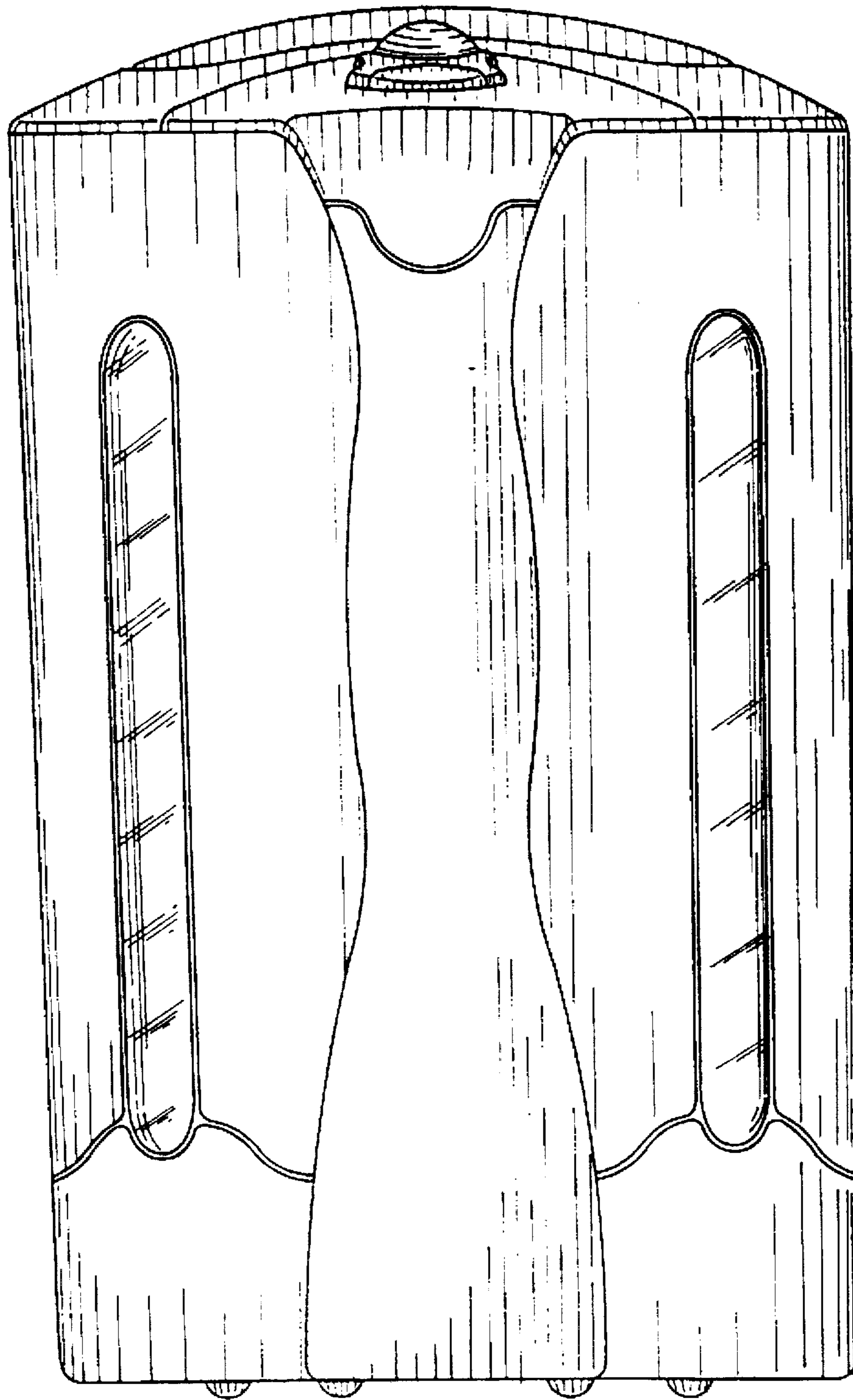


FIG.3




FIG. 4




FIG.5

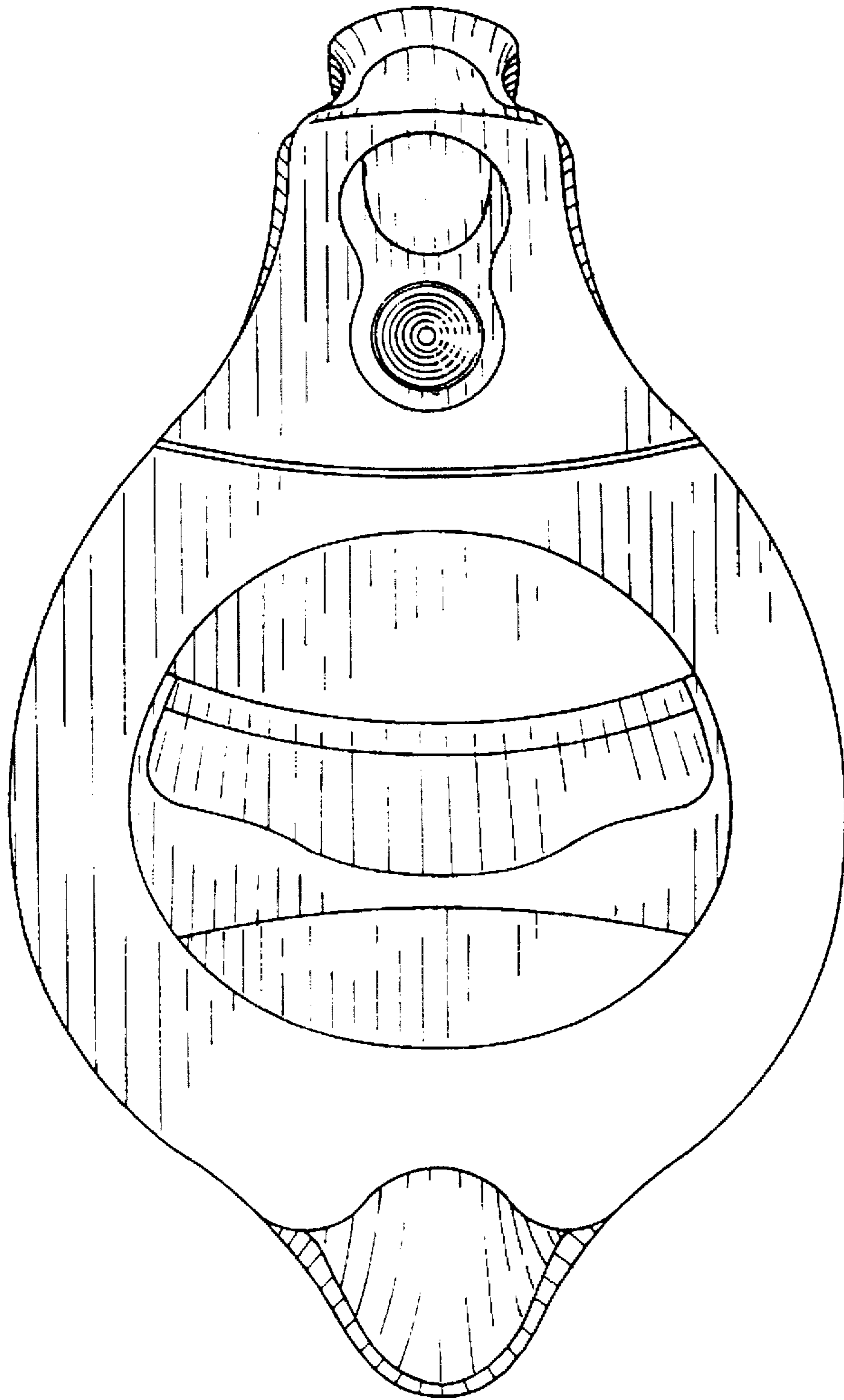


FIG.6

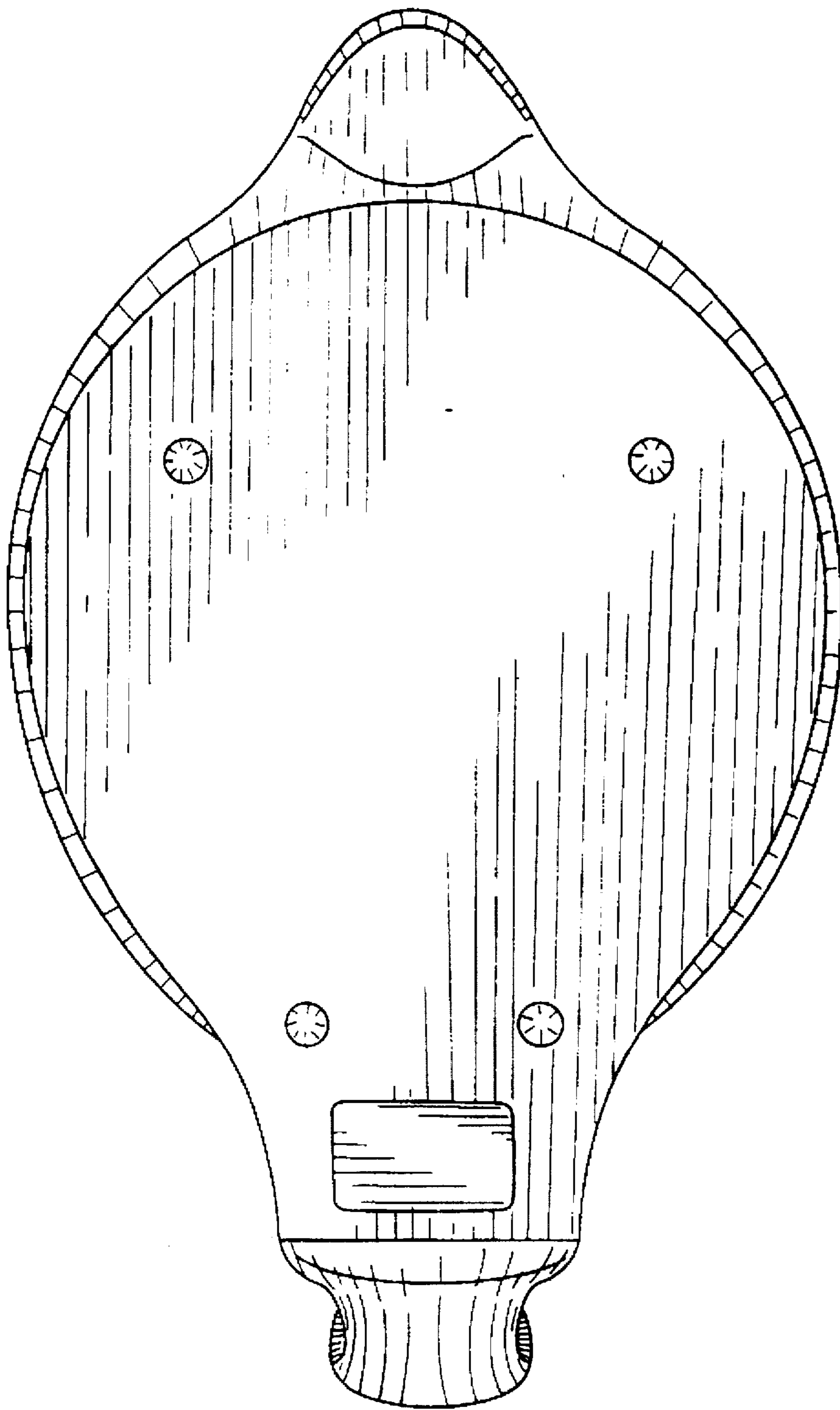


FIG. 7