



US00D388988S

United States Patent [19]
Twellmann

[11] **Patent Number:** **Des. 388,988**
[45] **Date of Patent:** ****Jan. 13, 1998**

[54] **ROTATABLE SHELF FOR CORNER CABINETS**
[75] **Inventor:** **Günter Twellmann, Spenge, Germany**
[73] **Assignee:** **Ninkaplast GmbH, Germany**
[**] **Term:** **14 Years**

[21] **Appl. No.:** **62,644**
[22] **Filed:** **Nov. 20, 1996**

[30] **Foreign Application Priority Data**
May 20, 1996 [DE] **Germany** M 96 04 431.4
[51] **LOC (6) Cl.** **06-04**
[52] **U.S. Cl.** **D6/511**
[58] **Field of Search** D6/509-511, 571,
D6/574, 466-468; 312/238, 305, 125; 211/90,
40, 41, 134, 153, 126; 108/28, 161, 94,
60, 103-105, 110, 59; D7/501, 550, 552

[56] **References Cited**

U.S. PATENT DOCUMENTS

D. 364,057 11/1995 **Bowman** D6/511
4,181,037 1/1980 **Boon et al.** 312/238 X
4,440,459 4/1984 **Hallgren** 108/94 X

FOREIGN PATENT DOCUMENTS

9408783 4/1995 **Germany** .

Primary Examiner—James Gandy
Assistant Examiner—Linda Brooks
Attorney, Agent, or Firm—Rothwell, Figg, Ernst & Kurz, P.C.

[57] **CLAIM**

The ornamental design for a rotatable shelf for corner cabinets, as shown and described.

DESCRIPTION

FIG. 1 is a perspective view of a rotatable shelf for corner cabinets in accordance with the present invention;
FIG. 2 is a top elevational view of the embodiment shown in FIG. 1;
FIG. 3 is a bottom elevational view of the embodiment shown in FIG. 1;
FIG. 4 is a front elevational view of the embodiment shown in FIG. 1;
FIG. 5 is a rear elevational view of the embodiment shown in FIG. 1;
FIG. 6 is a left side elevational view of the embodiment shown in FIG. 1; and,
FIG. 7 is a right side elevational view of the embodiment shown in FIG. 1.

1 Claim, 7 Drawing Sheets

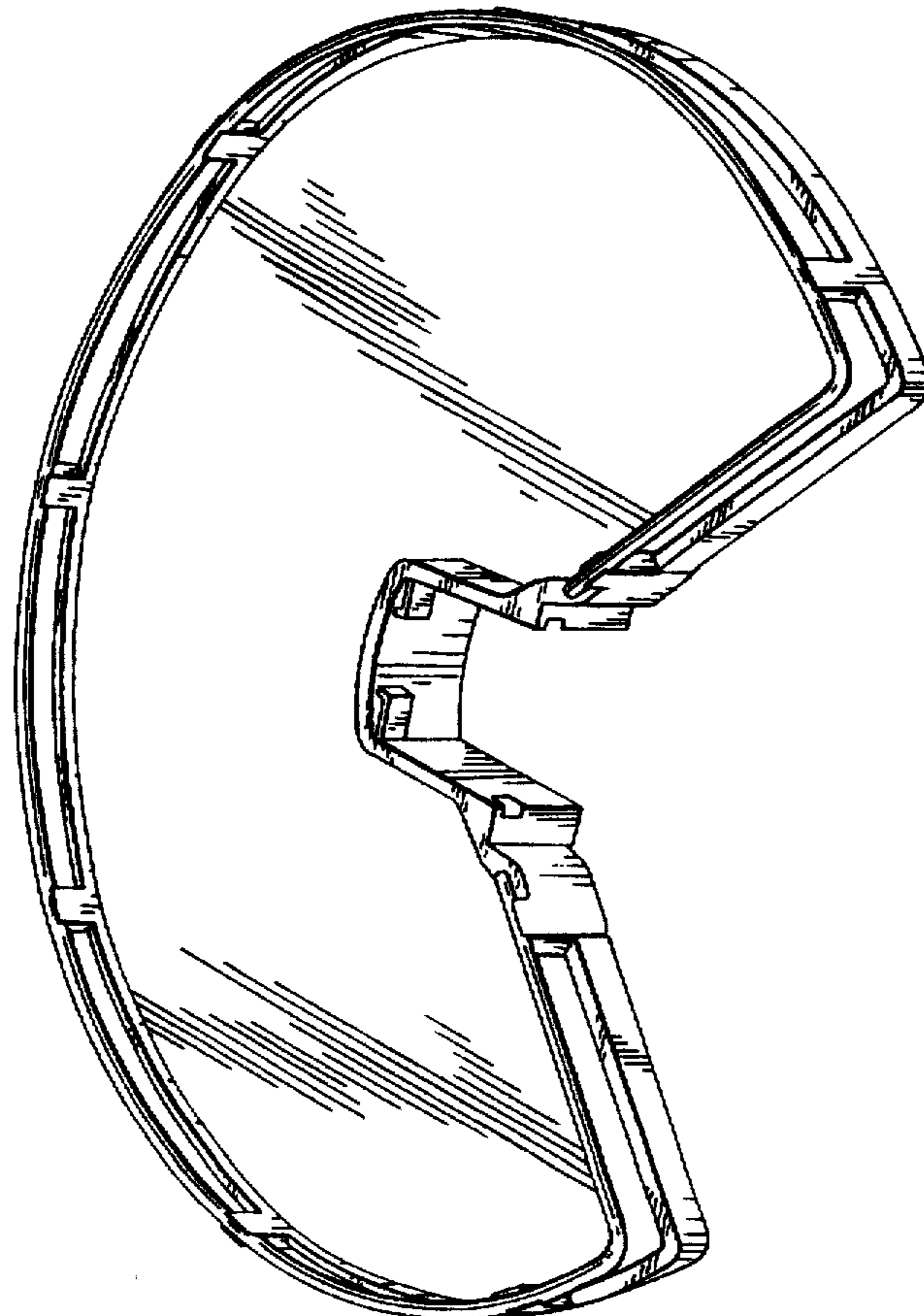


FIG. 1

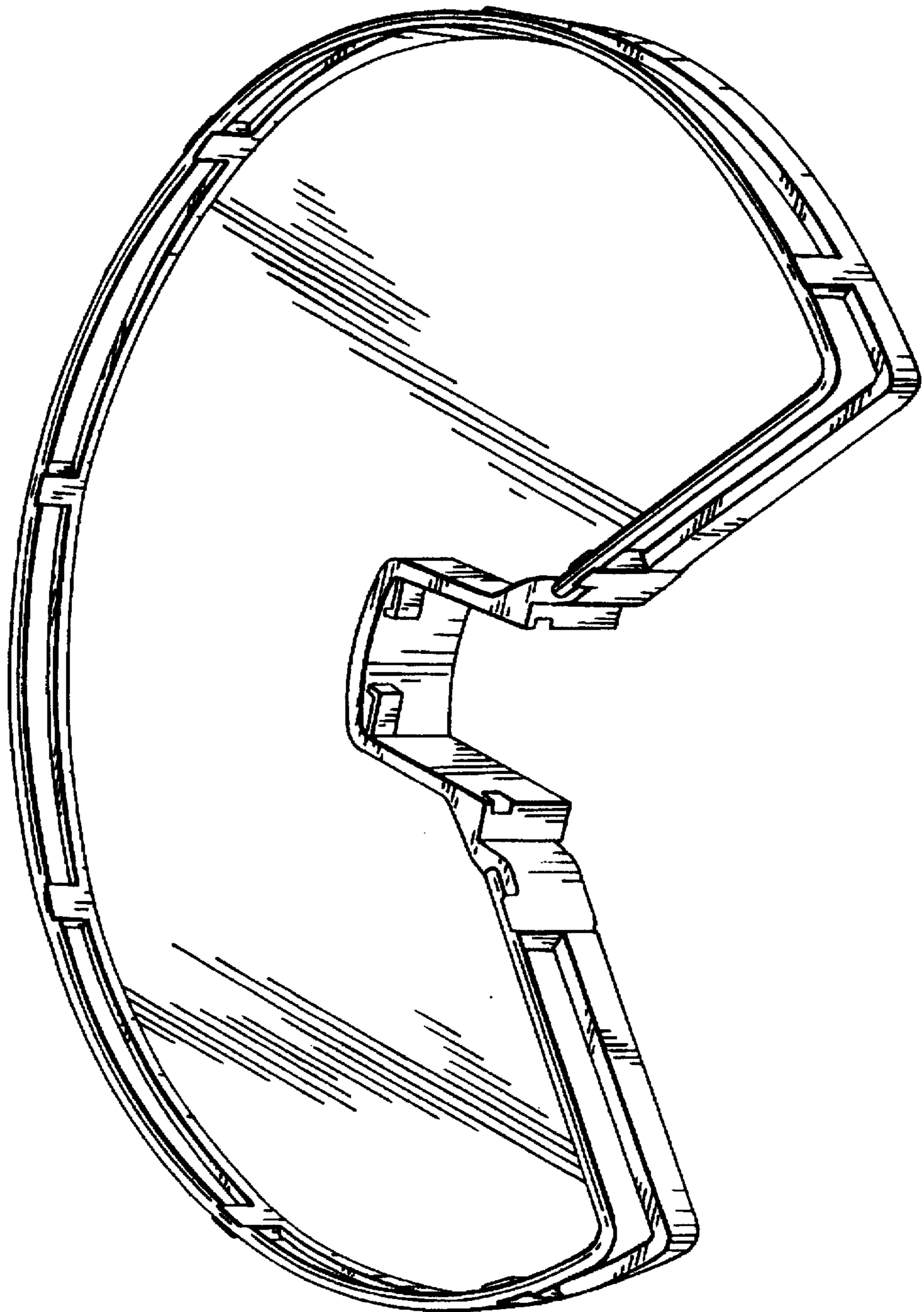
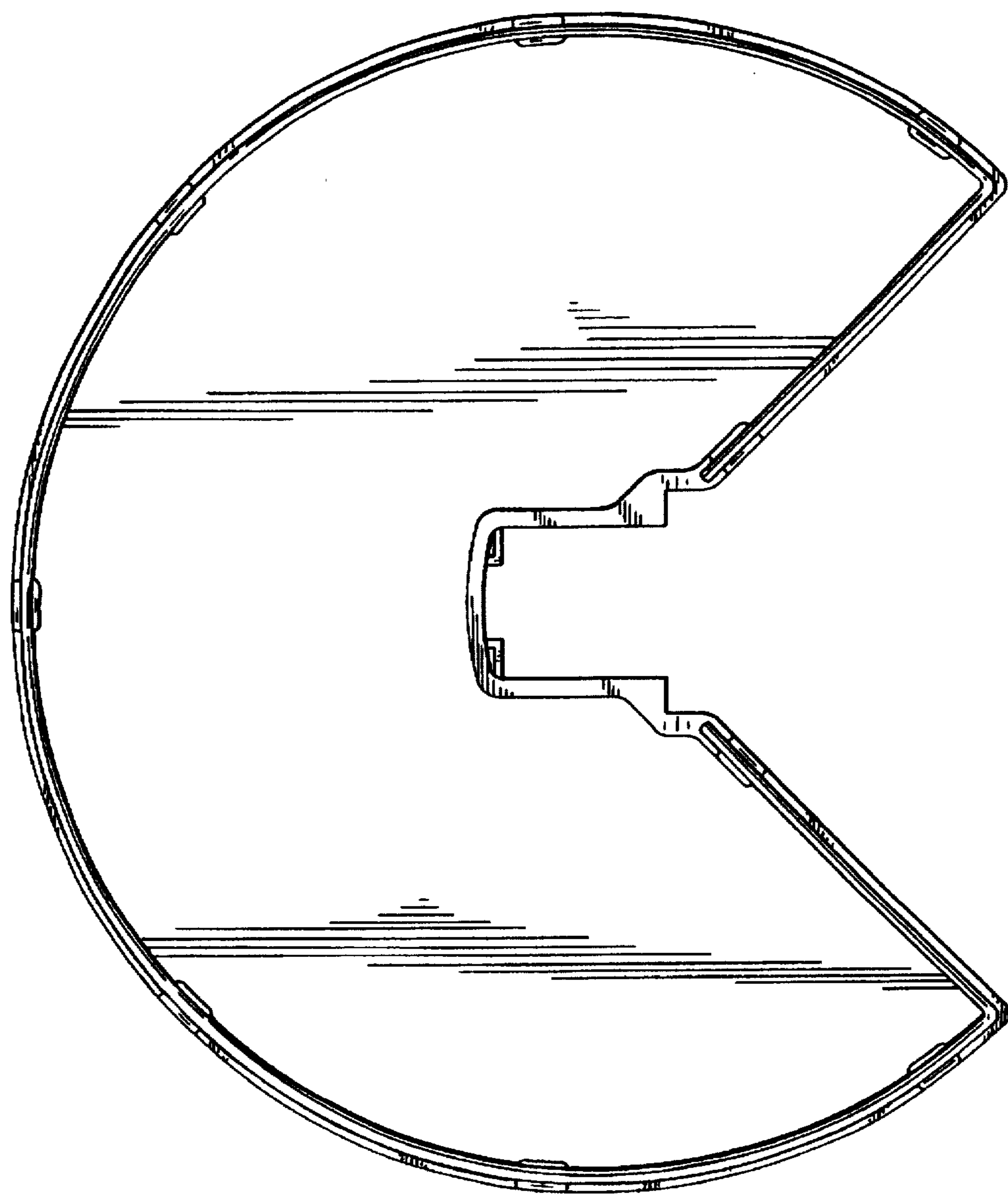


FIG. 2



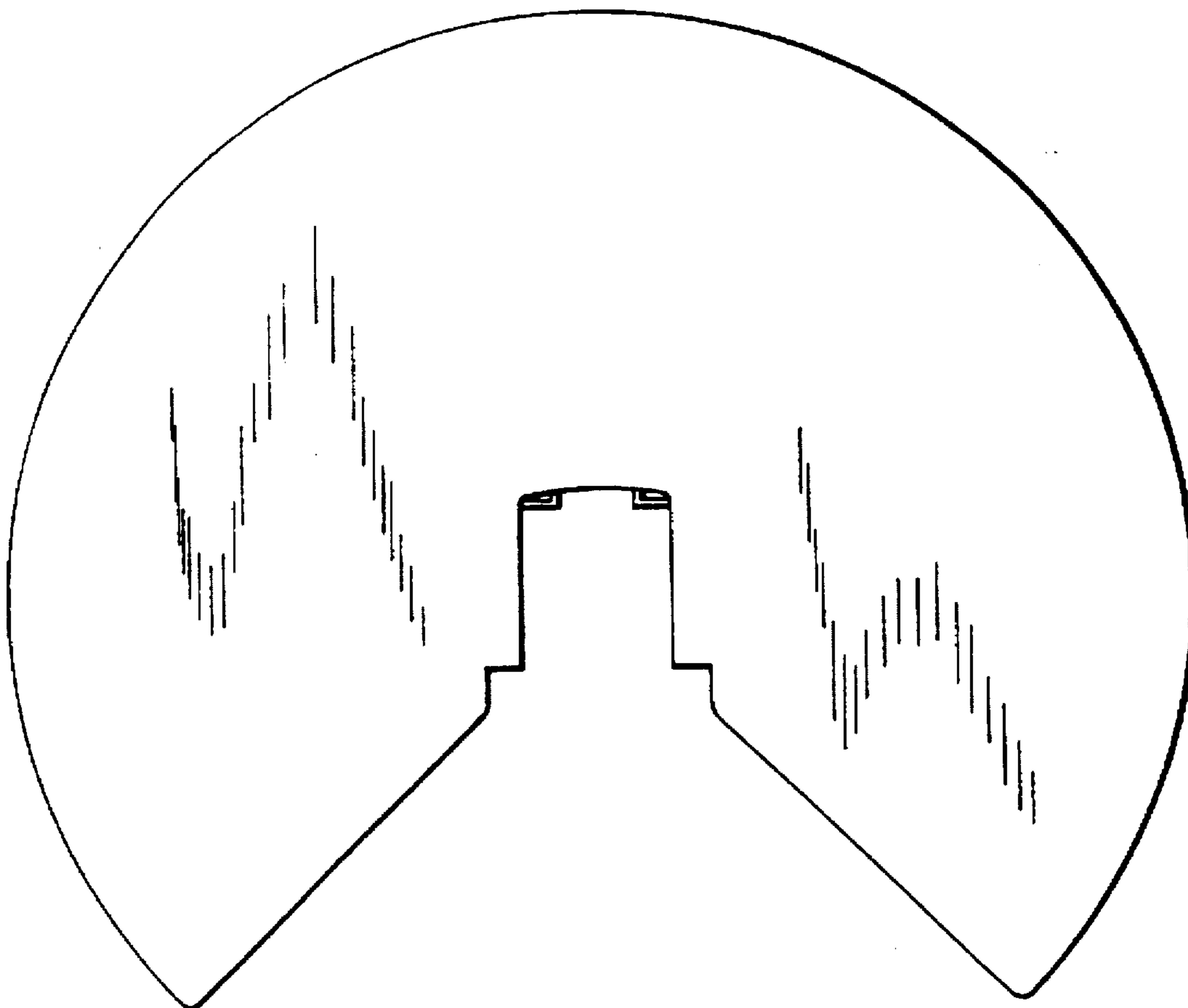


FIG. 3



FIG. 4

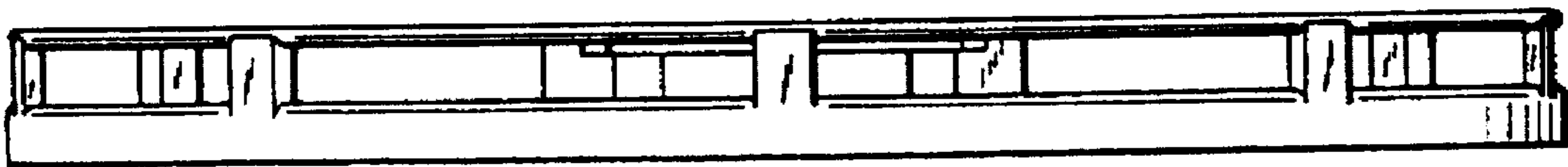


FIG. 5



FIG. 6

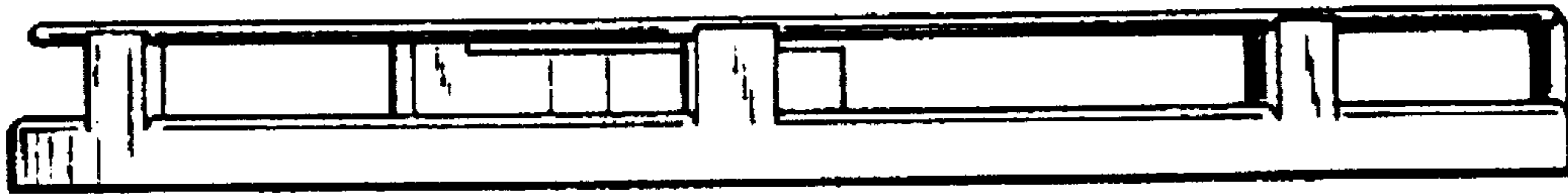


FIG. 7