



US00D388978S

# United States Patent [19]

Walters, III et al.

[11] Patent Number: **Des. 388,978**

[45] Date of Patent: **\*\*Jan. 13, 1998**

[54] **TABLE**

[75] Inventors: **Guy A. Walters, III; Charles C. Cain,**  
both of High Point, N.C.

[73] Assignee: **Thomasville Furniture Industries,**  
**Inc.,** Thomasville, N.C.

[\*\*] Term: **14 Years**

[21] Appl. No.: **63,118**

[22] Filed: **Nov. 27, 1996**

[51] LOC (6) Cl. .... **06-03**

[52] U.S. Cl. .... **D6/480**

[58] Field of Search ..... **D6/480-489, 495,**  
**D6/496, 498; 108/153, 157, 161; 211/188,**  
**188.1**

[56] **References Cited**

**U.S. PATENT DOCUMENTS**

D. 180,407 6/1957 Jones et al. .... **D6/484**

D. 353,730 12/1994 Klein ..... **D6/487**  
D. 375,217 11/1996 Rehmert ..... **D6/480 X**

**OTHER PUBLICATIONS**

Ethan Allen c1992, p. 281, #2 table at top and center.

*Primary Examiner*—Janice E. Seeger  
*Attorney, Agent, or Firm*—Rhodes, Coats & Bennett, L.L.P.

[57] **CLAIM**

The ornamental design for a table, as shown and described.

**DESCRIPTION**

FIG. 1 is a left front perspective view for a table showing our new design;


FIG. 2 is a front elevational view of one end thereof, the opposite end being a mirror image of the end shown;

FIG. 3 is a side view, the opposite side being a mirror image of the side shown; and,

FIG. 4 is a top view thereof.

The bottom view is not shown and forms no part of the claimed design.

**1 Claim, 4 Drawing Sheets**



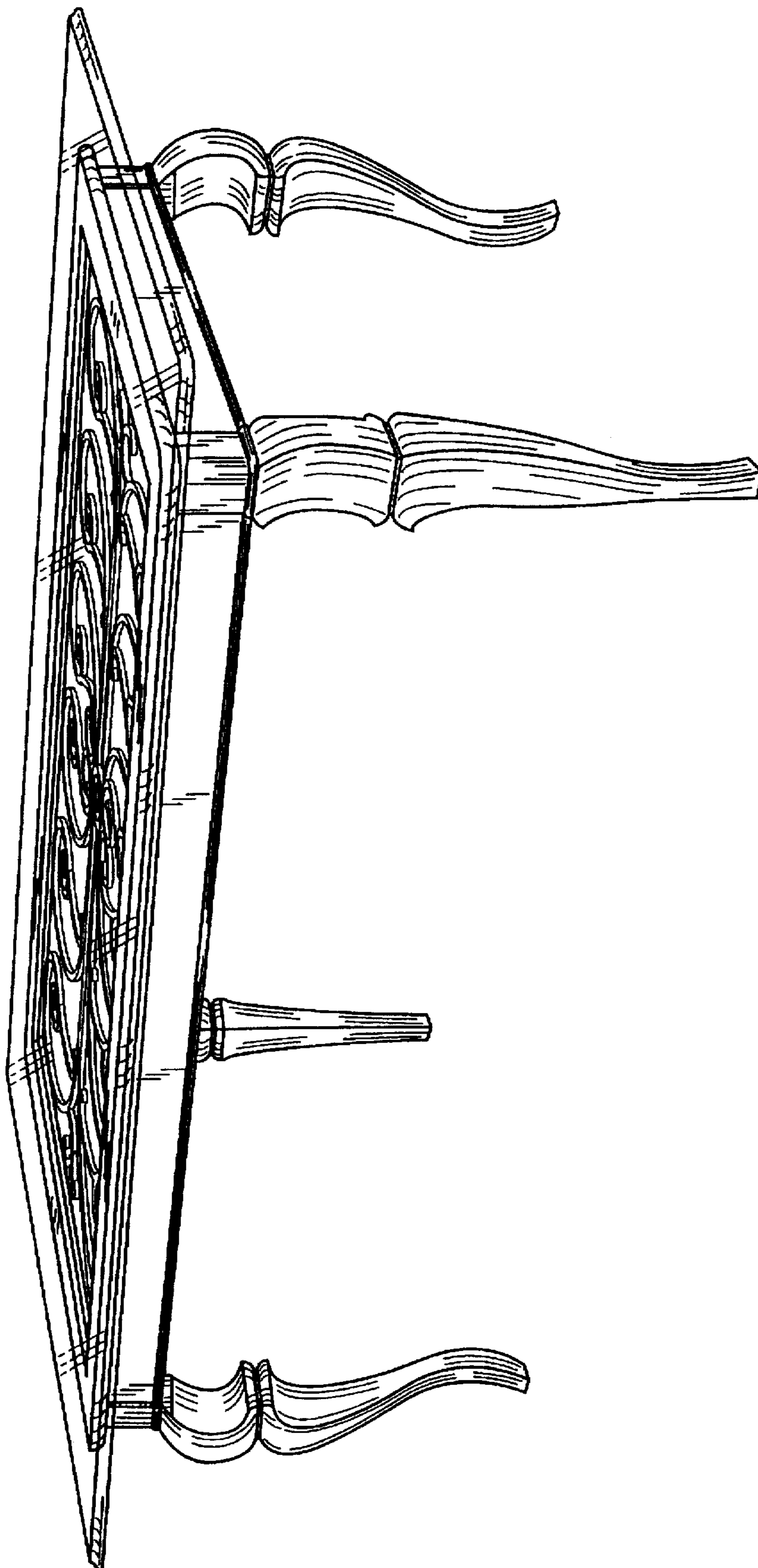


FIG. 1

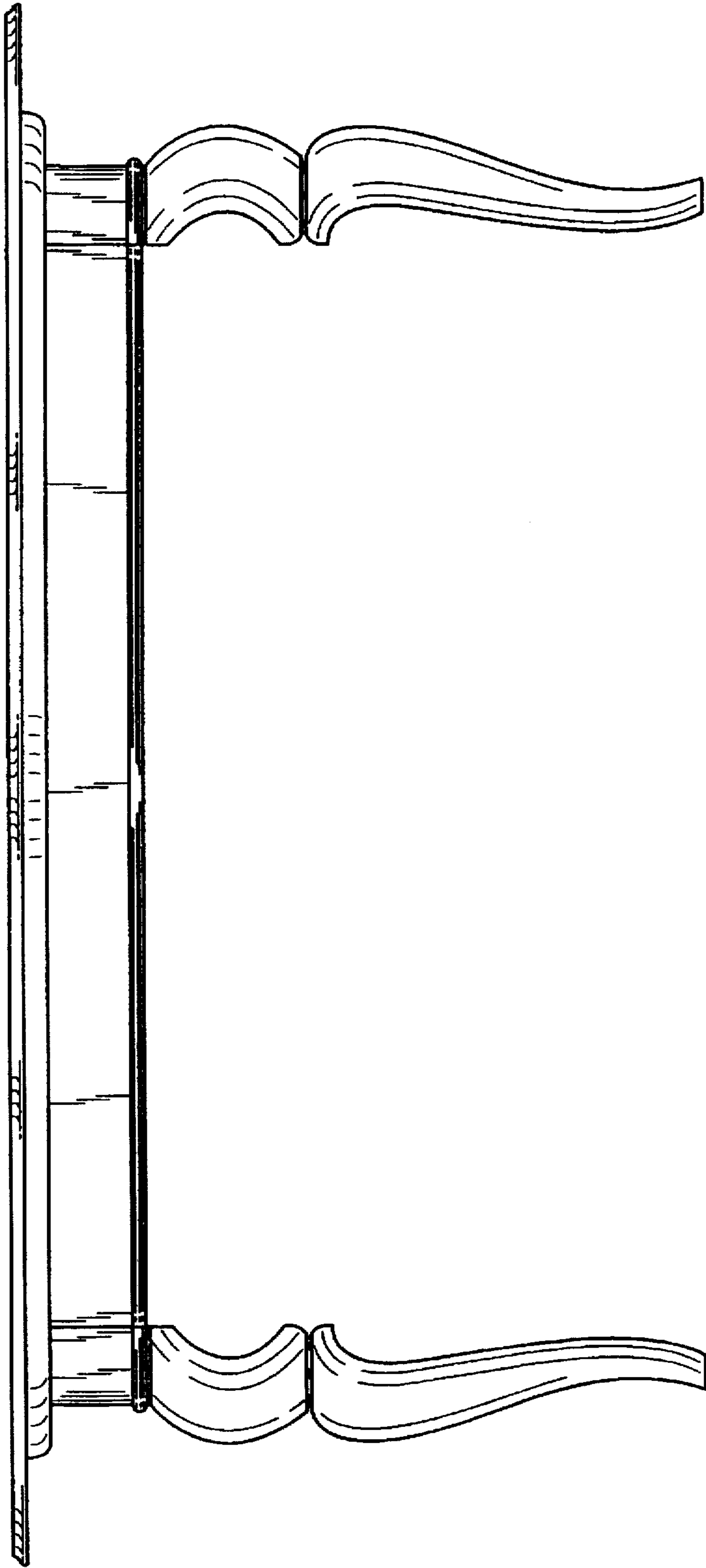


FIG. 2

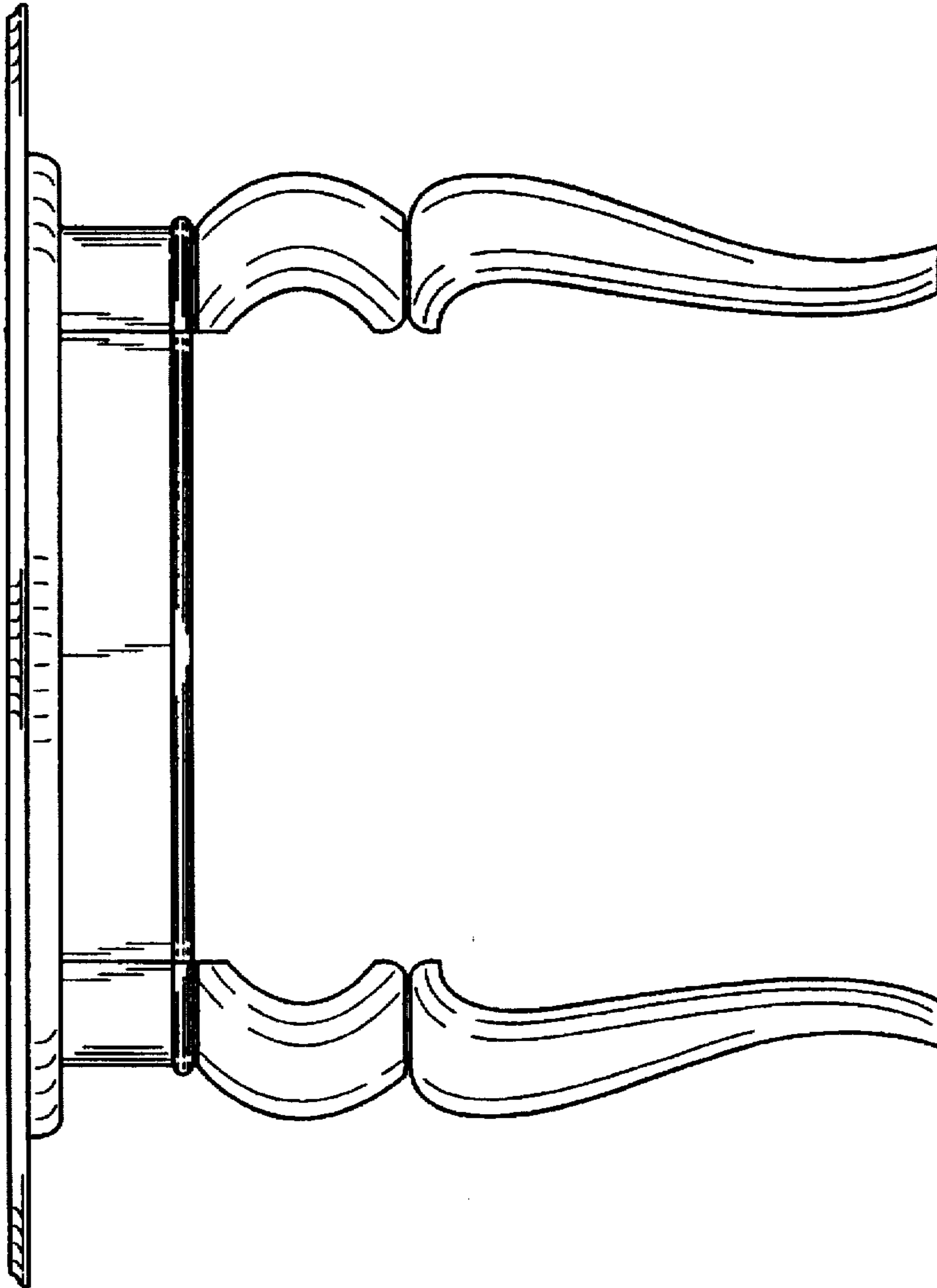


FIG. 3




FIG. 4