



US00D388966S

# United States Patent [19]

Beermann et al.

[11] Patent Number: **Des. 388,966**

[45] Date of Patent: **\*\*\*Jan. 13, 1998**

[54] **VEHICLE SEAT**

[75] Inventors: **Frank Beermann, Kirchheim; Bernd Rager, Bissingen; Dieter Armbrrecht, Kirchheim, all of Germany**

[73] Assignee: **Keiper Recaro GmbH & Co., Remscheid, Germany**

[\*] Notice: The portion of the term of this patent subsequent to Dec. 23, 2011, has been disclaimed.

[\*\*] Term: **14 Years**

[21] Appl. No.: **46,341**

[22] Filed: **Nov. 13, 1995**

[30] **Foreign Application Priority Data**

May 13, 1995 [DE] Germany ..... M 95 03 964.3

[51] LOC (6) Cl. .... **06-01**

[52] U.S. Cl. .... **D6/356**

[58] Field of Search ..... D6/334, 335, 336, D6/356, 367, 374, 375, 500, 501, 502; 297/452.24, 452.26, 452.34, 452.35

[56] **References Cited**

**U.S. PATENT DOCUMENTS**

D. 219,584	12/1970	McQueen	.....	D6/356
D. 280,472	9/1985	Seto	.....	D6/356
D. 282,609	2/1986	Stulik	.....	D6/356
D. 317,534	6/1991	Hänsel	.....	D6/356
D. 321,095	10/1991	Bockwoldt	.....	D6/356

D. 332,181	1/1993	Sacco et al.	.....	D6/356
D. 354,629	1/1995	Chapman	.....	D6/356
D. 355,986	3/1995	Myers	.....	D6/356
5,425,569	6/1995	Hages	.....	297/452.35

**OTHER PUBLICATIONS**

D&W, p. 584, Sport seat S6000 at left. Designer prospectus entitled: "The Quickest Way to Fine Tune Your Vehicle . . .," Sep. 1988.

Recaro prospectus entitled: "Start Frei Für Die Neuen Profis," Nov. 1992.

*Primary Examiner*—Gary D. Watson  
*Attorney, Agent, or Firm*—Wigman, Cohen, Leitner & Myers, P.C.

[57] **CLAIM**

The ornamental design for a vehicle seat, as shown and described.

**DESCRIPTION**


FIG. 1 is a perspective view from the right side of the first embodiment of a vehicle seat showing our new design; FIG. 2 is a side elevational view from the left side of a first embodiment of our new design; FIG. 3 is a side elevational view of a first embodiment from the right side of our new design; FIG. 4 is a front elevational view of a first embodiment of our new design; FIG. 5 is a rear elevational view of a first embodiment of our new design; and, FIG. 6 is a top plan view of a first embodiment of our new design.

**1 Claim, 6 Drawing Sheets**






**Fig. 1**



**Fig. 2**



**Fig. 3**






**Fig. 4**



**Fig. 5**



**Fig. 6**