

US00D388965S

United States Patent [19] Mourgue

[11] Patent Number: **Des. 388,965**
[45] Date of Patent: *****Jan. 13, 1998**

[54] SEAT

[75] Inventor: **Pascal Mourgue, Paris, France**

[73] Assignee: **Cinna of Briord, Briord, France**

[*] Notice: The portion of the term of this patent subsequent to Sep. 2, 2011, has been disclaimed.

[**] Term: **14 Years**

[21] Appl. No.: **56,781**

[22] Filed: **Jul. 9, 1996**

[30] Foreign Application Priority Data

Jan. 11, 1996 [WO] WIPO DM/035 179

[51] LOC (6) Cl. **06-01**

[52] U.S. Cl. **D6/334**

[58] Field of Search D6/334, 364, 371,
D6/372, 373, 374, 375, 381, 500, 501,
502; 297/411.41, 411.42, 445.1

[56] References Cited

U.S. PATENT DOCUMENTS

D. 193,889 10/1962 Buzzitta D6/334

D. 284,812 7/1986 Culler D6/334 X
D. 303,327 9/1989 Masarotti D6/334
D. 327,583 7/1992 Dettinger D6/334
D. 352,615 11/1994 Hutton D6/334

OTHER PUBLICATIONS

John Saladino brochure, "Horseshoe Chair" #101 shown.

Primary Examiner—Gary D. Watson
Attorney, Agent, or Firm—Mathews, Collins, Shepherd & Gould

[57] CLAIM

The ornamental design for a seat, as shown and described.

DESCRIPTION

FIG. 1 is a side and front perspective view of a seat showing my new design;

FIG. 2 is a front elevational view thereof;

FIG. 3 is a side elevational view thereof, taken from the right of FIG. 2, the elevational view opposite that shown in FIG. 3 being the mirror image thereof;

FIG. 4 is a rear elevational view thereof;

FIG. 5 is a top plan view thereof; and,

FIG. 6 is a bottom plan view thereof.

1 Claim, 6 Drawing Sheets



FIG. 1



FIG. 2




FIG. 3




FIG. 4




FIG. 5




FIG. 6

