



US00D388963S

**United States Patent** [19]  
**Williams**

[11] **Patent Number:** **Des. 388,963**  
[45] **Date of Patent:** **\*\*Jan. 13, 1998**

[54] **SPORT TRADING CARD DISPLAY DEVICE**

D. 370,698 6/1996 Messersmith ..... D20/42  
5,501,456 3/1996 Collins et al. .... D21/29 X

[76] **Inventor:** **Fredrick J. Williams**, 5326 Tumblewee  
Dr., Amarillo, Tex. 79110

*Primary Examiner*—Janice E. Seeger

[\*\*] **Term:** **14 Years**

[57] **CLAIM**

[21] **Appl. No.:** **63,795**

The ornamental design for a sport trading card display device, as shown and described.

[22] **Filed:** **Dec. 16, 1996**

**DESCRIPTION**

[51] **LOC (6) Cl.** ..... **06-07**

FIG. 1 is a front elevational view of the sport trading card display showing my new design;

[52] **U.S. Cl.** ..... **D6/303**

FIG. 2 is a rear elevational view thereof;

[58] **Field of Search** ..... D6/300-303, 308-314,  
D6/470; D20/29, 40, 10, 42; D11/133;  
D21/29; 40/700, 711, 721, 722, 765, 780,  
790, 798

FIG. 3 is a right side view thereof;

FIG. 4 is a left side view thereof;

FIG. 5 is a top plan view thereof; and,

FIG. 6 is a bottom plan view thereof.

The broken lines are for environmental purposes only and form no part of the claimed design.

[56] **References Cited**

**U.S. PATENT DOCUMENTS**

D. 294,508 3/1988 Kight et al. .... D21/29

**1 Claim, 3 Drawing Sheets**

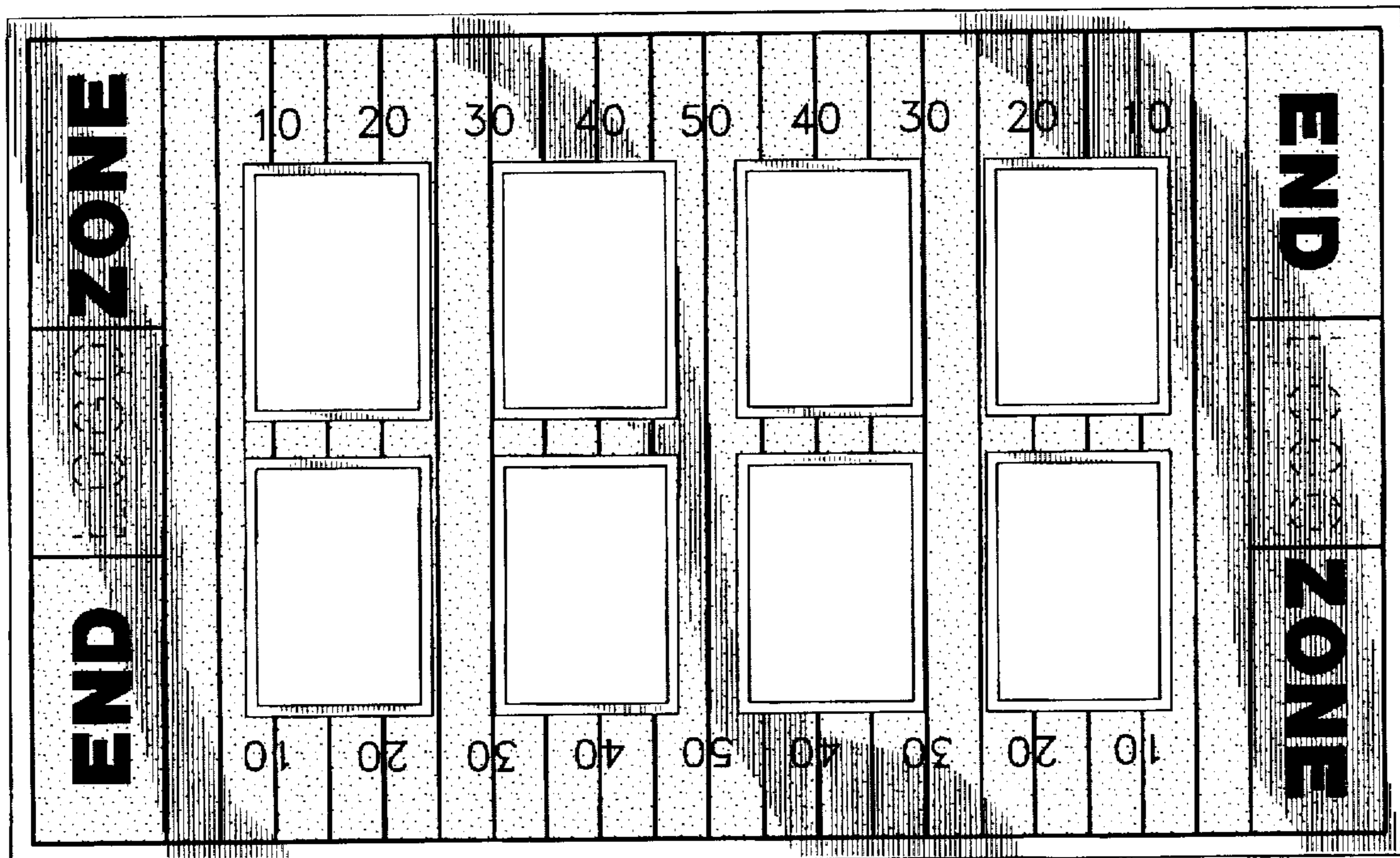


FIG. 1

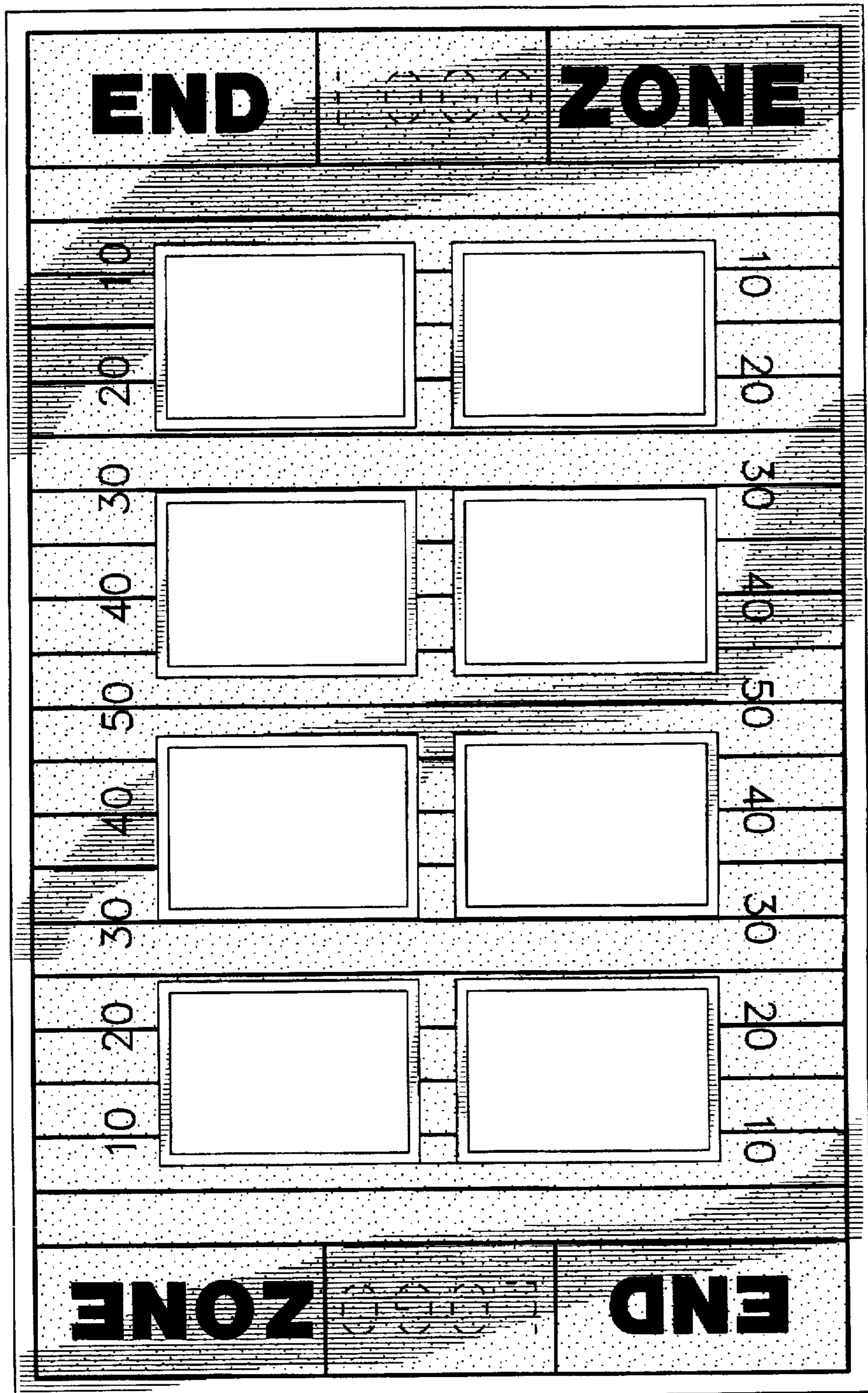


FIG. 2




FIG. 5



FIG. 6



FIG. 3




FIG. 4