



US00D388959S

United States Patent [19]
Halm

[11] **Patent Number:** **Des. 388,959**
[45] **Date of Patent:** ****Jan. 13, 1998**

[54] **TOOTHBRUSH HANDLE**

[75] **Inventor:** **Hans Halm**, Herne, Germany

[73] **Assignee:** **SmithKline Beecham plc**, Brentford, England

[**] **Term:** **14 Years**

[21] **Appl. No.:** **48,569**

[22] **Filed:** **Jan. 4, 1996**

[30] **Foreign Application Priority Data**

Jul. 7, 1995 [GB] United Kingdom 2048670

[51] **LOC (6) Cl.** **04-02**

[52] **U.S. Cl.** **D4/104**

[58] **Field of Search** D4/104-112, 132,
D4/134, 138; 15/143.1, 159.1, 167.1, 167.2,
186, 187, 106, 110

[56] **References Cited**

U.S. PATENT DOCUMENTS

D. 360,760 8/1995 Halm D4/104
1,456,535 5/1923 Cartwright D4/104 X
4,763,373 8/1988 Vieten 15/106
5,052,071 10/1991 Halm 15/167.1

Primary Examiner—Alan P. Douglas

Assistant Examiner—Lavone D. Tabor

Attorney, Agent, or Firm—Nora Stein-Fernandez; Janice E. Williams; Edward T. Lentz

[57] **CLAIM**

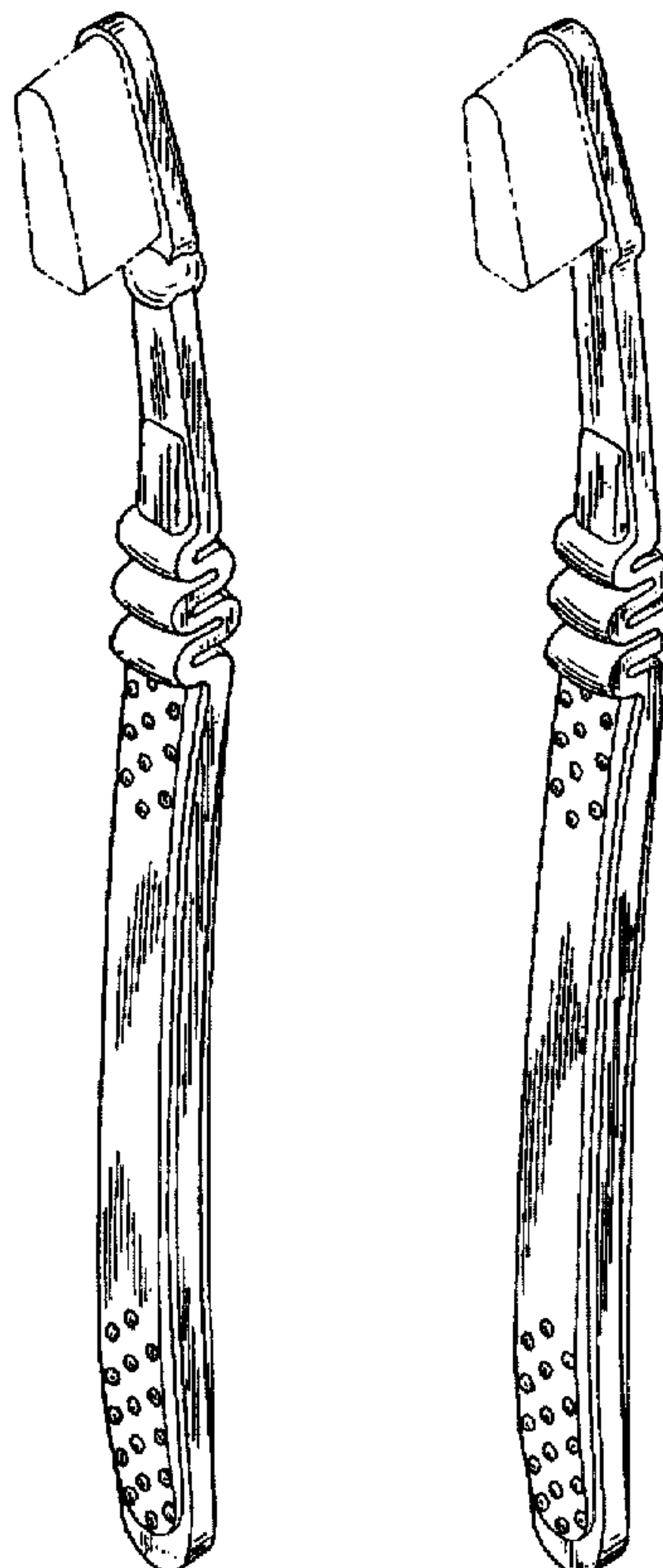
The ornamental design of a toothbrush handle, as shown and described.

DESCRIPTION

FIG. 1 is a perspective view from the front and one side; FIG. 2 is a rear elevational view thereof; FIG. 3 is a front elevational view thereof; FIG. 4 is a side elevational view thereof; FIG. 5 is a cross sectional view taken along line 5—5 of FIG. 3; FIG. 6 is a cross sectional view taken along line 6—6 of FIG. 3; FIG. 7 is a cross sectional view taken along line 7—7 of FIG. 3; FIG. 8 is a perspective view of a second embodiment; FIG. 9 is a rear elevational view of FIG. 8; FIG. 10 is a front elevational view of FIG. 8; FIG. 11 is a side elevational view of FIG. 8; FIG. 12 is a cross sectional view taken along line 12—12 of FIG. 10; FIG. 13 is a cross sectional view taken along line 13—13 of FIG. 10; and, FIG. 14 is a cross sectional view taken along line 14—14 of FIG. 10.

The broken lines are for illustrative purposes only, and form no part of the claimed design.

1 Claim, 4 Drawing Sheets



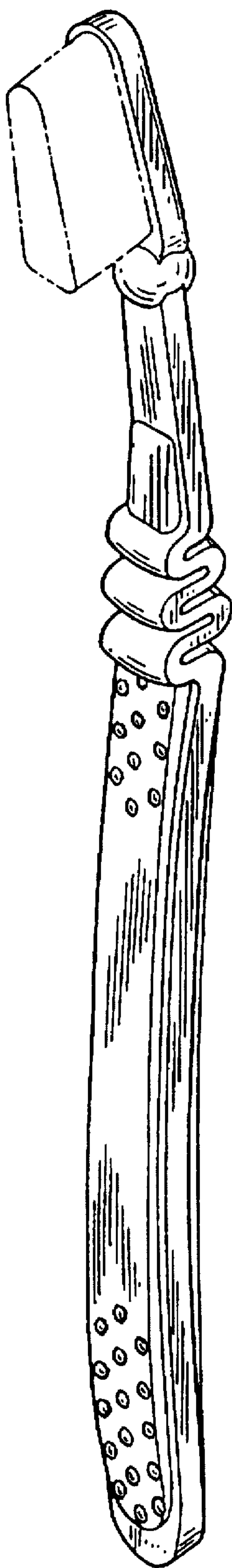


Fig. 1

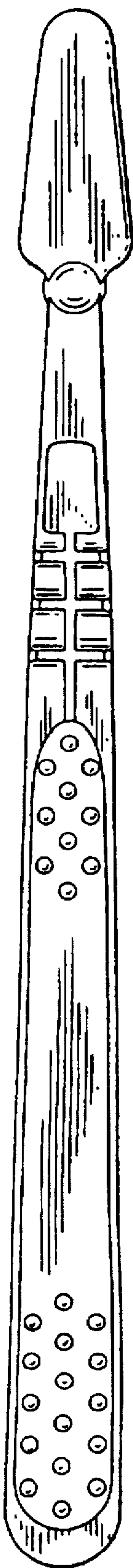


Fig. 2

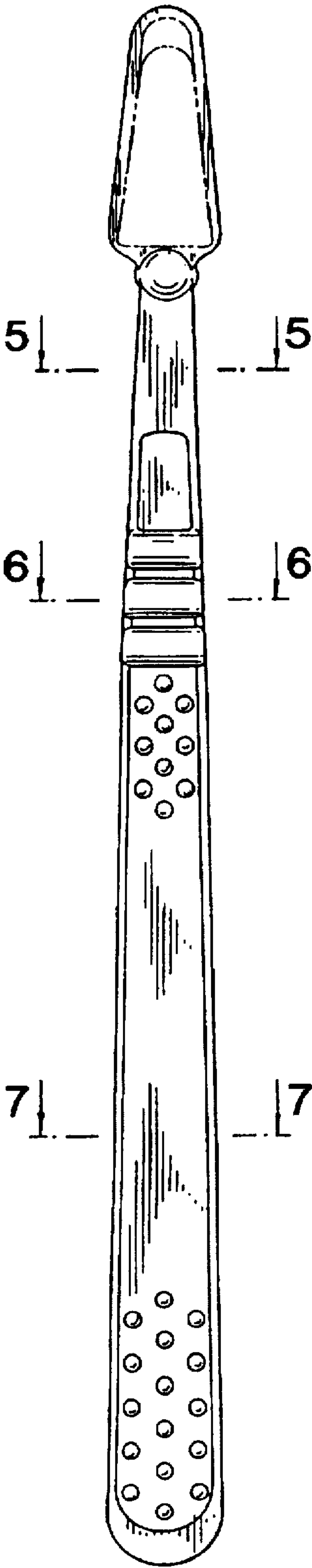


Fig. 3

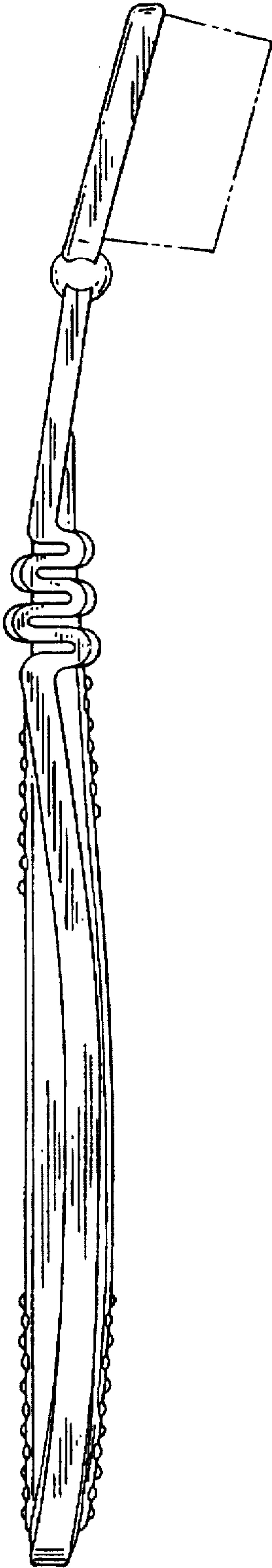


Fig. 4

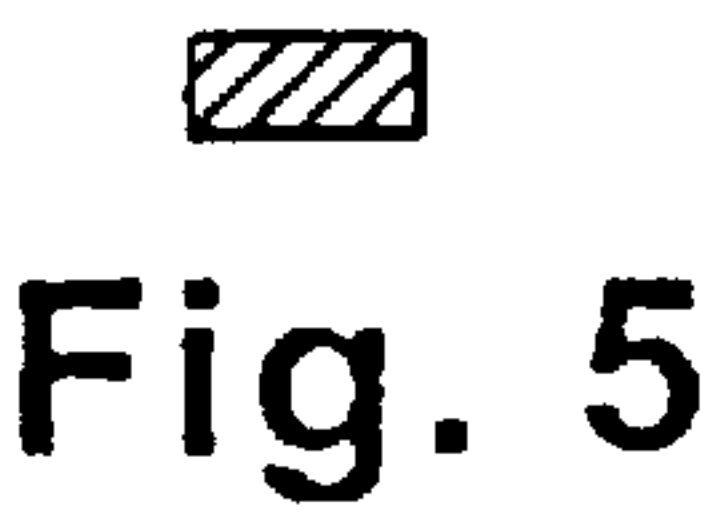


Fig. 5



Fig. 6



Fig. 7

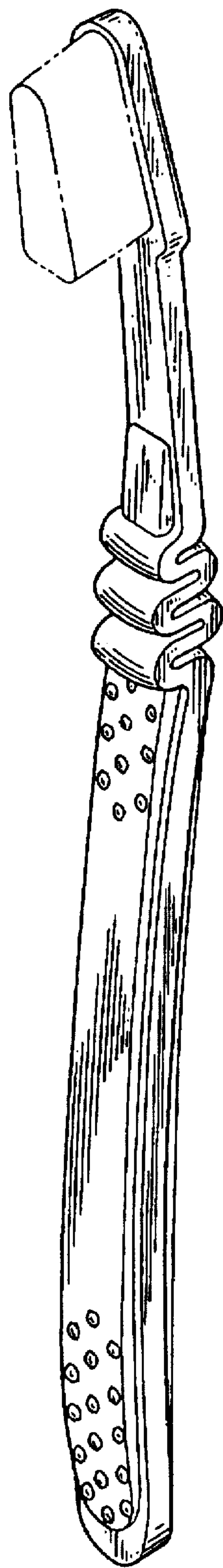


Fig. 8

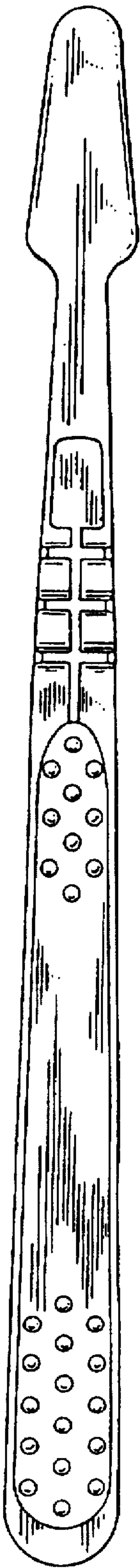


Fig. 9

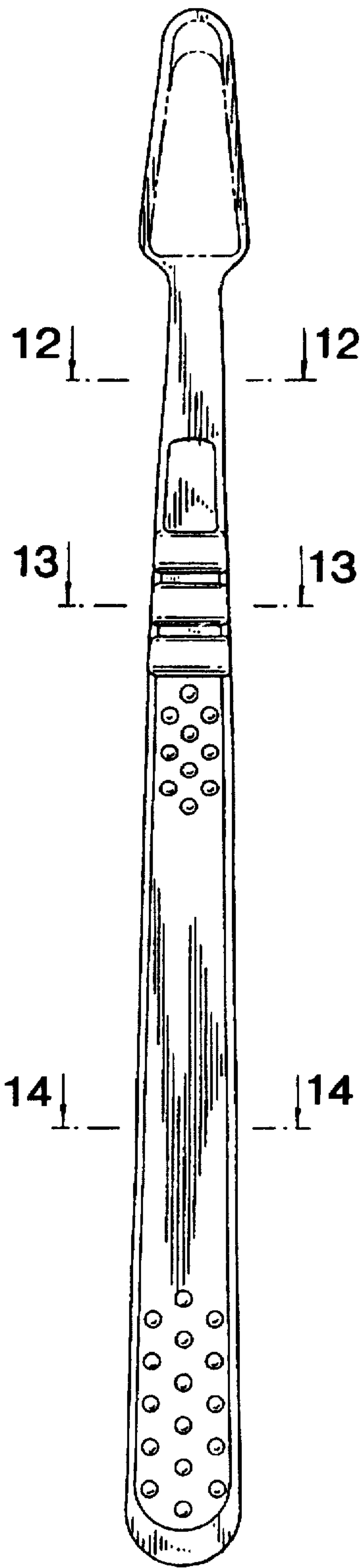


Fig. 10

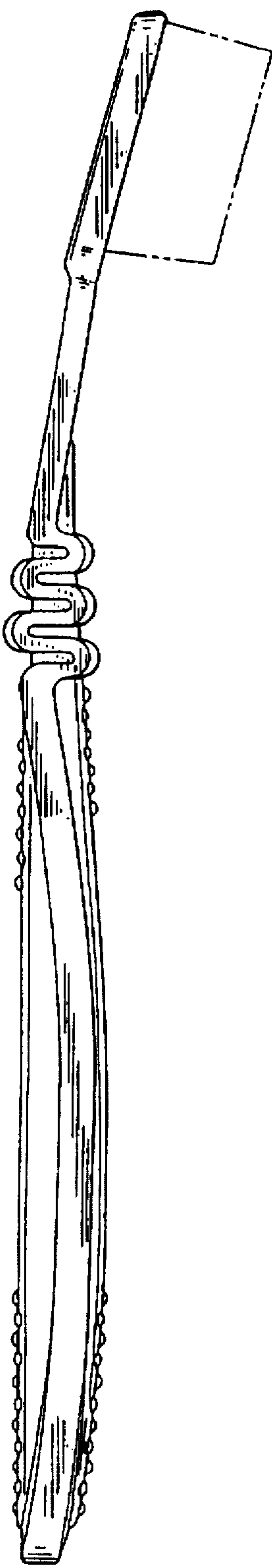


Fig. 11



Fig. 12

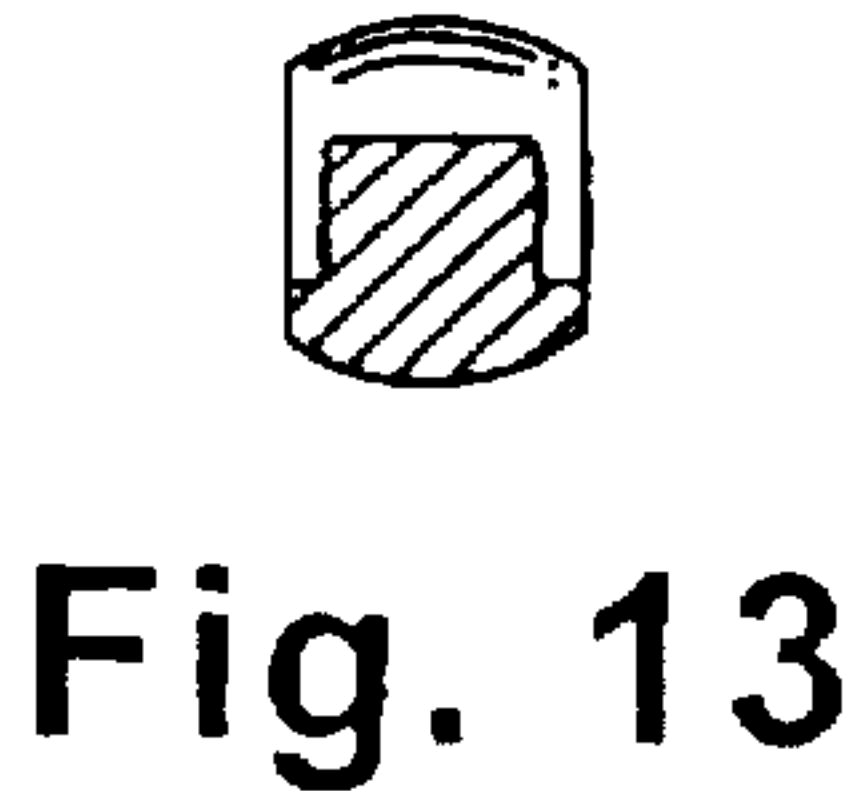


Fig. 13

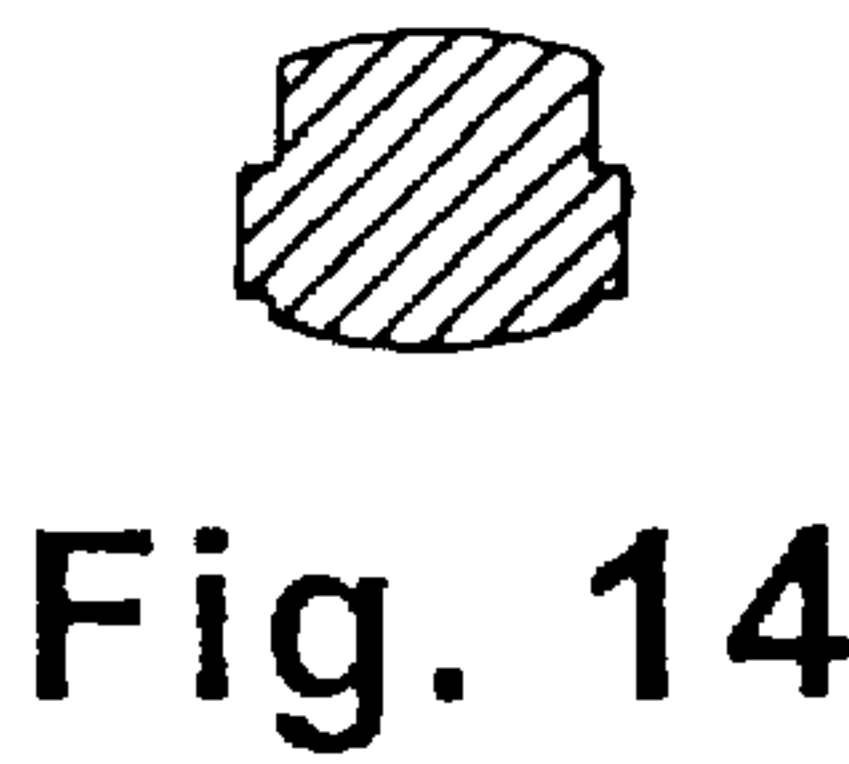


Fig. 14