



US00D388958S

**United States Patent** [19]  
**Hartwein**

[11] **Patent Number: Des. 388,958**  
[45] **Date of Patent: \*\*Jan. 13, 1998**

[54] **ELECTRIC TOOTHBRUSH**

[75] **Inventor: Peter Hartwein, Kronberg, Germany**

[73] **Assignee: Braun Aktiengesellschaft, Frankfurt am Main, Germany**

[\*\*] **Term: 14 Years**

[21] **Appl. No.: 63,815**

[22] **Filed: Dec. 16, 1996**

[30] **Foreign Application Priority Data**

Jun. 21, 1996 [DE] Germany ..... M9605299.6

[51] **LOC (6) Cl. .... 04-02**

[52] **U.S. Cl. .... D4/101; D4/111**

[58] **Field of Search .... D4/101, 104-112, D4/127, 134, 138; 15/22.1, 22.2, 28, 29, 143.1, 159.1, 167.1, 167.2; 132/308, 309; 601/141, 142**

[56] **References Cited**

**U.S. PATENT DOCUMENTS**

- D. 303,876 10/1989 Clemens et al. .... D4/101
- D. 325,129 4/1992 Ambasz ..... D4/101
- D. 354,168 1/1995 Hartwein ..... D4/108

- D. 361,433 8/1995 Yang ..... D4/101
- 5,544,382 8/1996 Guiliani et al. .... 15/22.1

**FOREIGN PATENT DOCUMENTS**

- M 90 07  
967.1 12/1990 Germany .
- M 91 04  
820.6 7/1991 Germany .

*Primary Examiner*—Alan P. Douglas  
*Assistant Examiner*—Lavone D. Tabor  
*Attorney, Agent, or Firm*—Fish & Richardson P.C.

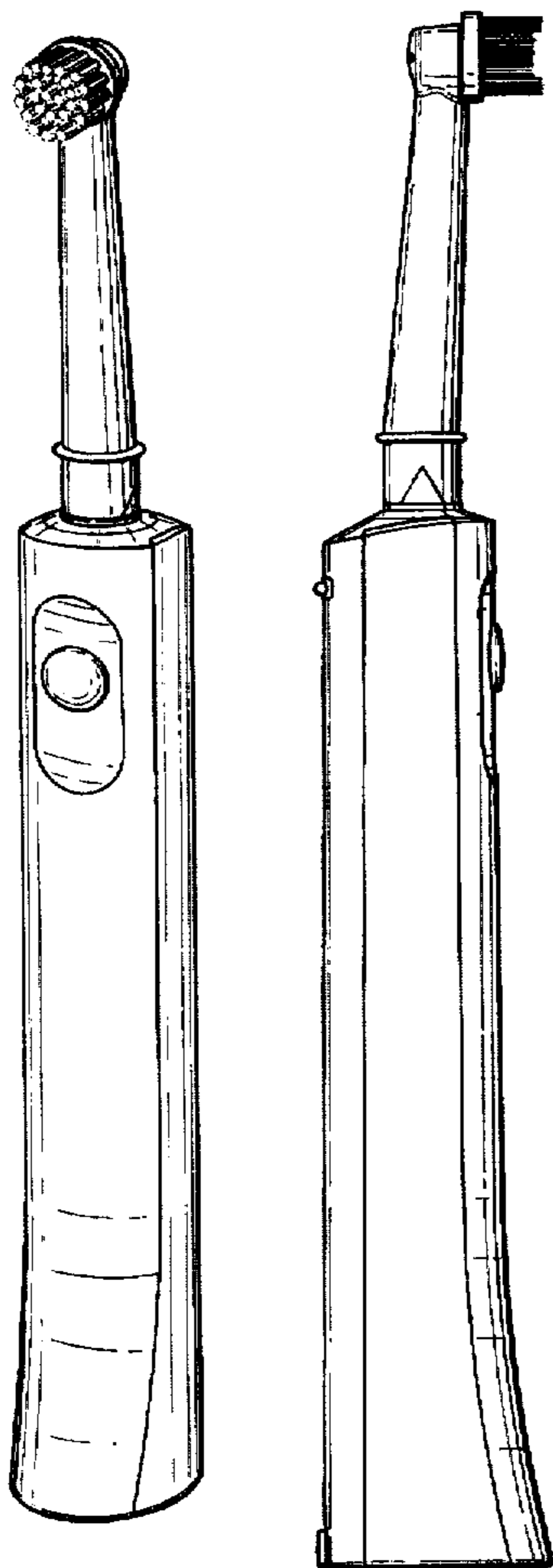
[57] **CLAIM**

The ornamental design for an electric toothbrush, as shown and described.

**DESCRIPTION**

FIG. 1 is a perspective view of an electric toothbrush from above, showing my design;  
FIG. 2 is a front view of the appliance of FIG. 1;  
FIG. 3 is a right-side view of the appliance of FIG. 2;  
FIG. 4 is a left-side view of the appliance of FIG. 2;  
FIG. 5 is a rear view of the appliance of FIG. 2;  
FIG. 6 is a top plan view of the appliance of FIG. 2, and,  
FIG. 7 is a bottom plan view of the appliance of FIG. 2.

**1 Claim, 3 Drawing Sheets**






Fig. 1

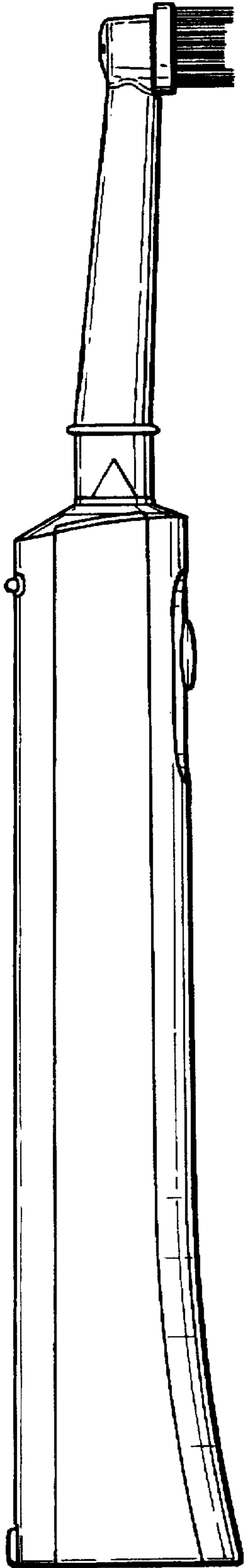


Fig. 4

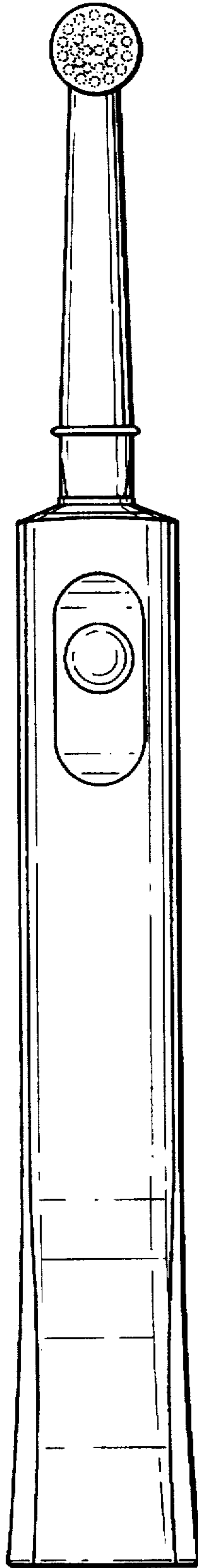


Fig. 2

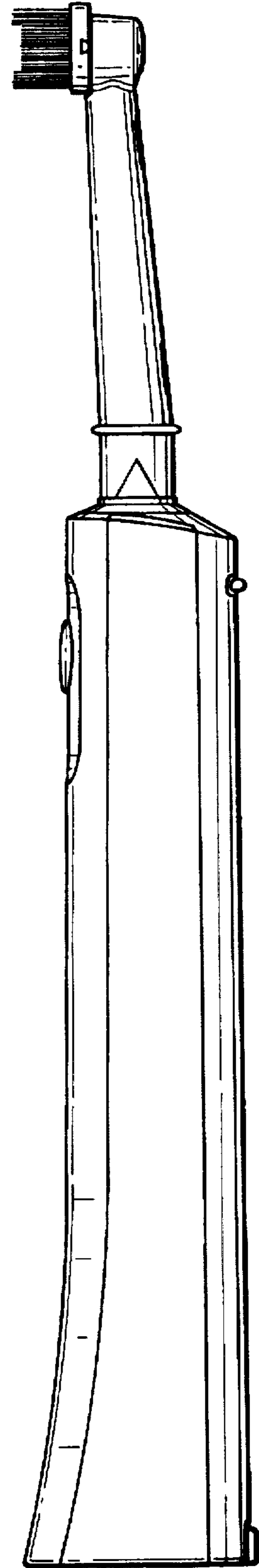


Fig. 3




Fig. 5

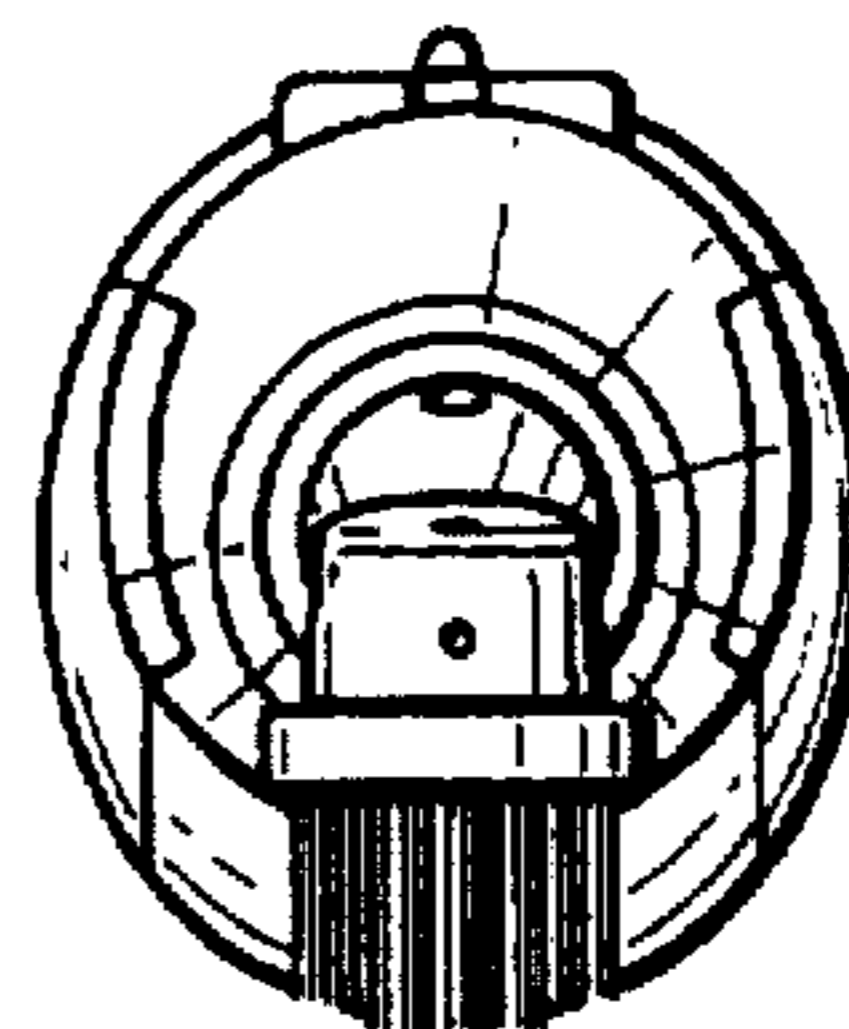


Fig. 6

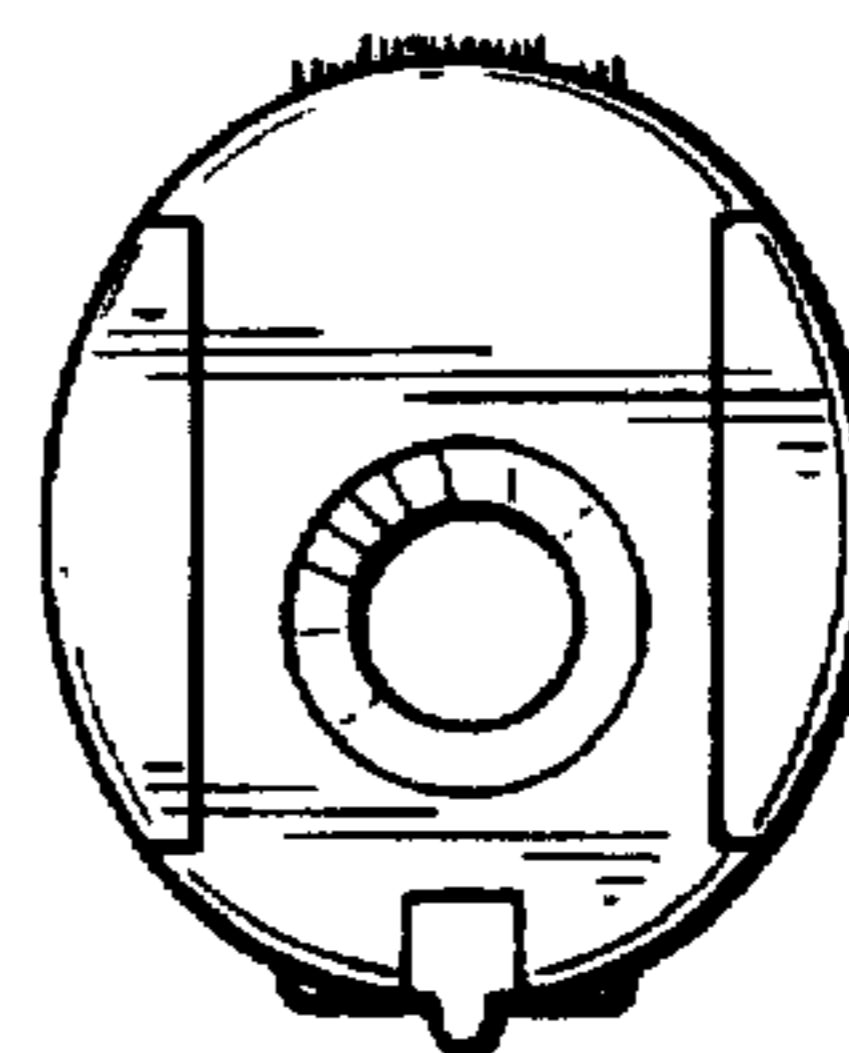


Fig. 7