



US00D388953S

United States Patent [19]

Hartman et al.

[11] Patent Number: **Des. 388,953**

[45] Date of Patent: ****Jan. 13, 1998**

[54] **EXPANDABLE KEY SAFE**

[75] Inventors: **Jerome J. Hartman**, Carlisle; **Thomas R. Steinhagen**, West Des Moines; **Charles A. Haas**, Des Moines; **John E. Schenken**, West Des Moines, all of Iowa

[73] Assignee: **Cobbs Manufacturing Company**, Des Moines, Iowa

[**] Term: **14 Years**

[21] Appl. No.: **59,769**

[22] Filed: **Sep. 16, 1996**

[51] LOC (6) Cl. **03-01**

[52] U.S. Cl. **D3/212**

[58] Field of Search **D3/207-211, 221; D8/347; 24/3.6; 70/456.12, 457**

[56] **References Cited**

U.S. PATENT DOCUMENTS

D. 329,136 9/1992 Sanchez D3/208

D. 329,201	9/1992	Barat	D3/208
D. 369,902	5/1996	Petruzzi	D3/207
2,714,479	8/1955	Zeitew	D3/207
2,854,132	9/1958	Bjerknes	70/456 R
2,874,740	2/1959	Mageau, Jr.	D3/212
4,281,527	8/1981	Leopoldi et al.	70/456 R
4,741,434	5/1988	Liebman	70/457

Primary Examiner—Ralf Seifert

[57] **CLAIM**

The ornamental design for an expandable key safe, as shown.

DESCRIPTION

FIG. 1 is a front elevational view in closed position; FIG. 2 is a front elevational view in expanded position; FIG. 3 is a right end view; FIG. 4 is a rear elevational view; FIG. 5 is a top view; FIG. 6 is a bottom view; and, FIG. 7 is a front perspective view.

1 Claim, 2 Drawing Sheets



Fig 1



Fig 2




Fig 3




Fig 4

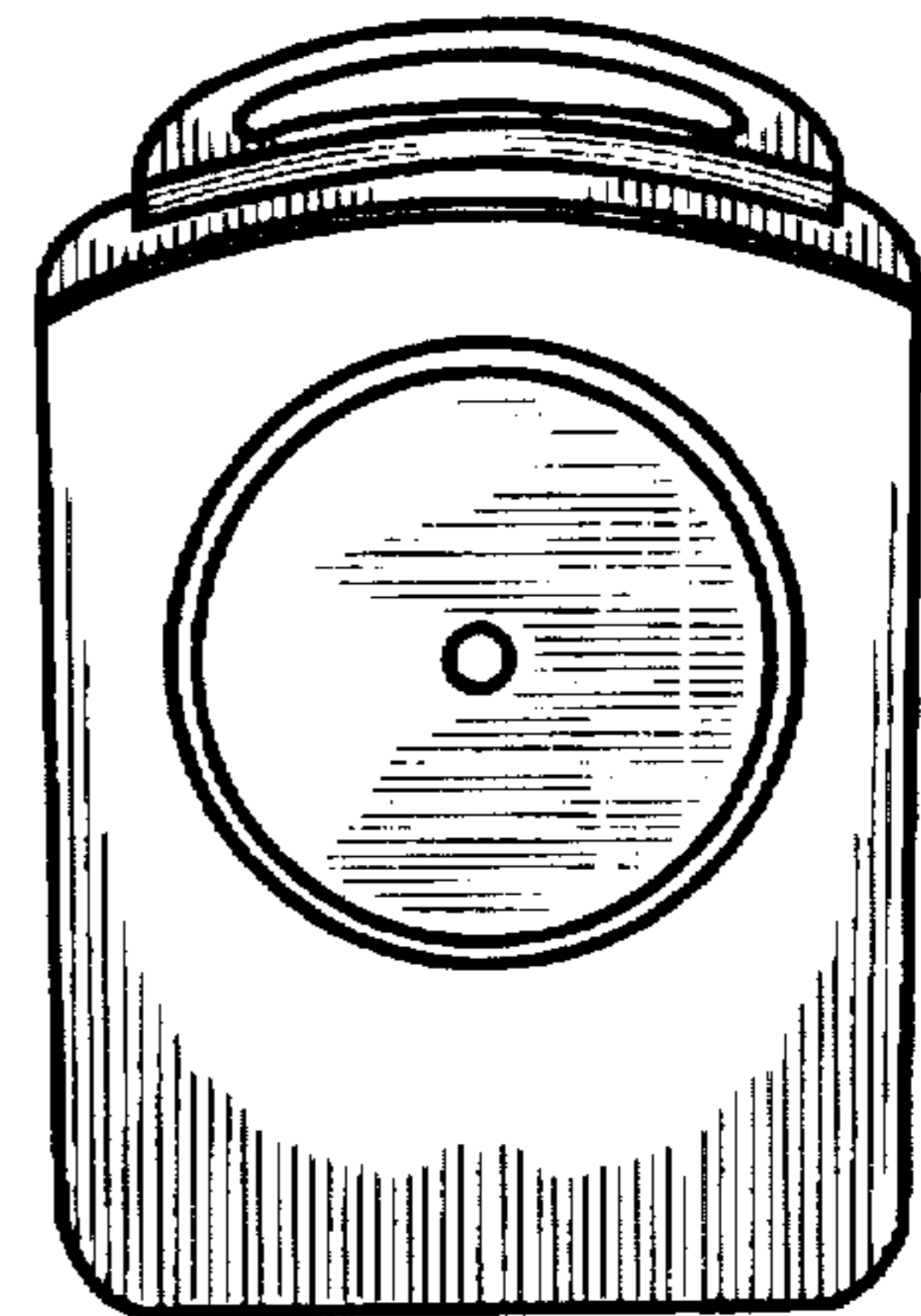


Fig 5




Fig 6

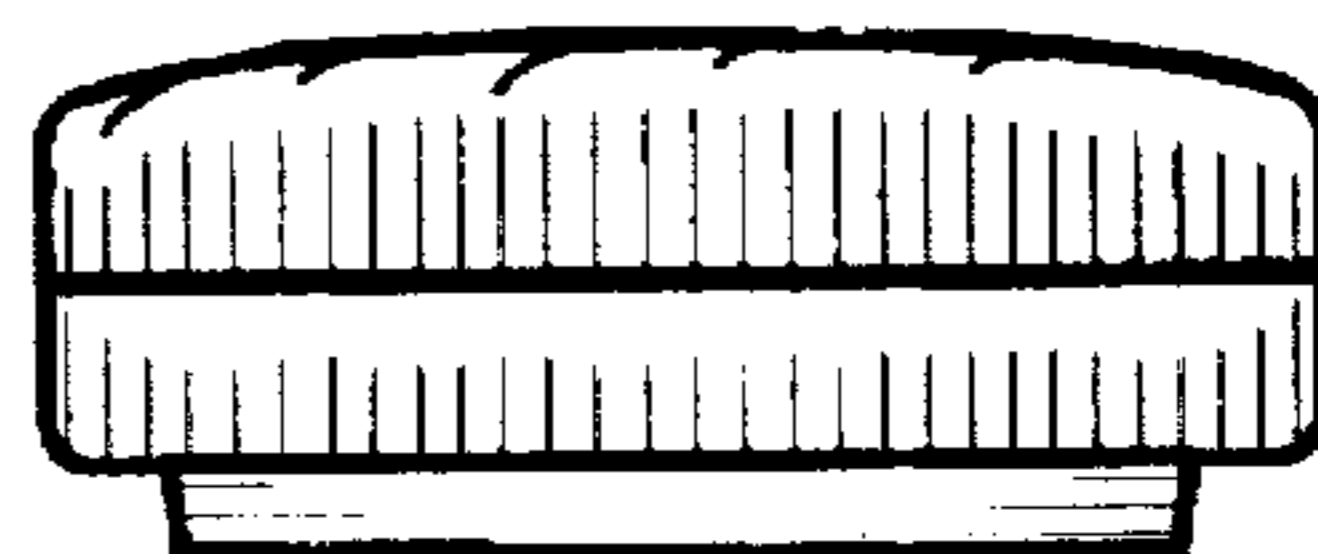


Fig 7

