



US00D388947S

United States Patent [19]

[11] Patent Number: Des. 388,947

Sessa

[45] Date of Patent: **Jan. 13, 1998

[54] FOOTWEAR INSOLE

[76] Inventor: Raymond V. Sessa, 5123 South Quail Crest Dr., SE., Grand Rapids, Mich. 49546

[**] Term: 14 Years

[21] Appl. No.: 66,943

[22] Filed: Feb. 19, 1997

[51] LOC (6) Cl. 02-09

[52] U.S. Cl. D2/961

[58] Field of Search D2/961; D24/192, D24/190, 188; 36/3 R, 71, 76, 43, 44, 147, 153, 154, 140, 172, 173, 174, 178, 180, 181

3,708,333	1/1973	Carlson .	
3,899,798	8/1975	Kihara	36/44
4,076,876	2/1978	Bowles	36/71
4,263,727	4/1981	Bender et al.	36/44
4,461,099	7/1984	Bailly	36/44
4,541,184	9/1985	Leighton	36/178
4,689,899	9/1987	Larson et al.	36/44
4,709,490	12/1987	Fottinger et al.	36/44
4,729,179	3/1988	Quist, Jr.	36/44
4,808,469	2/1989	Hiles	36/44
4,841,648	6/1989	Shaffer et al.	36/43

Primary Examiner—Doris V. Coles
Attorney, Agent, or Firm—Warner Norcross & Judd

[57] CLAIM

The ornamental design for footwear insole, as shown and described.

DESCRIPTION

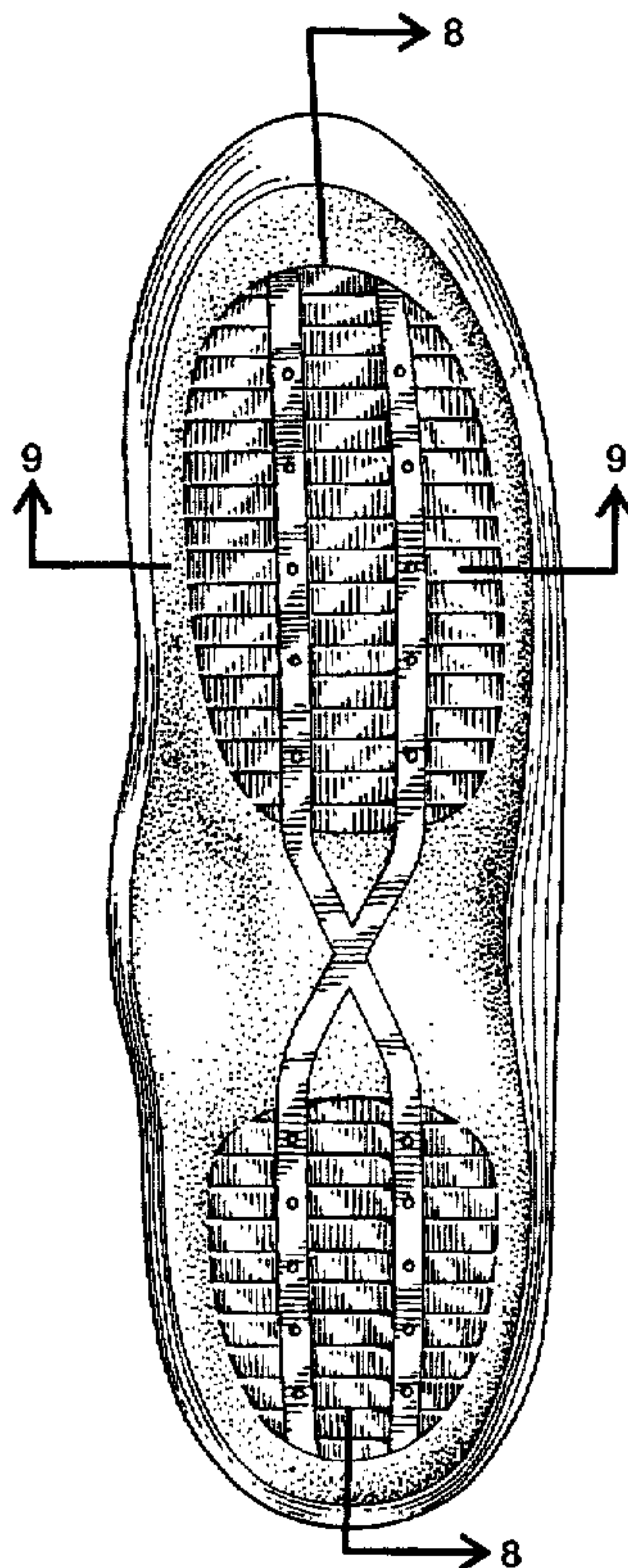
FIG. 1 is a perspective view showing the bottom of the footwear insole embodying the new design;
FIG. 2 is a front elevational view thereof;
FIG. 3 is a rear elevational view thereof;
FIG. 4 is a top plan view thereof;
FIG. 5 is a bottom plan view thereof;
FIG. 6 is a right side elevational view thereof;
FIG. 7 is a left side elevational view thereof;
FIG. 8 is a sectional view thereof taken along line 8—8 of FIG. 5; and,
FIG. 9 is a sectional view thereof taken along line 9—9 of FIG. 5.

[56] References Cited

U.S. PATENT DOCUMENTS

D. 287,902	1/1987	Forsyth	D2/961
D. 288,383	2/1987	Avtry	D2/961
D. 290,423	6/1987	Peterson	D2/961
D. 295,690	5/1988	Finn	D2/961
D. 300,686	4/1989	Peterson	D2/961
D. 300,687	4/1989	Kelley	D2/961
D. 307,072	4/1990	Graham et al.	D2/961
D. 311,269	10/1990	Graham et al.	D2/961
D. 319,419	8/1991	Niarhos	D2/961
871,891	11/1907	Roosa	36/44
1,588,173	6/1926	Cummings	36/44
2,622,348	12/1952	Sellinger	36/44
2,772,488	12/1956	Meltzer	36/44

1 Claim, 4 Drawing Sheets



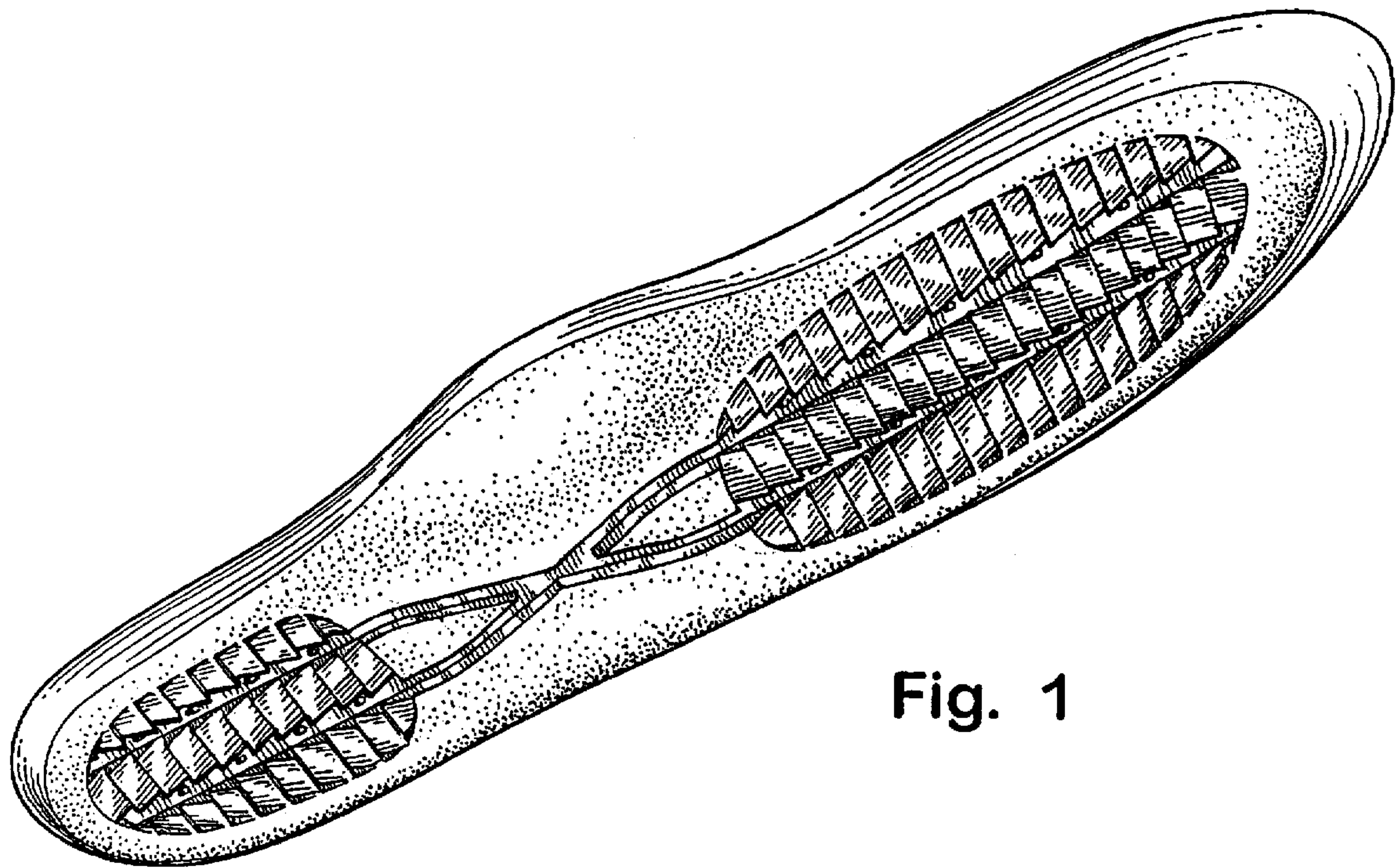


Fig. 1

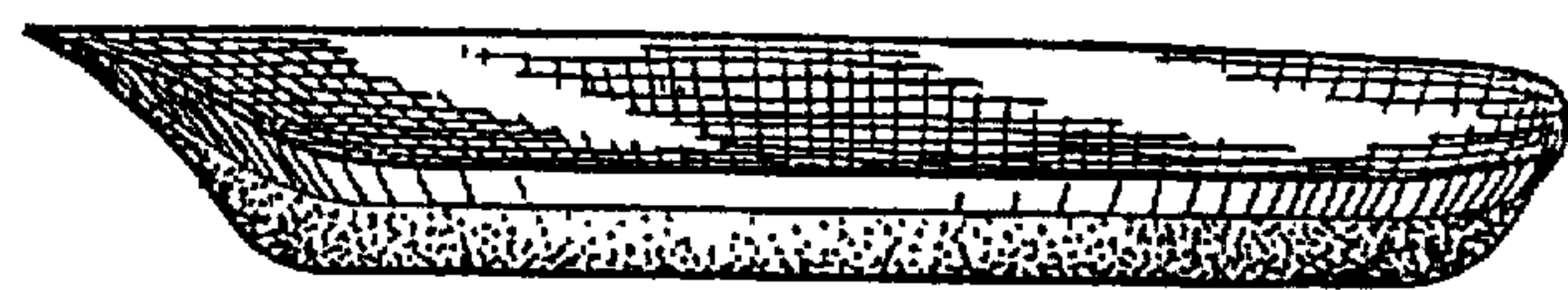


Fig. 2

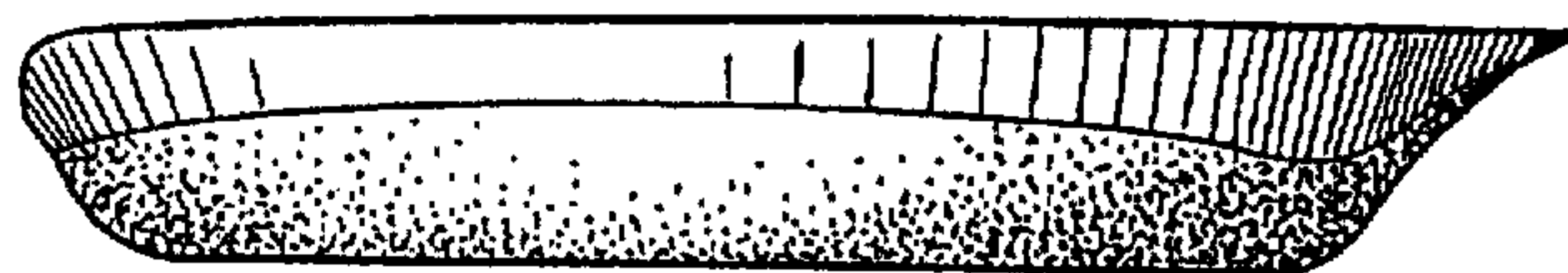


Fig. 3

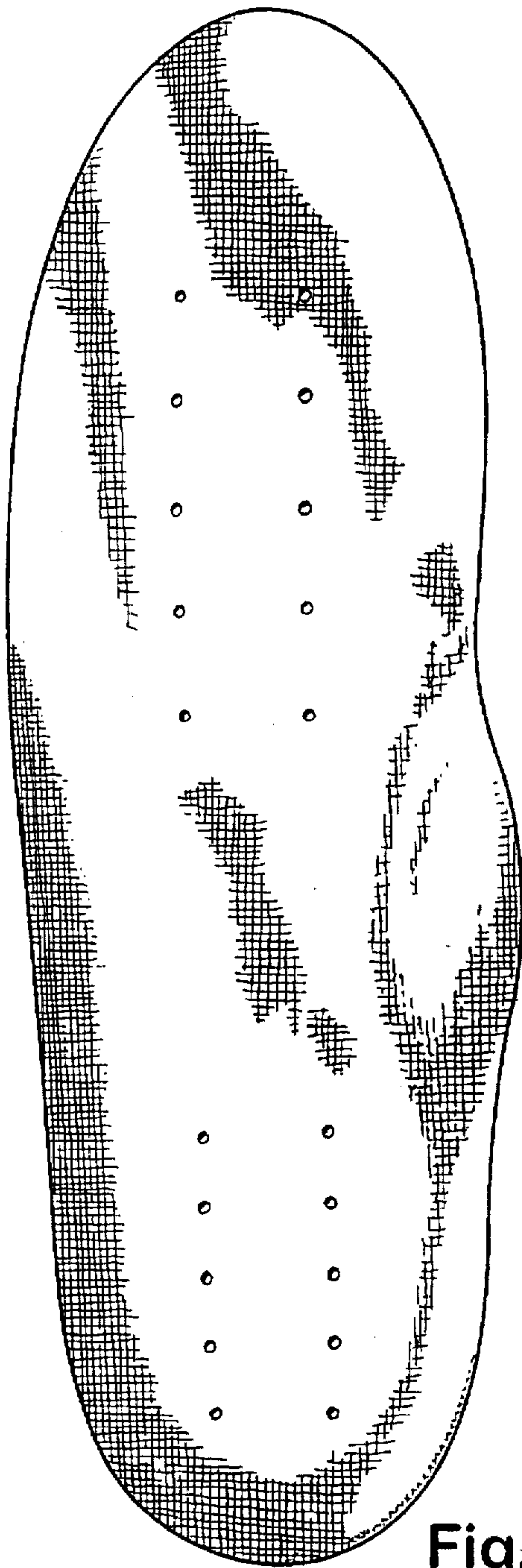


Fig. 4

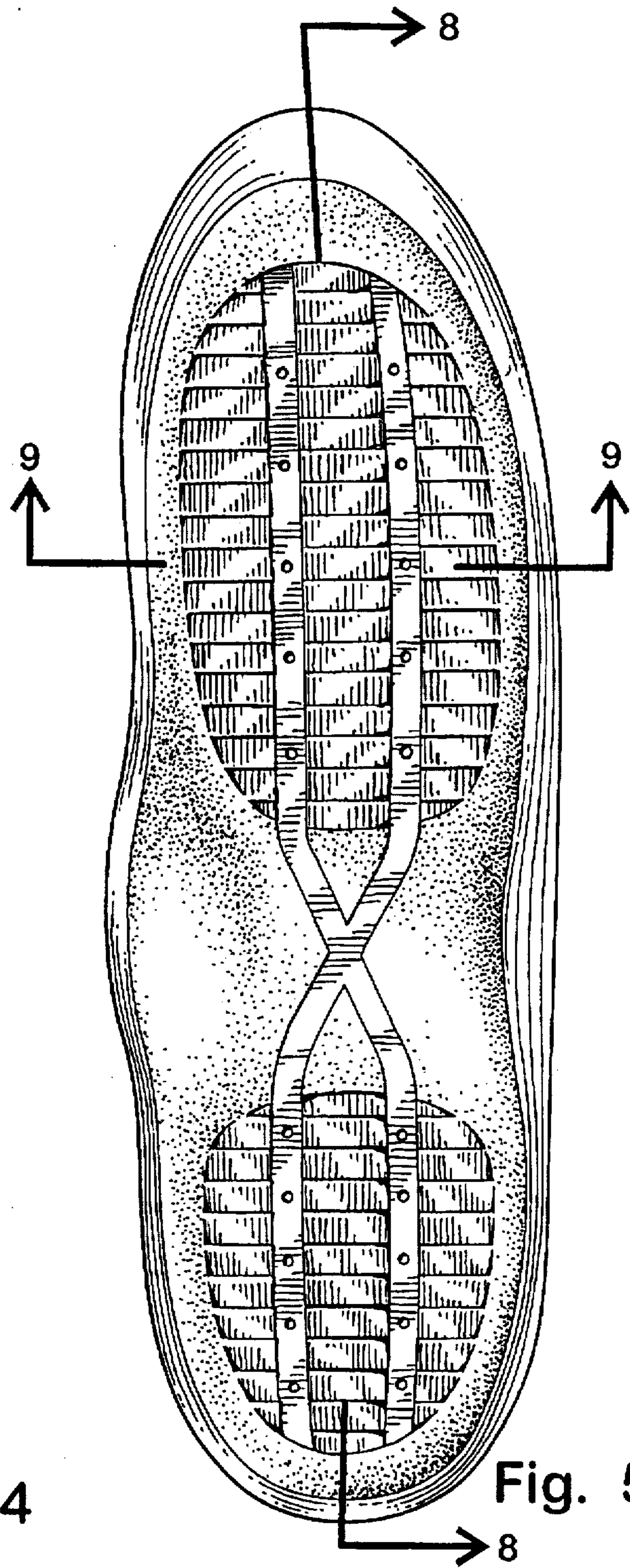


Fig. 5




Fig. 6




Fig. 7

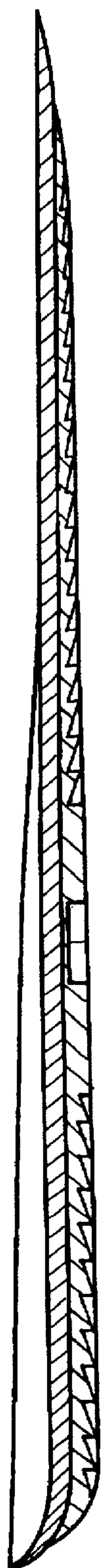


Fig. 8



Fig. 9