



US00D388919S

United States Patent [19]
Maire et al.

[11] **Patent Number:** **Des. 388,919**
[45] **Date of Patent:** ****Jan. 6, 1998**

[54] **BUCKET MOUNTED TOOL CARRIER**

[75] Inventors: **Paul R. Maire, Edina; David P. Fierek, Duluth, both of Minn.**

[73] Assignee: **Fiskars Inc., Madison, Wis.**

[**] Term: **14 Years**

[21] Appl. No.: **56,255**

[22] Filed: **Jun. 18, 1996**

Related U.S. Application Data

[60] Division of Ser. No. 17,377, Jan. 12, 1994, abandoned, which is a continuation-in-part of Ser. No. 670,144, Mar. 31, 1991, abandoned, which is a continuation-in-part of Ser. No. 423,185, Oct. 18, 1989, abandoned.

[51] LOC (6) Cl. **07-07**

[52] U.S. Cl. **D32/53**

[58] Field of Search **D3/228, 229; D32/53, D32/54; 150/161; 206/362, 372, 373, 376, 377; 220/23.83, 23.86, 500; 383/38-40**

[56] **References Cited**

U.S. PATENT DOCUMENTS

- D. 222,951 2/1972 Stringer .
- D. 345,237 3/1994 Stein D32/53
- D. 354,596 1/1995 Dancyger D32/53
- 2,899,997 8/1959 Rauen .

- 3,749,233 7/1973 McCormick, Jr. .
- 3,967,666 7/1976 Farrar .
- 4,356,854 11/1982 McGee .
- 4,765,472 8/1988 Dent 206/373
- 4,993,551 2/1991 Lindsay 206/373
- 5,174,447 12/1992 Fleming 206/373

OTHER PUBLICATIONS

Photographs of the "Port-a-Pocket" Tool Carrier 1991.

Primary Examiner—Alan P. Douglas
Assistant Examiner—Lavone D. Tabor
Attorney, Agent, or Firm—Foley & Lardner

[57] **CLAIM**

The ornamental design for a bucket mounted tool carrier, as shown and described.

DESCRIPTION

FIG. 1 is a perspective view of a bucket mounted tool carrier in accordance with our new design, the tool carrier being shown draped over a bucket;
FIG. 2 is a perspective view of the tool carrier of FIG. 1, the tool carrier being rotated 180 degrees from the representation of FIG. 1; and,
FIG. 3 is a front elevational view of the tool carrier, the rear elevational view being identical thereto.
The broken line showing of the bucket is for illustrative purposes only and forms no part of the claimed design.

1 Claim, 2 Drawing Sheets

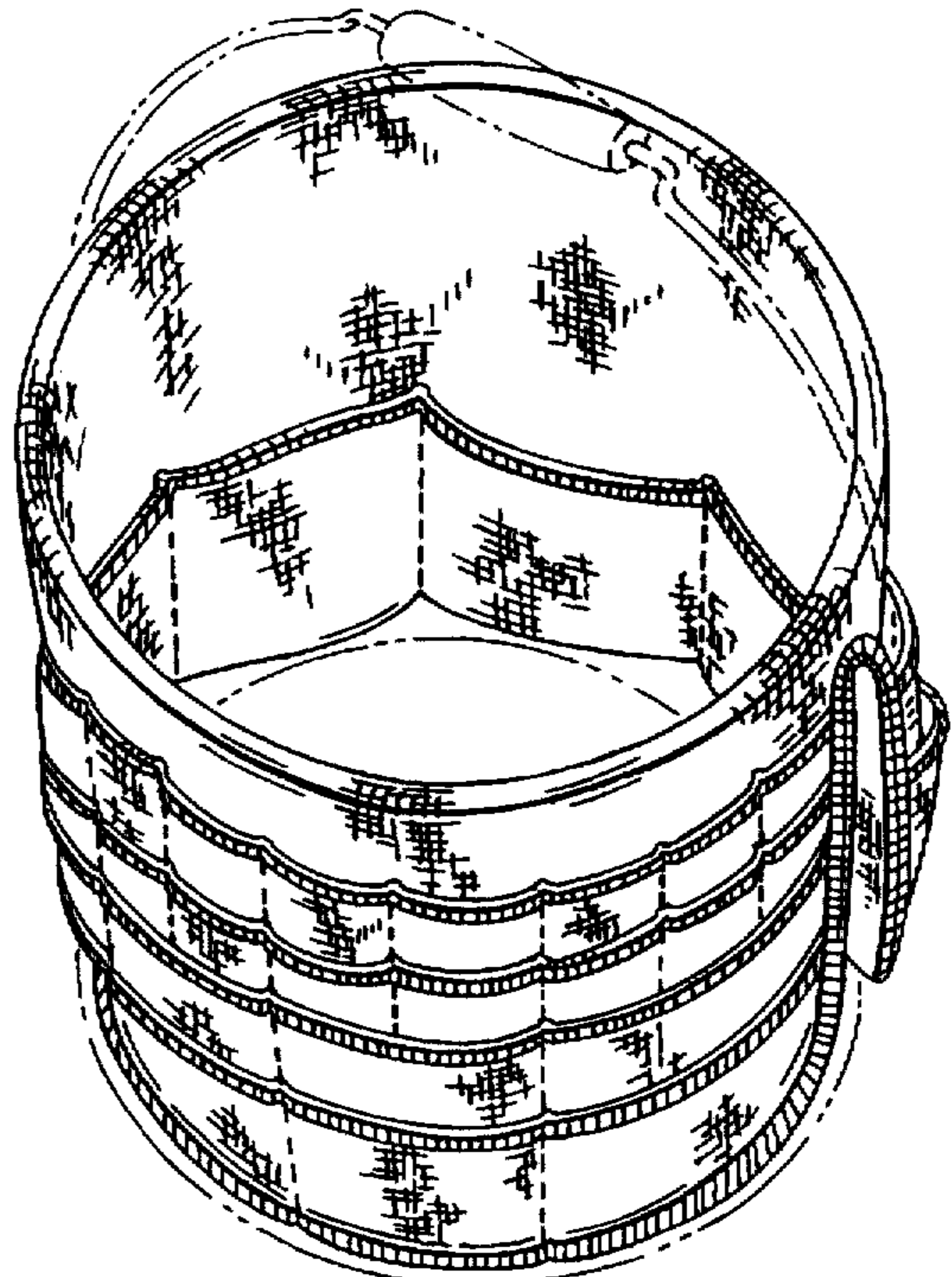
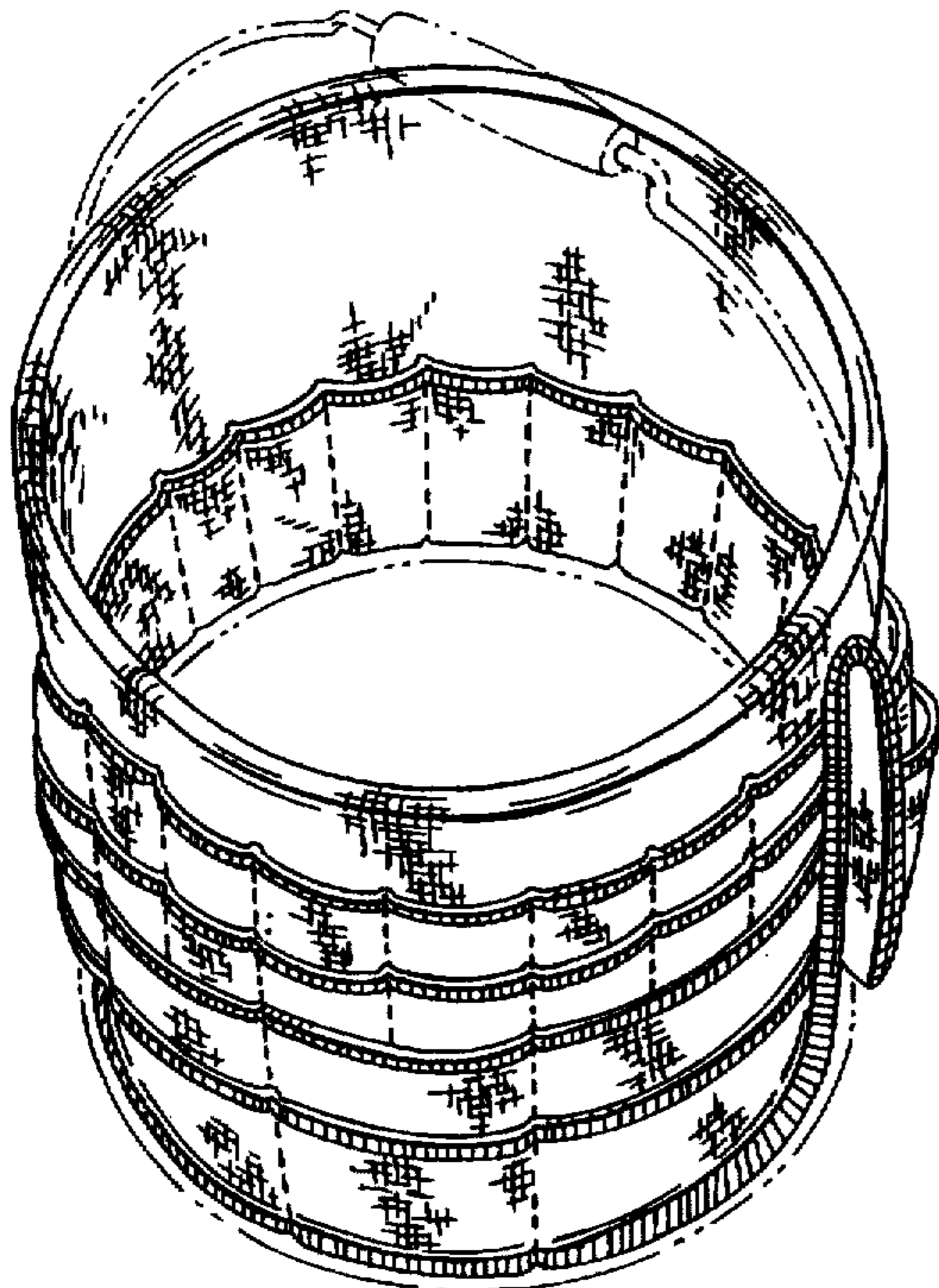


FIG. 2

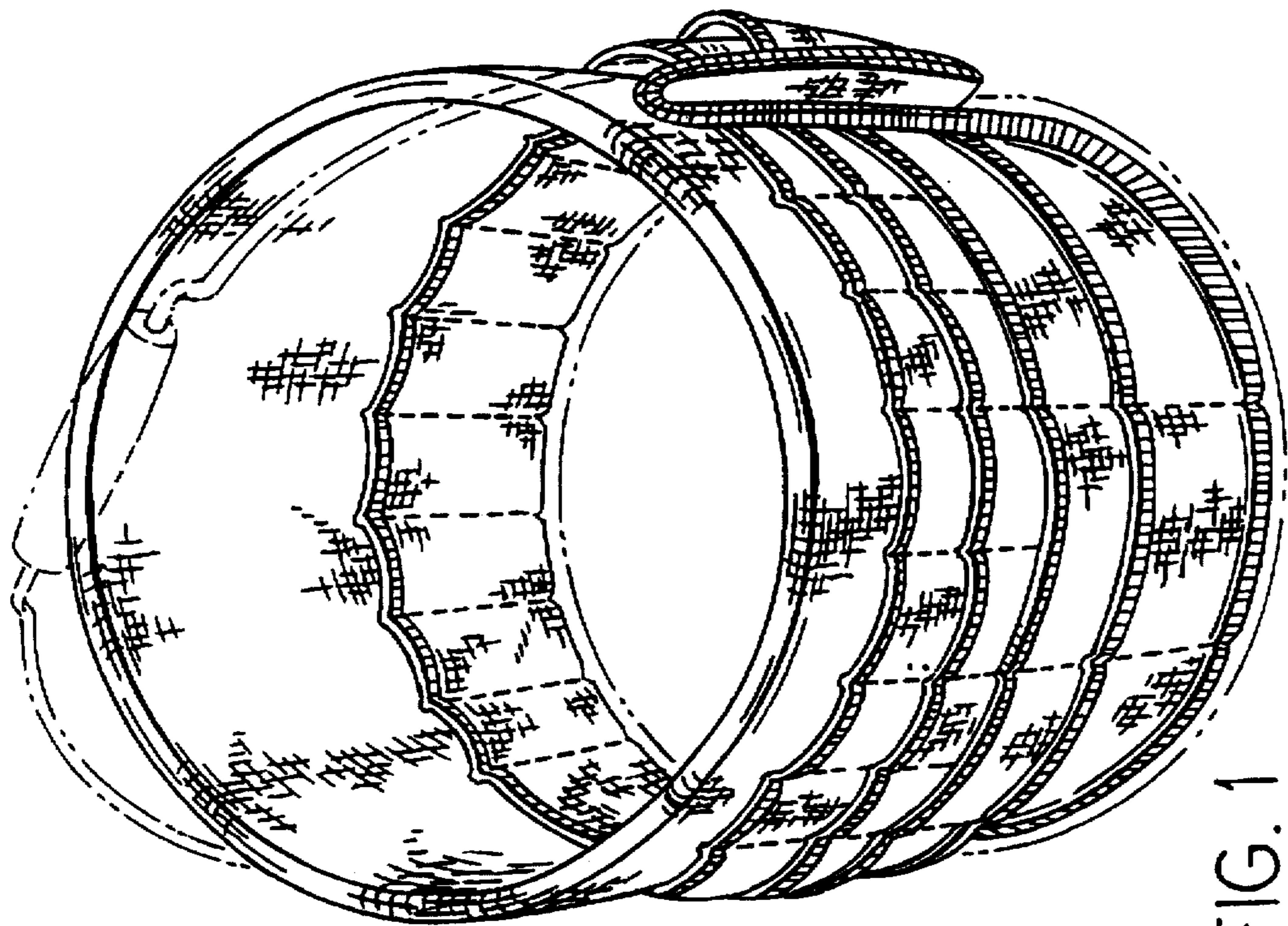
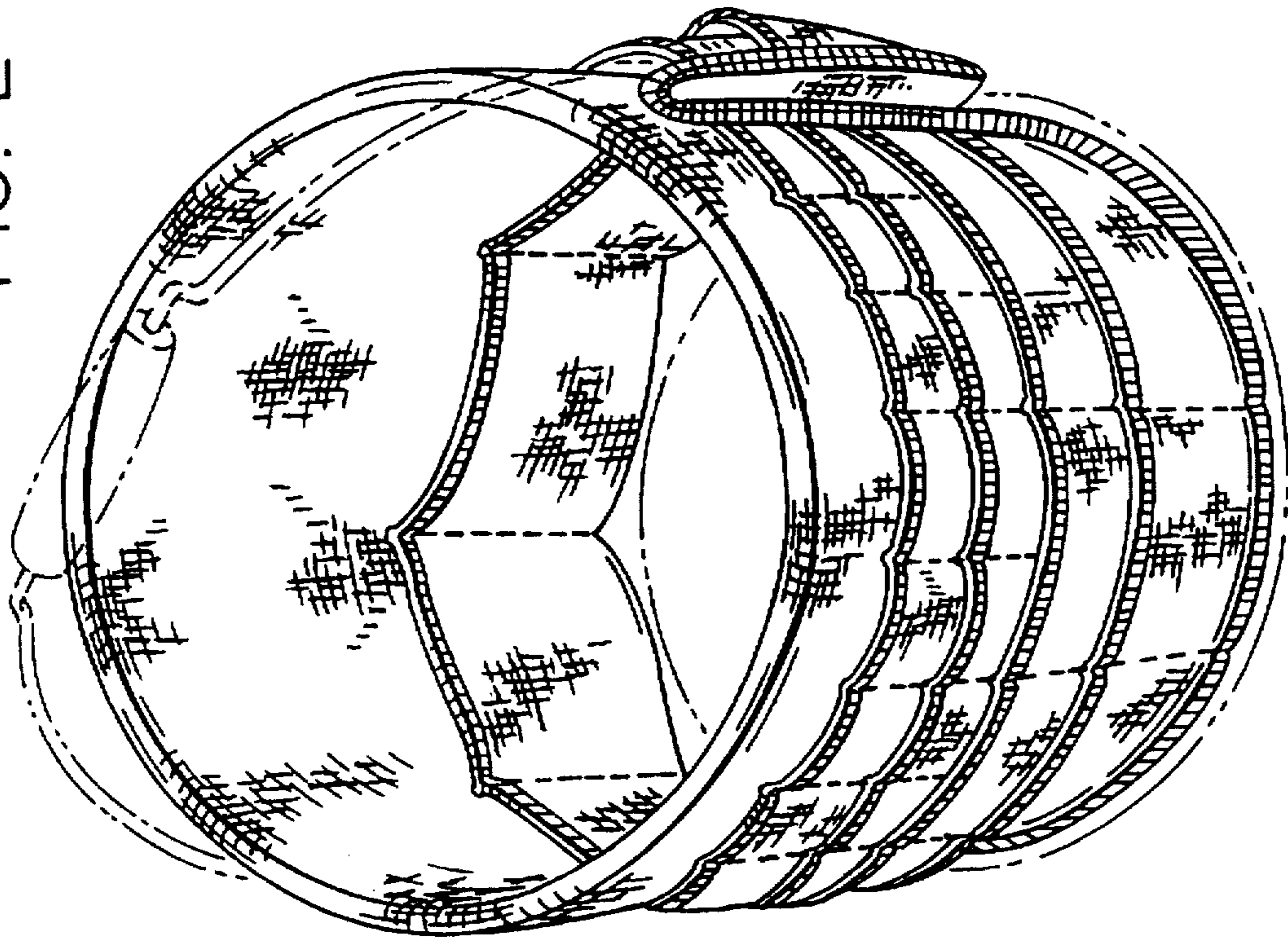


FIG. 1

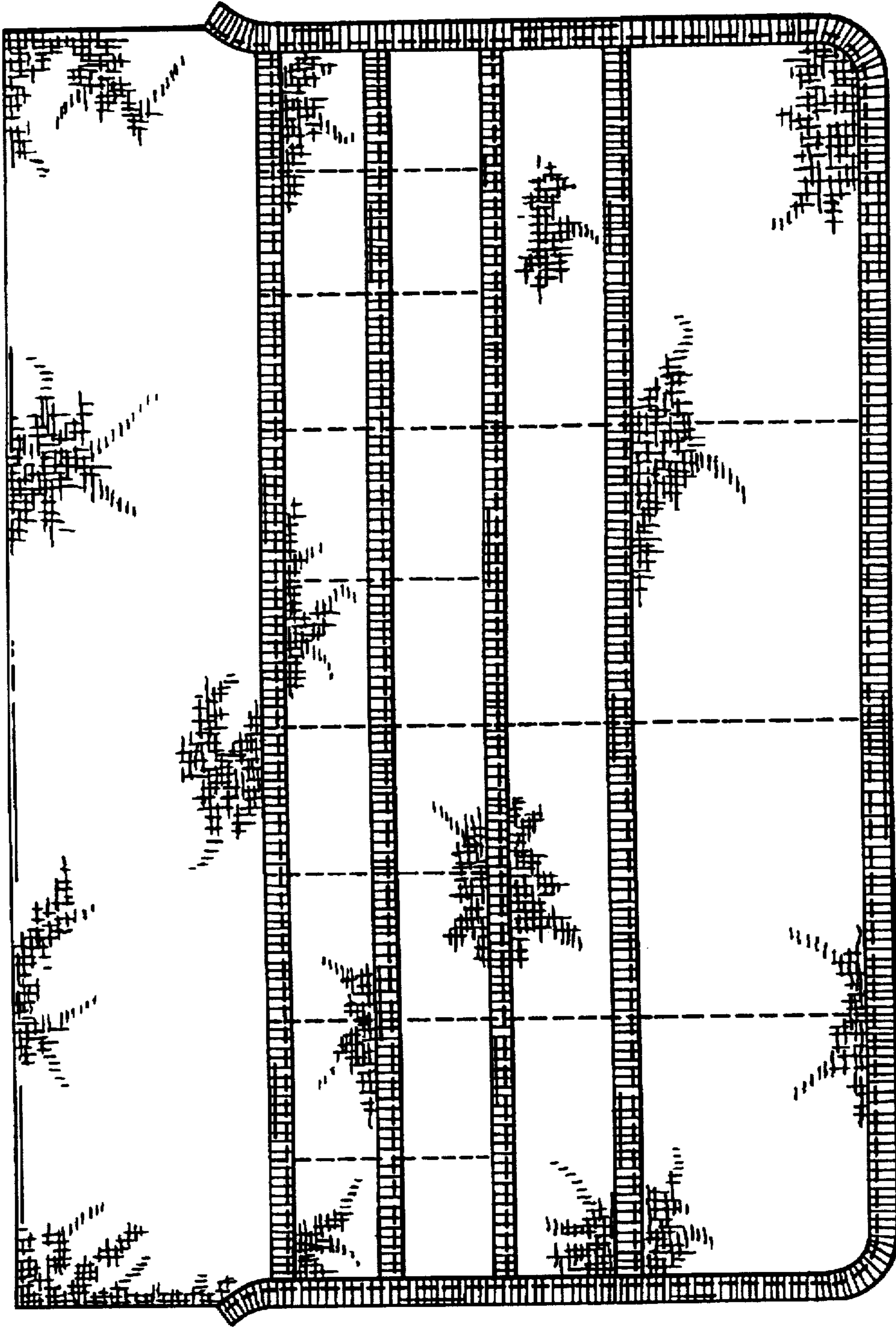


FIG. 3