



US00D388914S

United States Patent [19]
McKnight

[11] **Patent Number:** **Des. 388,914**
[45] **Date of Patent:** ****Jan. 6, 1998**

[54] **UNIVERSAL VACUUM ATTACHMENT ADAPTER**
[76] **Inventor:** **Leon McKnight**, 395 Rogers Ave., Sumter, S.C. 29150-8881
[**] **Term:** **14 Years**
[21] **Appl. No.:** **59,160**
[22] **Filed:** **Sep. 4, 1996**
[51] **LOC (6) Cl.** **15-05**
[52] **U.S. Cl.** **D32/31; D32/32**
[58] **Field of Search** **D32/31-33; D9/516, D9/544, 574-575; 401/10; 15/417, 421, 415.1, 375, 395, 327.2; 285/7, 110, 176; D24/224, 121, 122**

3,811,783 5/1974 Johnson 401/9
4,053,962 10/1977 McDowell D32/32
4,336,872 6/1982 Noda et al. D32/32
4,553,284 11/1985 Strumbos D32/32
4,625,998 12/1986 Draudt et al. D32/32
4,653,638 3/1987 Lackner et al. 206/373
4,688,294 8/1987 Simonsson 15/367
4,964,189 10/1990 Rau et al. 15/327.2
5,050,266 9/1991 Schneider 15/421
5,067,501 11/1991 Auger 132/116
5,095,579 3/1992 Becker 15/339
5,098,174 3/1992 Worthley 312/277
5,123,764 6/1992 Duncan et al. 401/10
5,311,631 5/1994 Smith, Jr. D32/32
5,332,098 7/1994 Fisher 206/576
5,401,061 3/1995 Yamashita 285/7

OTHER PUBLICATIONS

Autosampler Vials & Glassware, Rec'd May 3, 1991, p. v21, "Microvolume Inserts & Springs, Item 408055".

Primary Examiner—Ruth McInroy

[56] **References Cited**

U.S. PATENT DOCUMENTS

D. 185,697 7/1959 Descarnes D32/31
D. 264,011 4/1982 Genoa D32/31
D. 275,333 8/1984 Williams et al. D32/31
D. 299,772 2/1989 Smith D32/31
D. 300,574 4/1989 Smith D32/31
D. 301,177 5/1989 von Bischoffshausen D32/31
D. 314,848 2/1991 Foldes D32/31
D. 341,452 11/1993 Songer D32/33
1,117,840 11/1914 Hamilton 285/8
1,354,710 10/1920 Wise 285/7
2,103,050 12/1937 White 285/7
2,490,892 12/1949 Westhoff 15/394
2,534,122 12/1950 Hamala 206/576
2,688,499 9/1954 Hanson 285/8
2,699,357 1/1955 Roth 285/8
3,022,534 2/1962 O'Brien 15/400
3,408,091 10/1968 Zylstra 285/7
3,600,740 8/1971 Ogler 15/257

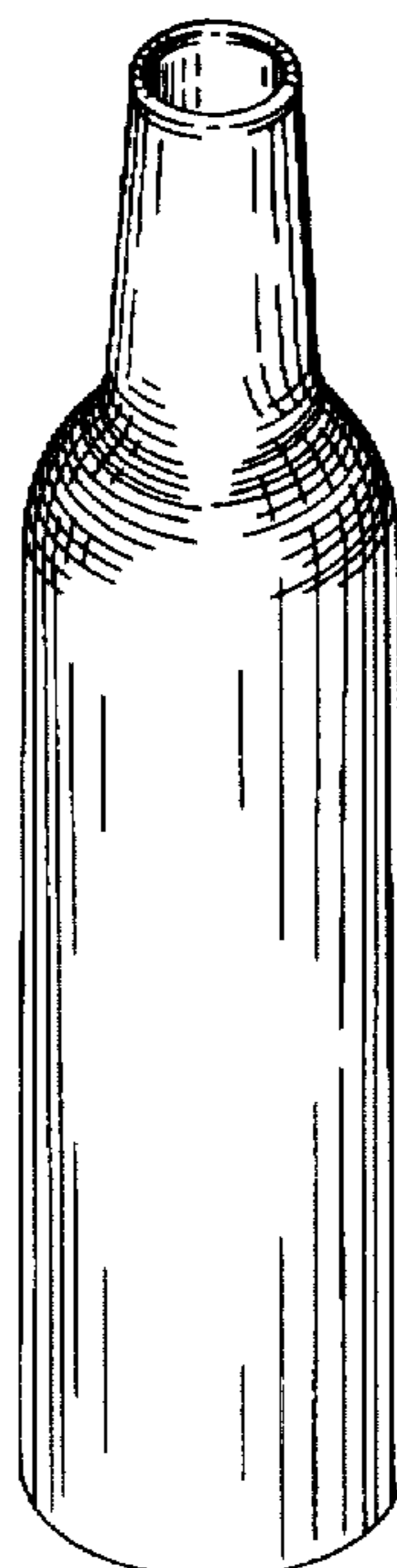
[57] **CLAIM**

The ornamental design for a universal vacuum attachment adapter, as shown and described.

DESCRIPTION

FIG. 1 is a perspective view of a universal vacuum attachment adapter showing my new design;
FIG. 2 is a bottom perspective thereof;
FIG. 3 is a bottom elevational view thereof;
FIG. 4 is a side elevational view thereof, all sides being identical;
FIG. 5 is a top view thereof; and,
FIG. 6 is a cross-sectional view taken along line 6—6 in FIG. 4.

1 Claim, 3 Drawing Sheets



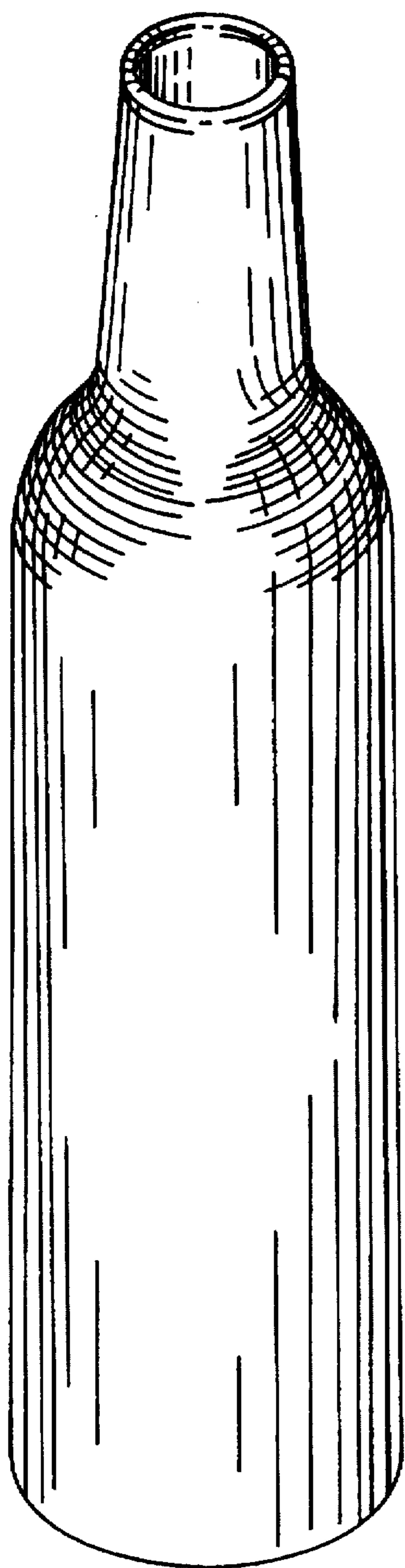


FIG. 1.

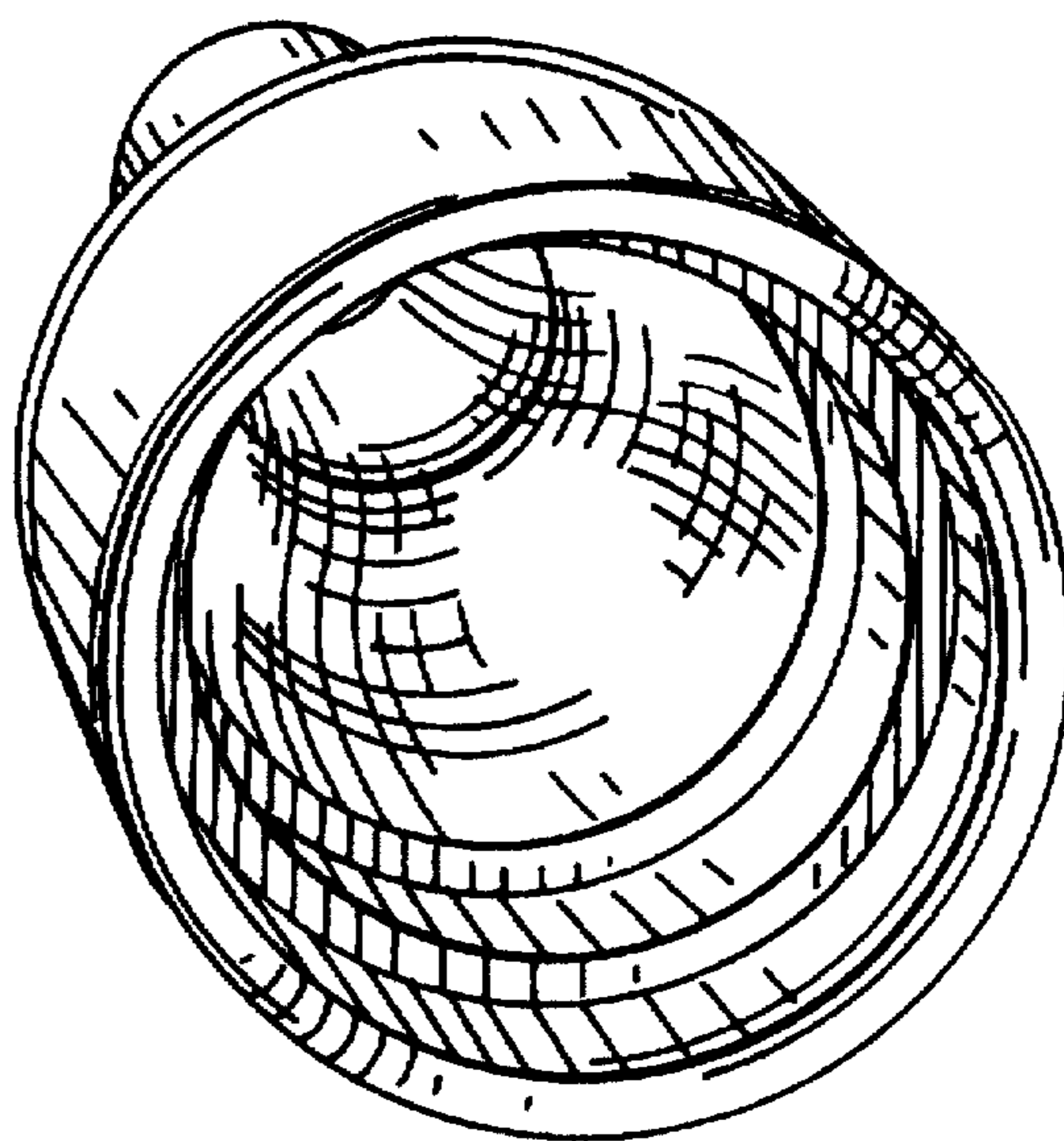


FIG. 2.

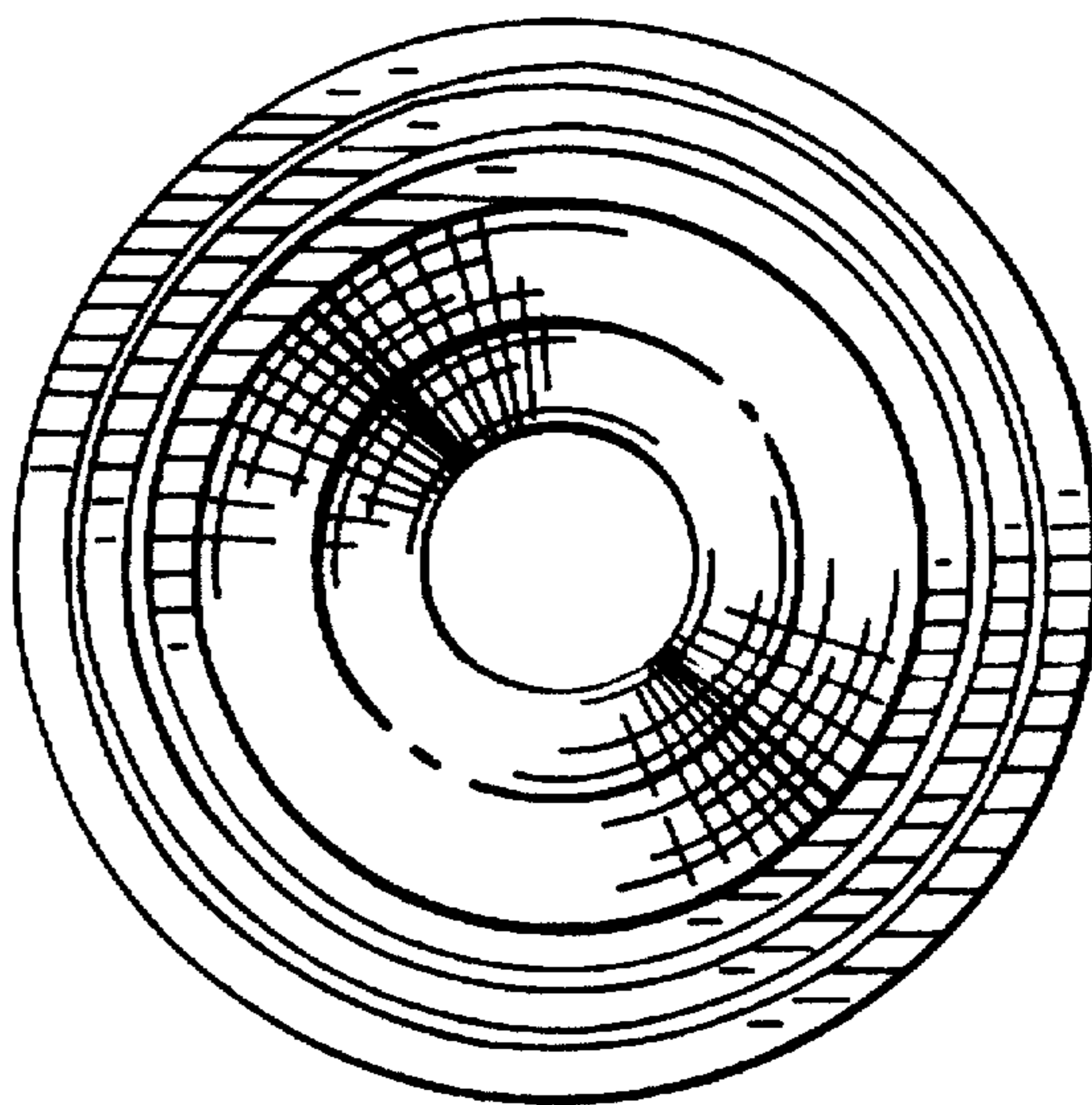


FIG. 3.

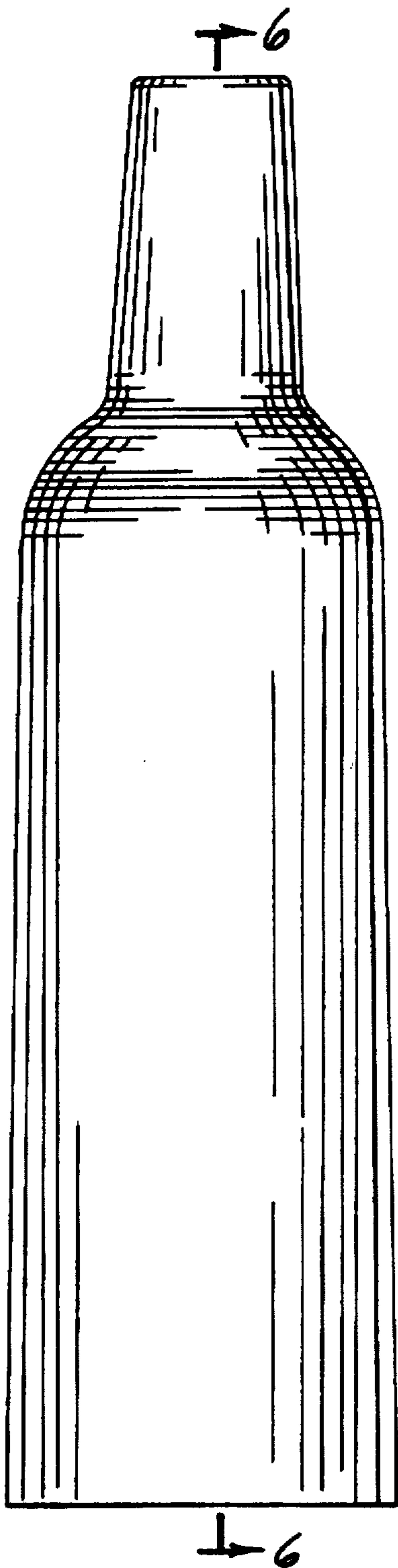


FIG. 4.

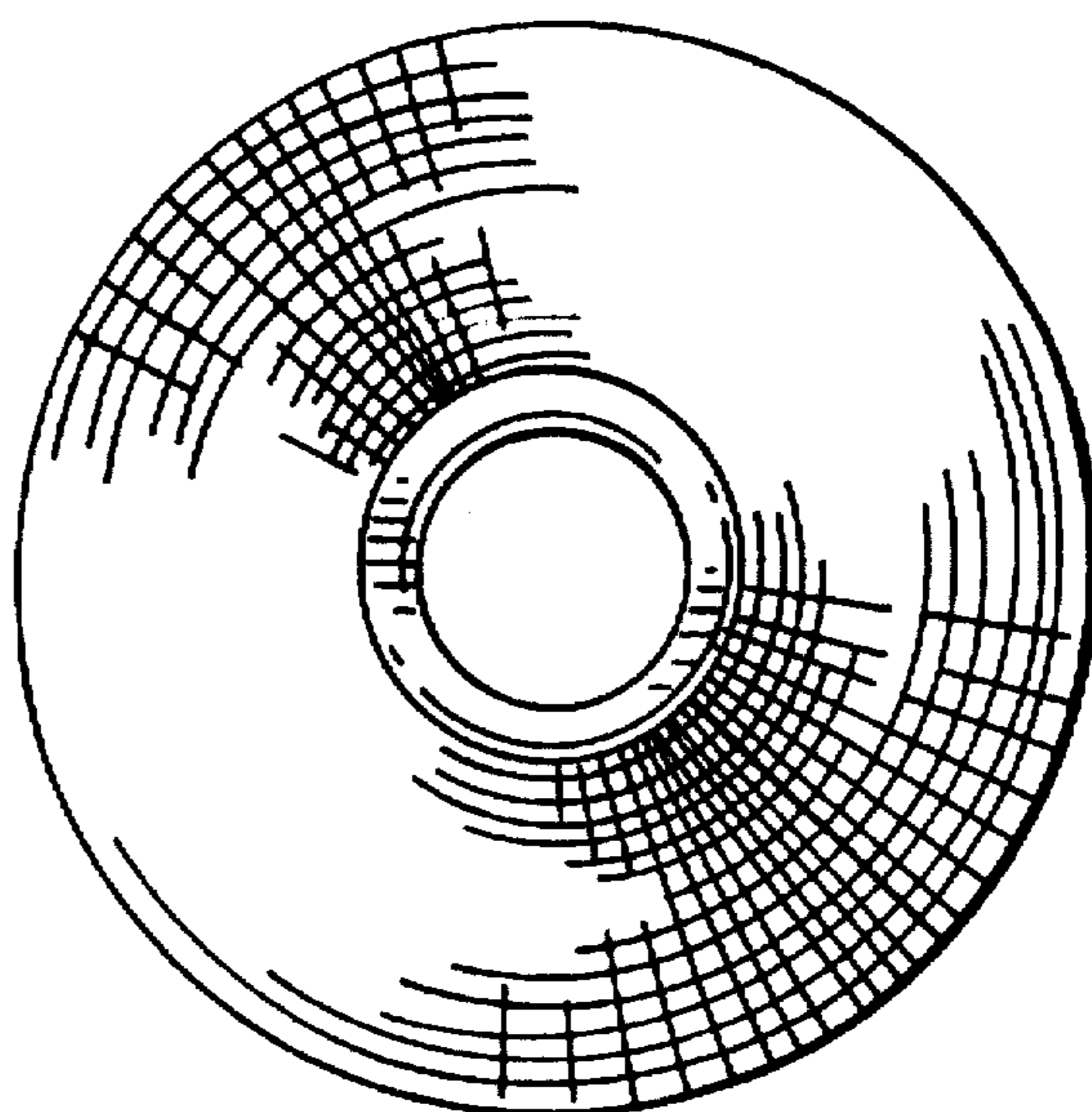


FIG. 5.




FIG. 6.