



US00D388891S

United States Patent [19]
Huang

[11] **Patent Number:** **Des. 388,891**
[45] **Date of Patent:** ****Jan. 6, 1998**

[54] **LAMP HOLDER**

[75] **Inventor:** **Peter K. H. Huang, Taipei, Taiwan**

[73] **Assignee:** **Shining Black Enterprises Company, Ltd., Taipei, Taiwan**

[**] **Term:** **14 Years**

[21] **Appl. No.:** **64,968**

[22] **Filed:** **Jan. 16, 1997**

[51] **LOC (6) Cl.** **26-04**
[52] **U.S. Cl.** **D26/2**
[58] **Field of Search** **D26/1, 2, 3, 4,**
D26/37-50; 362/147, 362, 363, 404-408;
313/25, 315, 318

[56] **References Cited**

U.S. PATENT DOCUMENTS

D. 290,405 6/1987 Johns D6/37

D. 337,835 7/1993 Donato et al. D26/2
D. 344,357 2/1994 Gottlieb D26/2
D. 370,276 5/1996 Davis D26/37

Primary Examiner—Marcus A. Jackson
Attorney, Agent, or Firm—Pro-Techt International

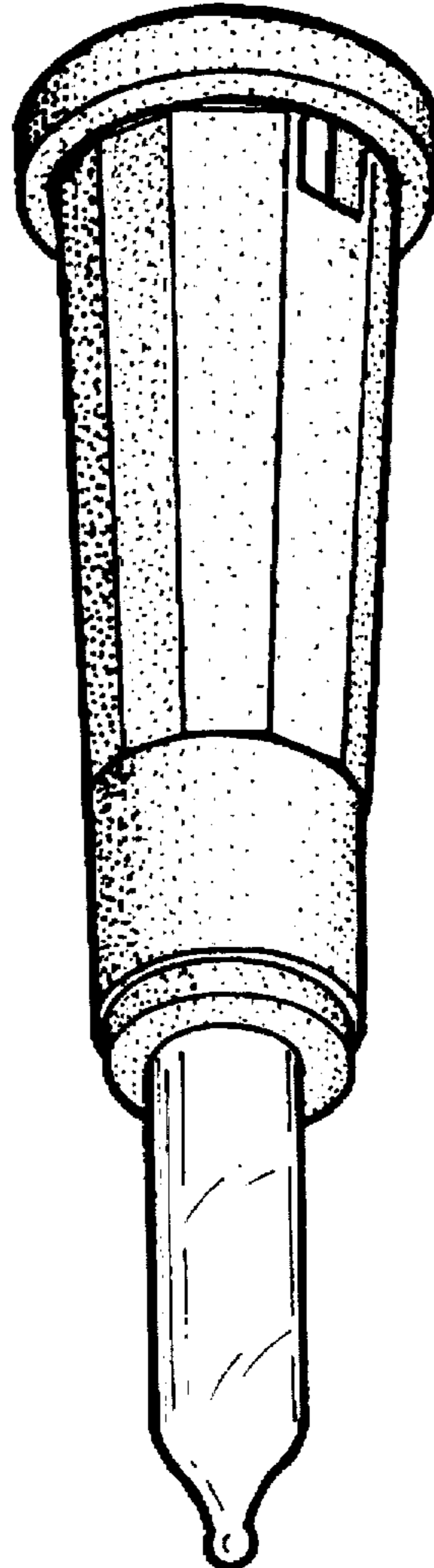
[57] **CLAIM**

The ornamental design for a lamp holder, as shown and described.

DESCRIPTION

FIG. 1 is a top, front, right side, and perspective view of the new design;
FIG. 2 is a front elevational view thereof;
FIG. 3 is a rear elevational view thereof;
FIG. 4 is a left side elevational view thereof;
FIG. 5 is a right side elevational view thereof;
FIG. 6 is a top plan view thereof; and,
FIG. 7 is a bottom plan view thereof.

1 Claim, 6 Drawing Sheets



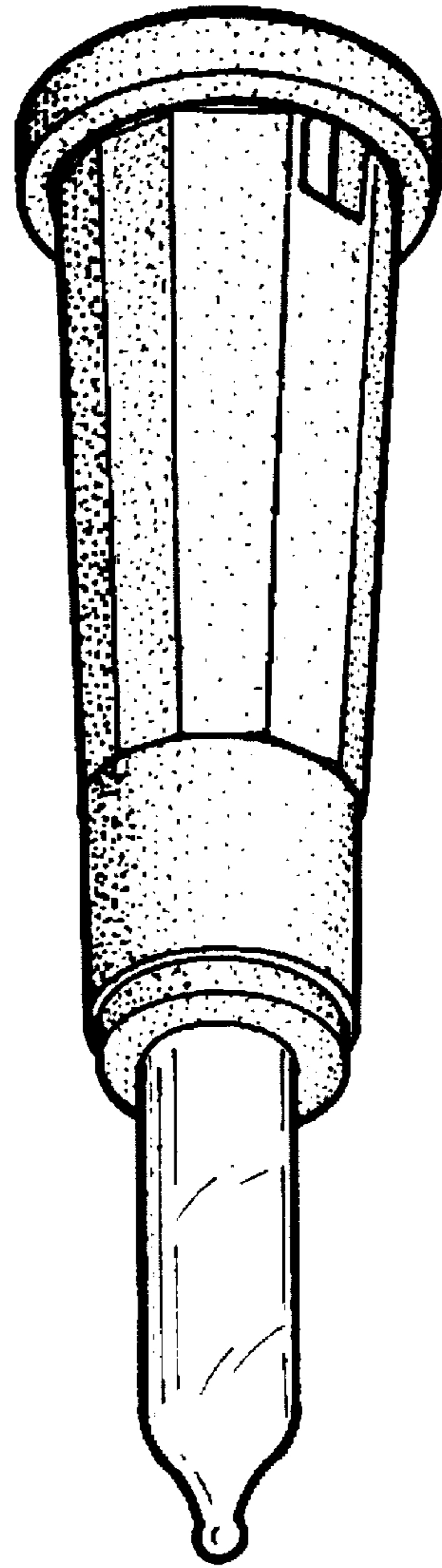


FIG. 1




FIG. 2




FIG. 3




FIG. 4




FIG. 5




FIG. 6

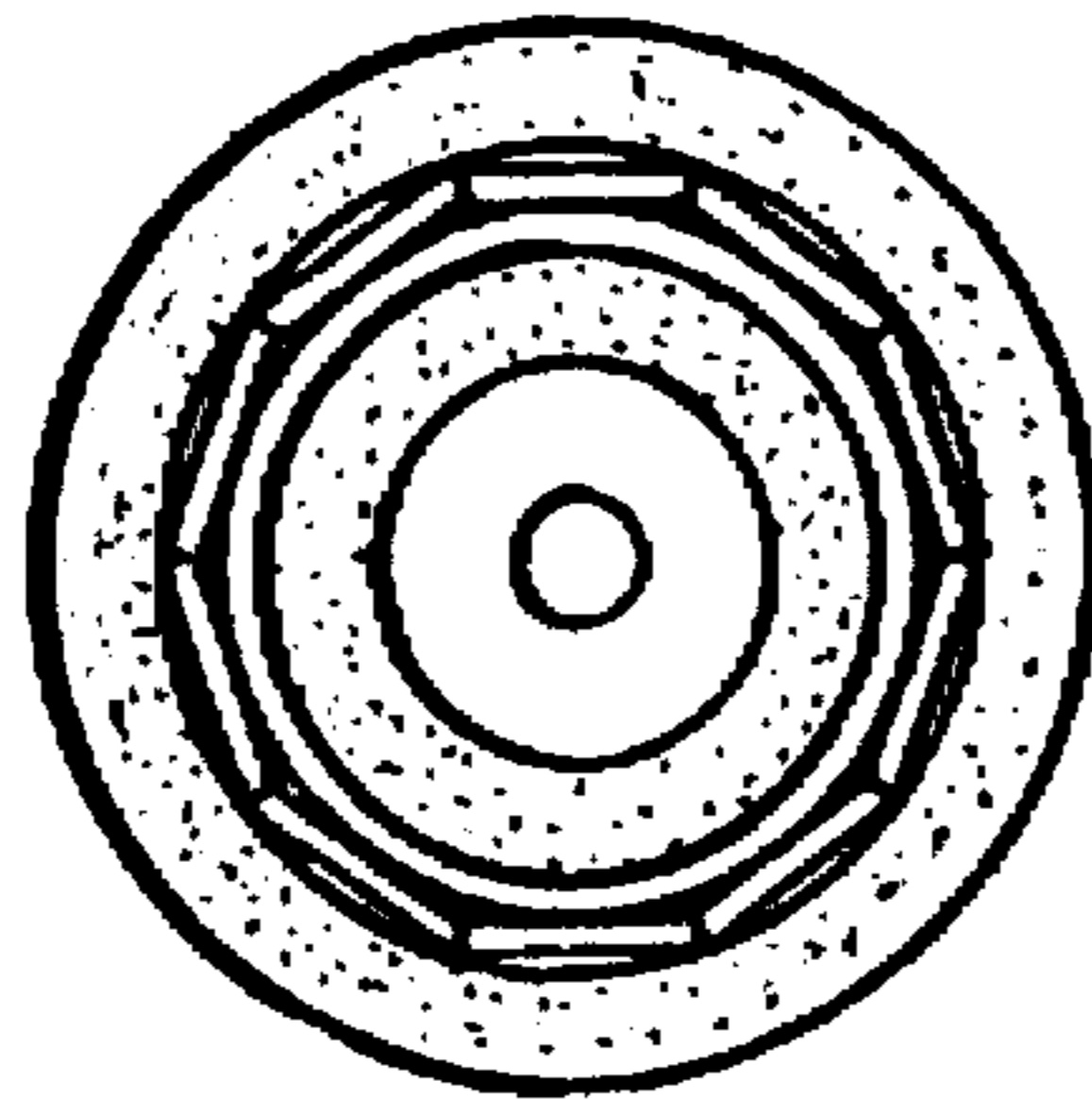


FIG. 7