



US00D388871S

**United States Patent** [19]  
**Gee, II**

[11] **Patent Number:** **Des. 388,871**  
[45] **Date of Patent:** **\*\*Jan. 6, 1998**

[54] **CEILING FAN BLADE**

[75] **Inventor:** **Jack W. Gee, II, Memphis, Tenn.**

[73] **Assignee:** **Hunter Fan Company, Memphis, Tenn.**

[\*\*] **Term:** **14 Years**

[21] **Appl. No.:** **58,281**

[22] **Filed:** **Aug. 9, 1996**

[51] **LOC (6) Cl.** ..... **23-04**

[52] **U.S. Cl.** ..... **D23/413; D23/411**

[58] **Field of Search** ..... **D23/413, 377, D23/379, 385, 411; 416/5; 392/364**

[56] **References Cited**  
**PUBLICATIONS**

Casablanca Fan Co. Adv. Cat., p. 34, Ceiling Fang Blade A.  
Casablanca Fan Co Brochure, pp. 2 and 3, ceiling Fan Blade B.

*Primary Examiner*—Lisa Lichtenstein  
*Attorney, Agent, or Firm*—Baker, Donelson, Bearman & Caldwell

[57] **CLAIM**

The ornamental design for a ceiling fan blade, as shown and described.

**DESCRIPTION**

FIG. 1 is a perspective view of a fan blade, showing my new design;

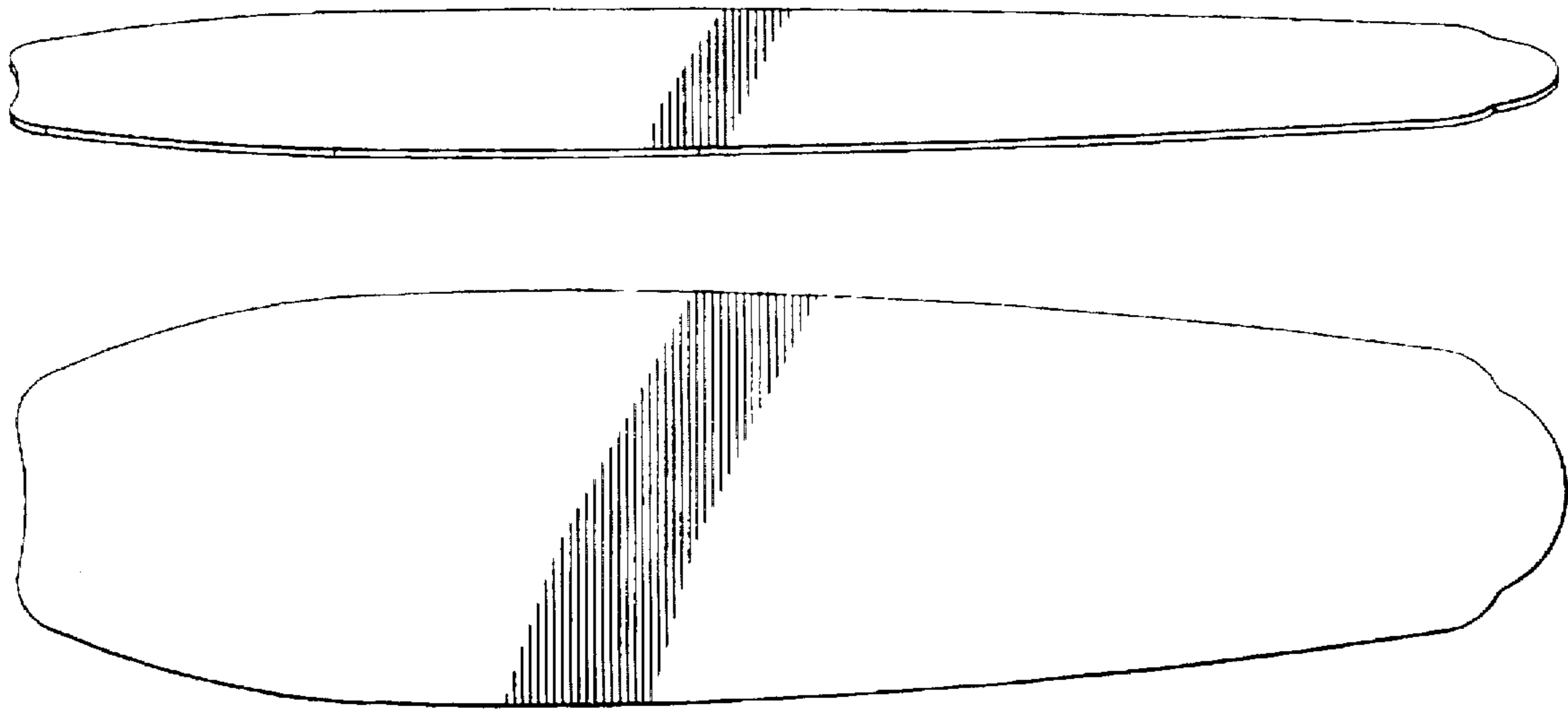
FIG. 2 is a front elevational view thereof with the rear view being a mirror image thereof;

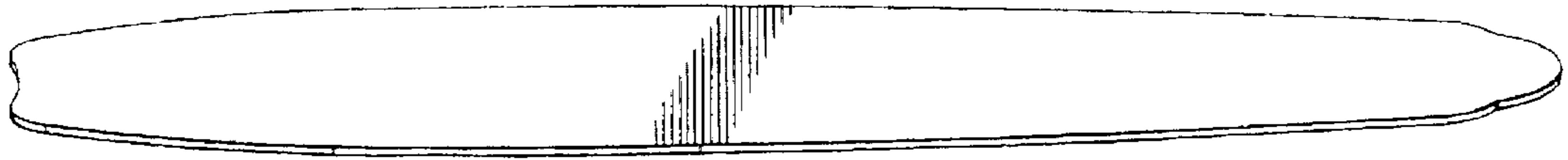
FIG. 3 is a right side elevational view thereof;

FIG. 4 is a left side elevational view thereof; and,

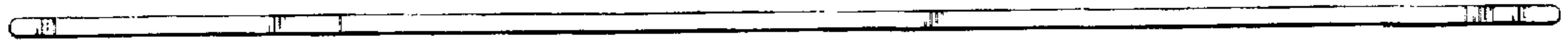
FIG. 5 is a top view thereof with the bottom being a mirror image thereof.

**1 Claim, 1 Drawing Sheet**

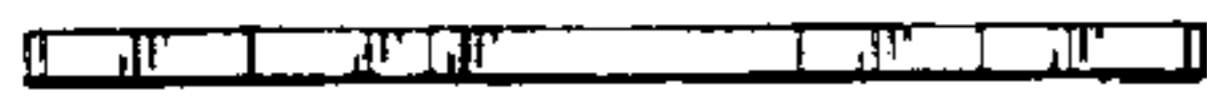




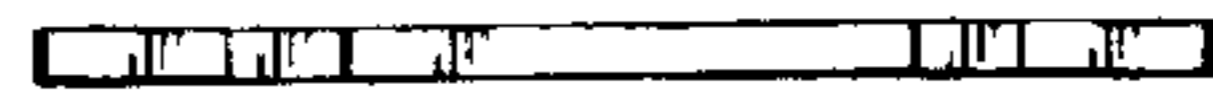
**FIG 1**



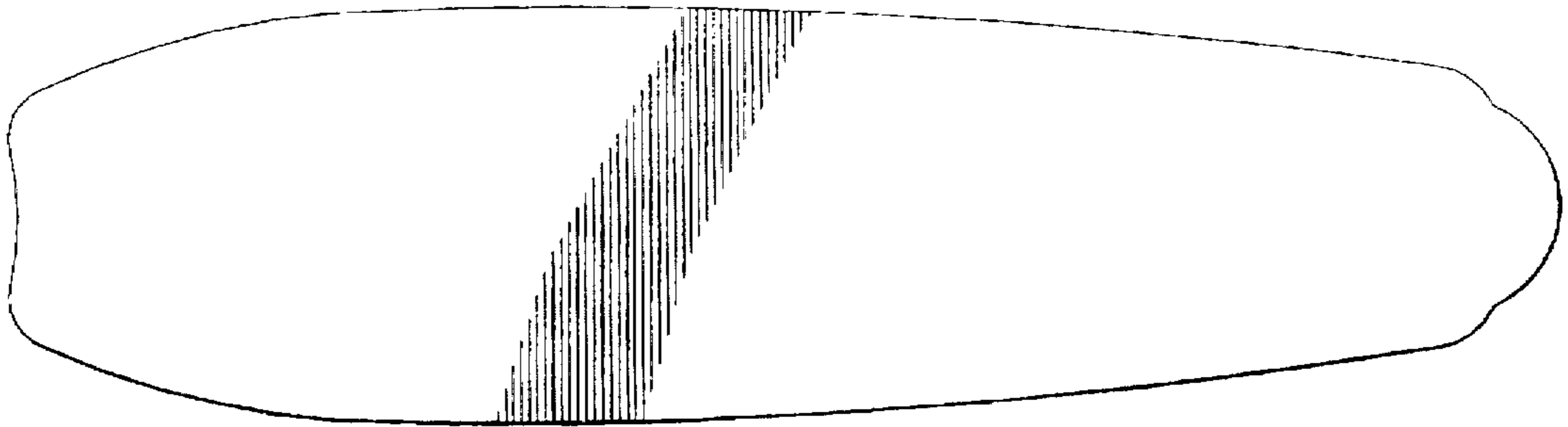
**FIG 2**



**FIG 3**



**FIG 4**



**FIG 5**