



US00D388858S

**United States Patent** [19]  
**Stahl**

[11] **Patent Number:** **Des. 388,858**  
[45] **Date of Patent:** **\*\*Jan. 6, 1998**

[54] **RIFLE MAGAZINE CAP**

[76] **Inventor:** **Michael A. Stahl, 2902 Gallalee Rd.,  
Huntsville, Ala. 35801**

[\*\*] **Term:** **14 Years**

[21] **Appl. No.:** **58,866**

[22] **Filed:** **Aug. 27, 1996**

[51] **LOC (6) Cl.** ..... **22-01**

[52] **U.S. Cl.** ..... **D22/108; D22/100; D22/199**

[58] **Field of Search** ..... **D22/100, 108,  
D22/199; D9/440, 447; 42/71.01; 89/34;  
206/3; 220/380**

[56] **References Cited**

**U.S. PATENT DOCUMENTS**

D. 290,866 7/1987 Chestnut ..... D22/108  
1,488,016 3/1924 McGregor ..... 206/3  
3,019,542 2/1962 Manthos ..... 89/34 X

3,990,170 11/1976 Griffis ..... 206/3 X  
4,004,683 1/1977 Pomeroy et al. .... 206/3  
4,254,889 3/1981 Jacobs ..... D9/440 X

**FOREIGN PATENT DOCUMENTS**

207205 3/1957 Australia ..... 206/3

*Primary Examiner*—Louis S. Zarfes  
*Assistant Examiner*—Monica A. Weingart

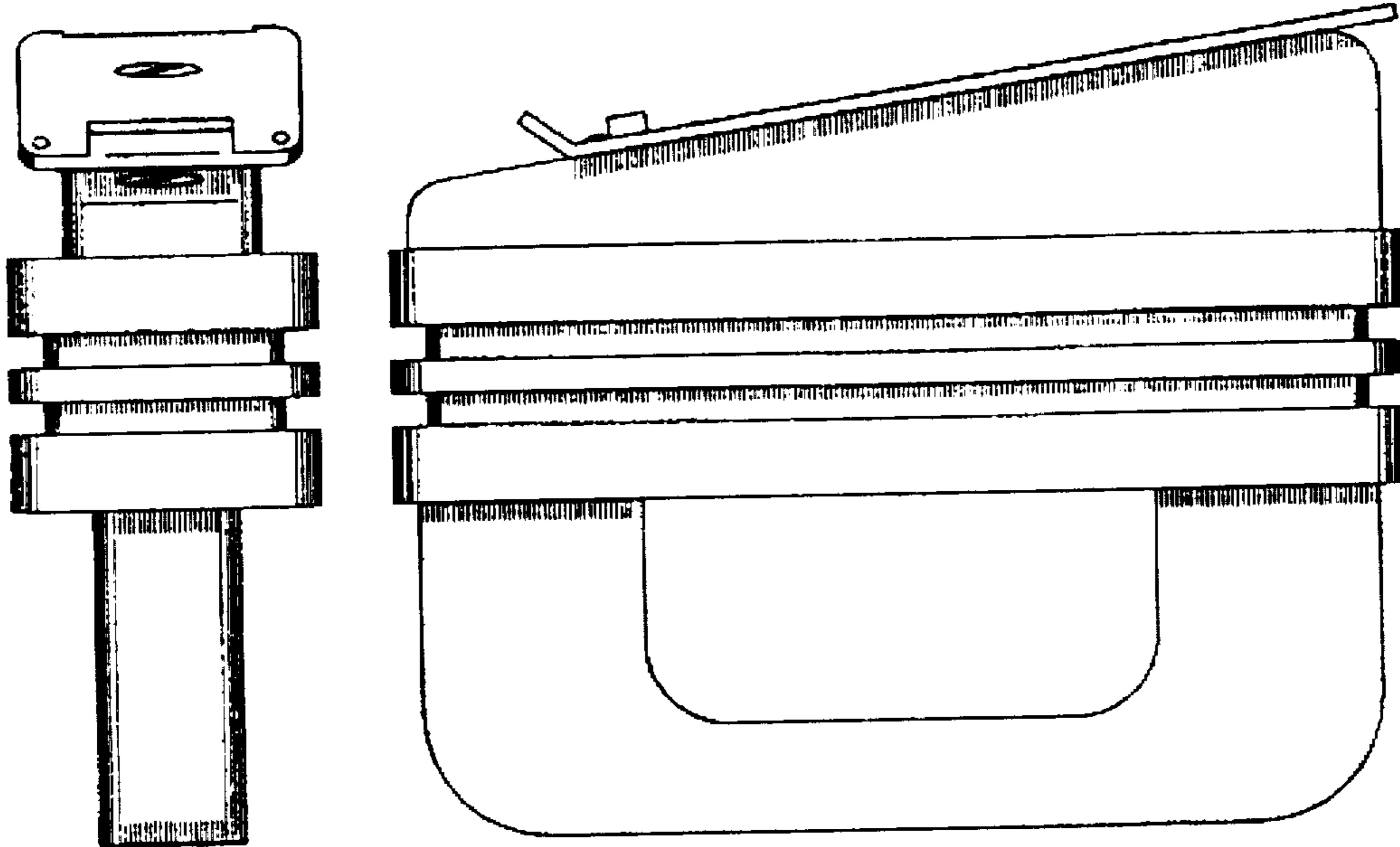
[57] **CLAIM**

The ornamental design for a rifle magazine cap, as shown.

**DESCRIPTION**

FIG. 1 is an end elevational view of a rifle magazine cap embodying my new design;  
FIG. 2 is a plan view of the rifle magazine cap;  
FIG. 3 is a side elevational view of the rifle magazine cap;  
FIG. 4 is a plan view of the rifle magazine cap; and,  
FIG. 5 is an end elevational view of the rifle magazine cap.

**1 Claim, 1 Drawing Sheet**






FIGURE 2




FIGURE 1

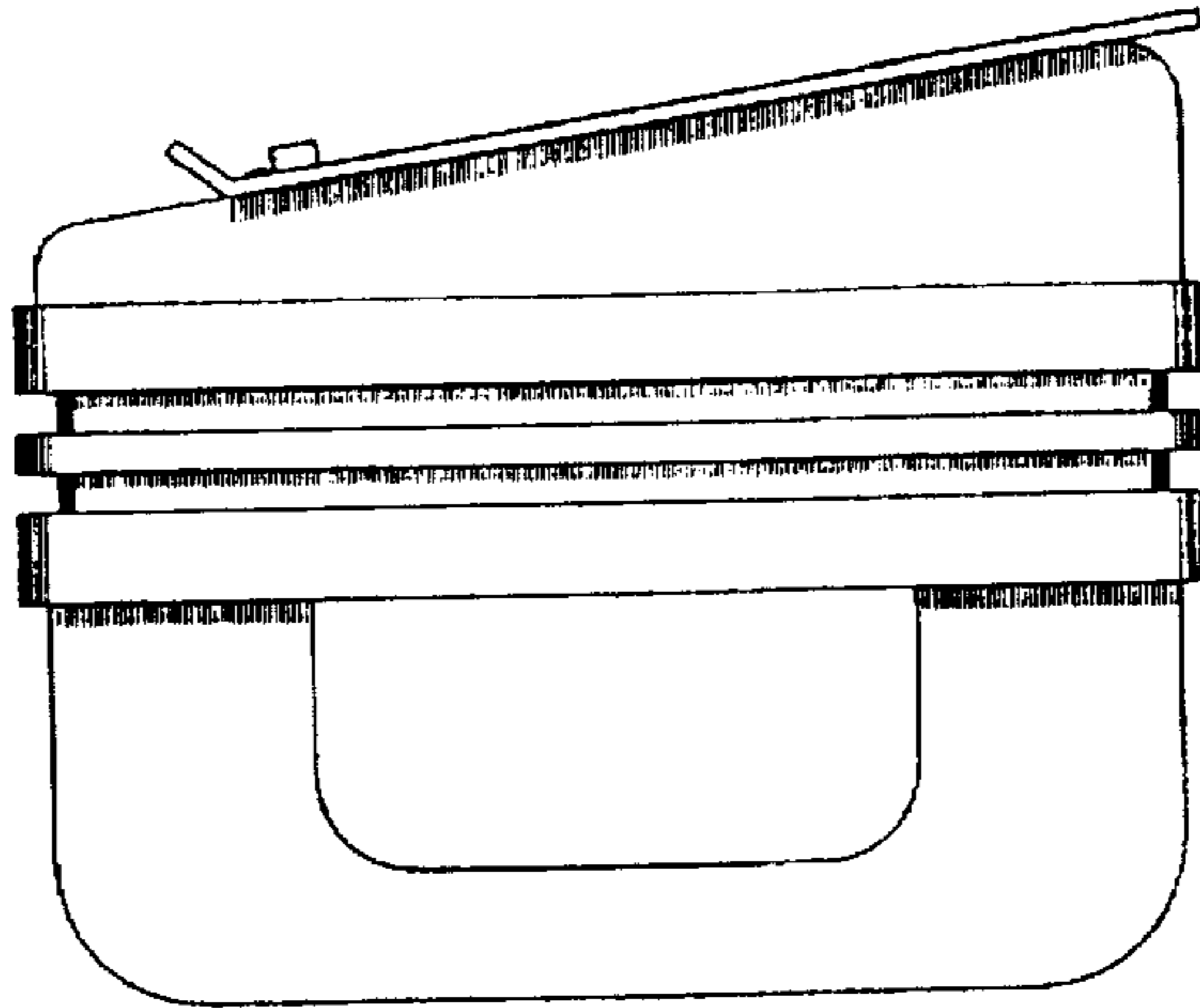


FIGURE 3




FIGURE 5




FIGURE 4