



US00D388833S

United States Patent [19]
Wilson

[11] **Patent Number: Des. 388,833**
[45] **Date of Patent: **Jan. 6, 1998**

[54] **WIRE IDENTIFICATION CLIP**
[76] **Inventor: Roger Wilson, 54 McBain Avenue,
Toronto, Ontario, Canada, M4P 2S7**
[**] **Term: 14 Years**
[21] **Appl. No.: 60,116**
[22] **Filed: Sep. 23, 1996**
[51] **LOC (6) Cl. 19-08**
[52] **U.S. Cl. D20/22; D20/42**
[58] **Field of Search D20/10, 42, 22,
D20/43; 40/316, 299, 639, 643**

4,947,568 8/1990 DeBarbieri 40/316
5,157,853 10/1992 Piana et al. 40/316

Primary Examiner—Susan J. Lucas
Assistant Examiner—Jennifer Register
Attorney, Agent, or Firm—David W. Wong

[57] **CLAIM**

The ornamental design for a wire identification clip, as shown and described.

DESCRIPTION

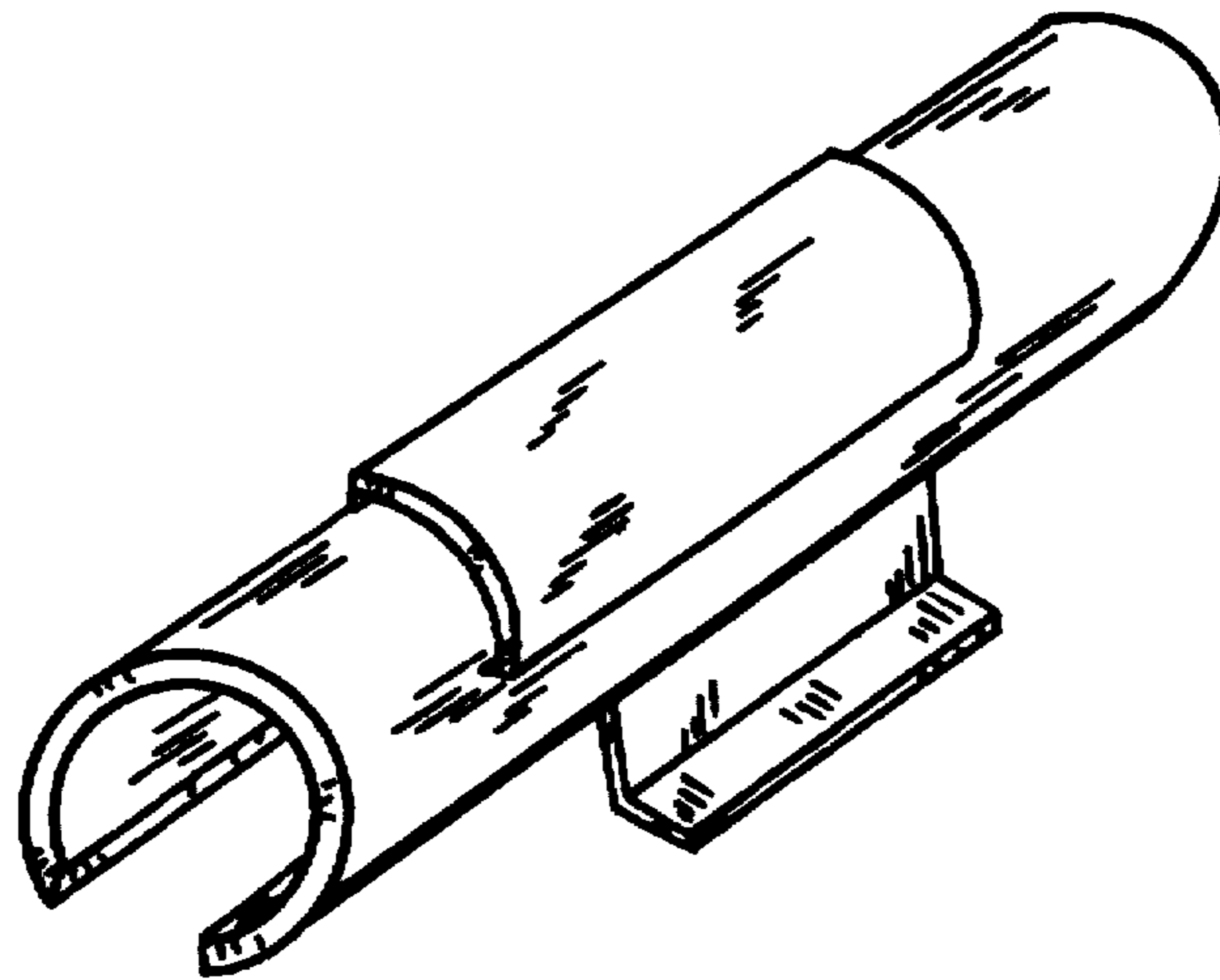
FIG. 1 is a perspective elevation side view of a snap-on wire identification clip showing my new design; FIG. 2 is an end elevation view thereof the opposite end being a mirror image; FIG. 3 is a side elevation view thereof; and, FIG. 4 is another side elevation view thereof opposite to that of FIG. 3.

[56] **References Cited**

U.S. PATENT DOCUMENTS

D. 208,105 7/1967 Haber D20/43
D. 325,400 4/1992 Wolff D20/42
4,268,986 5/1981 Piana 40/316

1 Claim, 1 Drawing Sheet



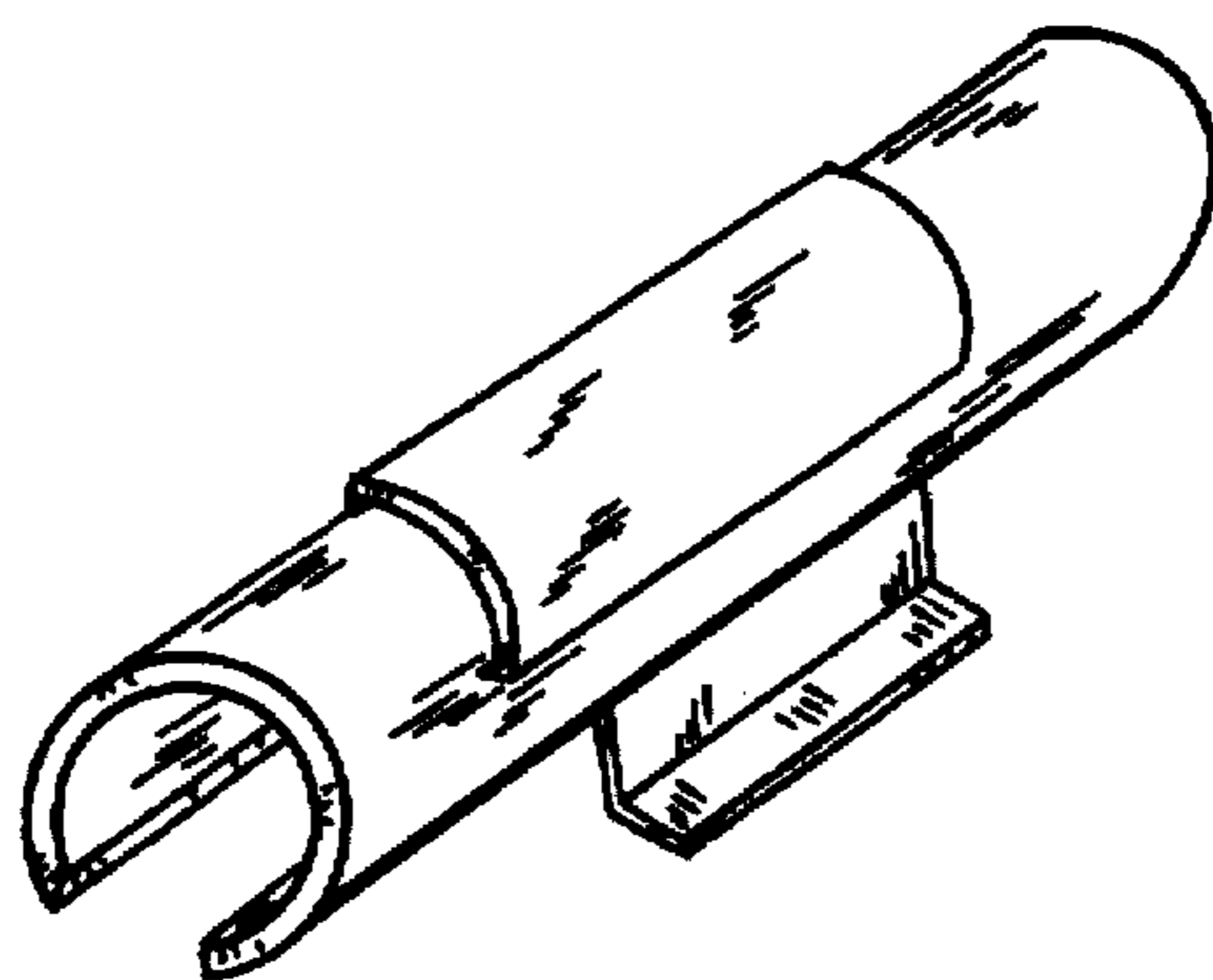


Fig. 1.

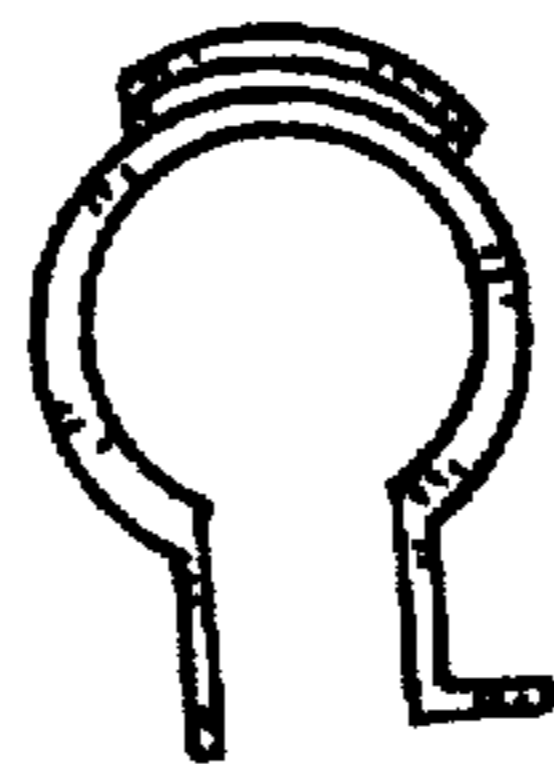


Fig. 2.



Fig. 3.




Fig. 4.