



US00D388830S

United States Patent [19]
Ming-Chieh

[11] **Patent Number: Des. 388,830**
[45] **Date of Patent: **Jan. 6, 1998**

[54] **CLIP PAD**

D. 332,114 12/1992 Offenbauer et al. D19/88
3,833,970 9/1974 Smith, Jr. 24/67.5

[76] **Inventor: Chen Ming-Chieh, No. 25, Mingte st.,
Lin 2, P'u-Lun Li, Lu-Kang
Town, Chang-Hua Hsien, Taiwan**

OTHER PUBLICATIONS

Bancroft's 1957 Gift Guide, p. 37, see indicated clipboard,
bottom center.

[**] **Term: 14 Years**

Primary Examiner—Martie Thompson
Attorney, Agent, or Firm—W. Wayne Liauh

[21] **Appl. No.: 56,176**

[22] **Filed: Jun. 25, 1996**

[57] **CLAIM**

[51] **LOC (6) Cl. 19-02**

The ornamental design for "clip pad", as shown and
described.

[52] **U.S. Cl. D19/88; D19/65; D19/86**

[58] **Field of Search D8/394, 395; D19/35,
D19/65, 75, 78, 86, 88, 90, 91, 99, 100;
248/441.1, 442.2, 450, 451, 452, 466; 24/67 R,
67.1-67.11**

DESCRIPTION

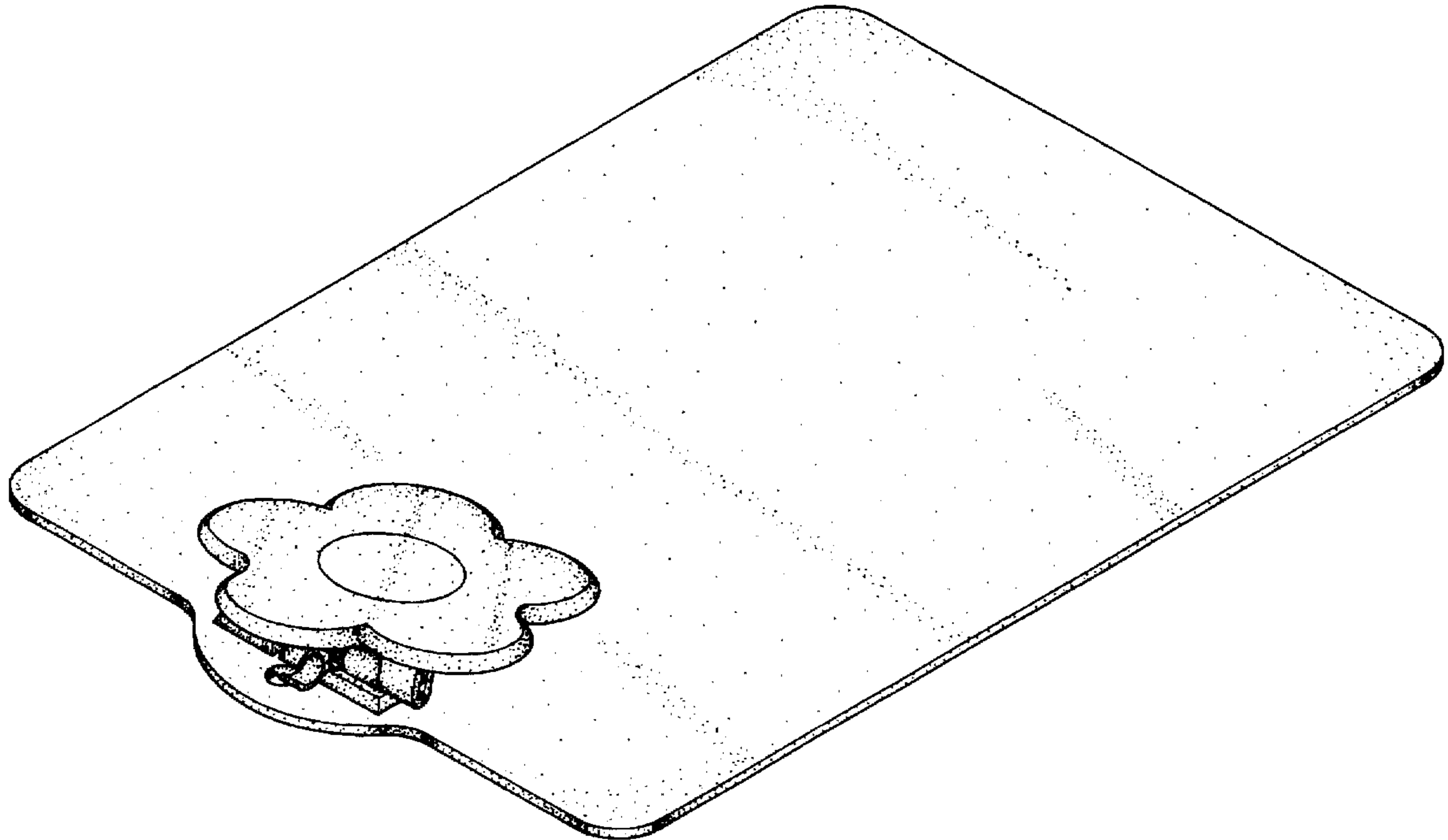
FIG. 1 is a perspective view of "clip pad" showing my
design;
FIG. 2 is a front plan view thereof;
FIG. 3 is a rear plan view thereof;
FIG. 4 is a left side elevational view thereof;
FIG. 5 is a right side elevational view thereof;
FIG. 6 is a top elevational view thereof; and,
FIG. 7 is a bottom elevational view thereof.

[56] **References Cited**

U.S. PATENT DOCUMENTS

D. 22,653 8/1893 McGill D19/65
D. 24,377 6/1895 Symms D19/65
D. 176,605 1/1956 Fitzgerald D8/395 X
D. 179,240 11/1956 Baker D19/88 X
D. 228,528 10/1973 Smith, Jr. D19/88

1 Claim, 5 Drawing Sheets



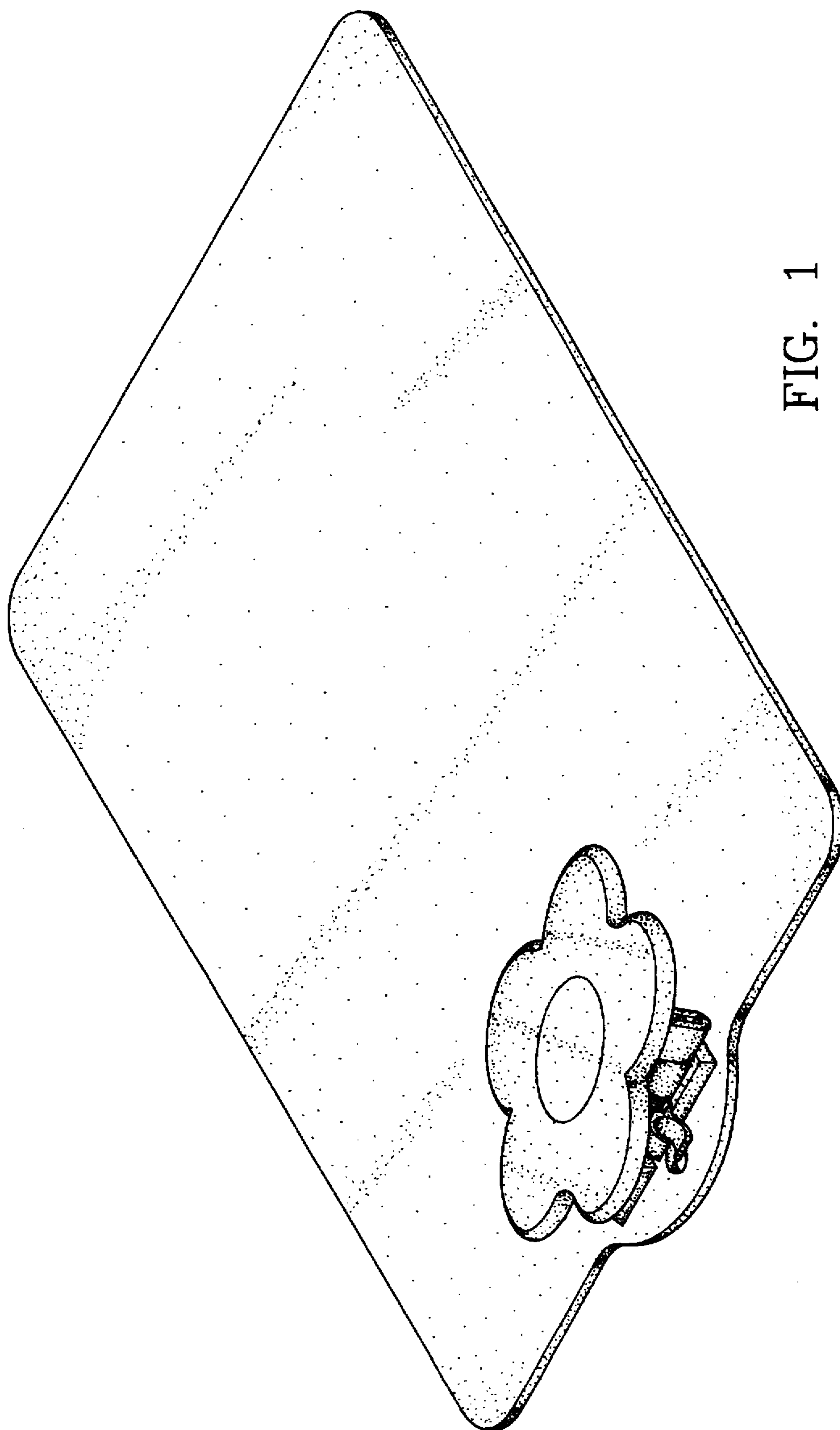


FIG. 1




FIG. 2

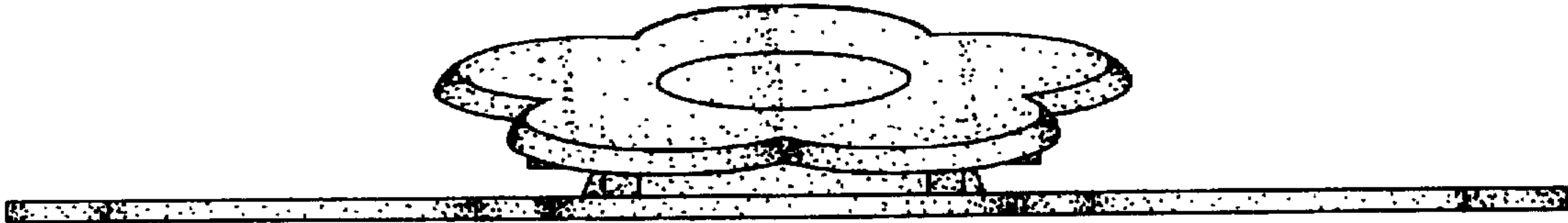


FIG. 3

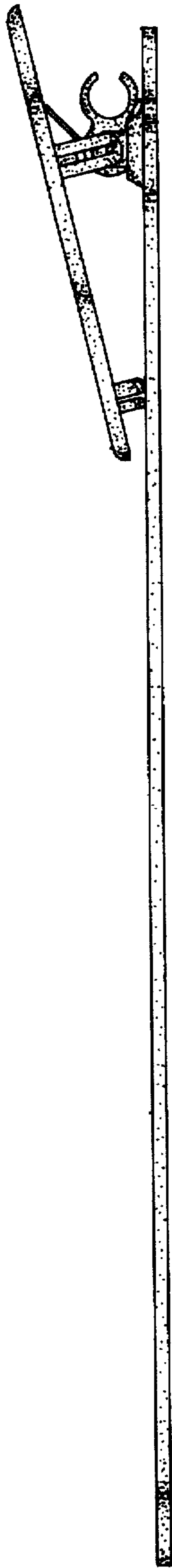


FIG. 4




FIG. 5




FIG. 6




FIG. 7