



US00D388822S

**United States Patent** [19]  
**Frank**

[11] **Patent Number:** **Des. 388,822**  
[45] **Date of Patent:** **\*\*Jan. 6, 1998**

[54] **NOTEBOOK WITH SNAP CLOSURE**

[76] **Inventor:** **Lisa Deborah Frank**, 65 N. Camino Espaniol, Tucson, Ariz. 85719

[\*\*] **Term:** **14 Years**

[21] **Appl. No.:** **64,084**

[22] **Filed:** **Dec. 17, 1996**

[51] **LOC (6) Cl.** ..... **19-04**

[52] **U.S. Cl.** ..... **D19/27; D19/26; D19/86**

[58] **Field of Search** ..... **D3/900, 227, 243, D3/247, 251, 303; D19/26, 27, 86, 91, 99, 100, 32, 33; 281/3.1, 15.1, 18, 19.1, 21.1, 22, 27.1, 27.2, 27.3, 29, 44, 45, 31**

[56] **References Cited**

**U.S. PATENT DOCUMENTS**

D. 152,134	12/1948	Bauman	.....	D19/27	X
D. 187,321	2/1960	Mayer	.....	D19/26	X
D. 271,699	12/1983	Draddy	.....	D19/78	X
781,948	2/1905	Hegele	.....	281/19.1	
1,023,466	4/1912	Gareis	.....	281/31	
1,023,834	4/1912	Gareis	.....	281/31	
2,147,369	2/1939	Grumbacher	.....	281/27.2	

*Primary Examiner*—Martie Thompson  
*Attorney, Agent, or Firm*—Curtis L. Harrington

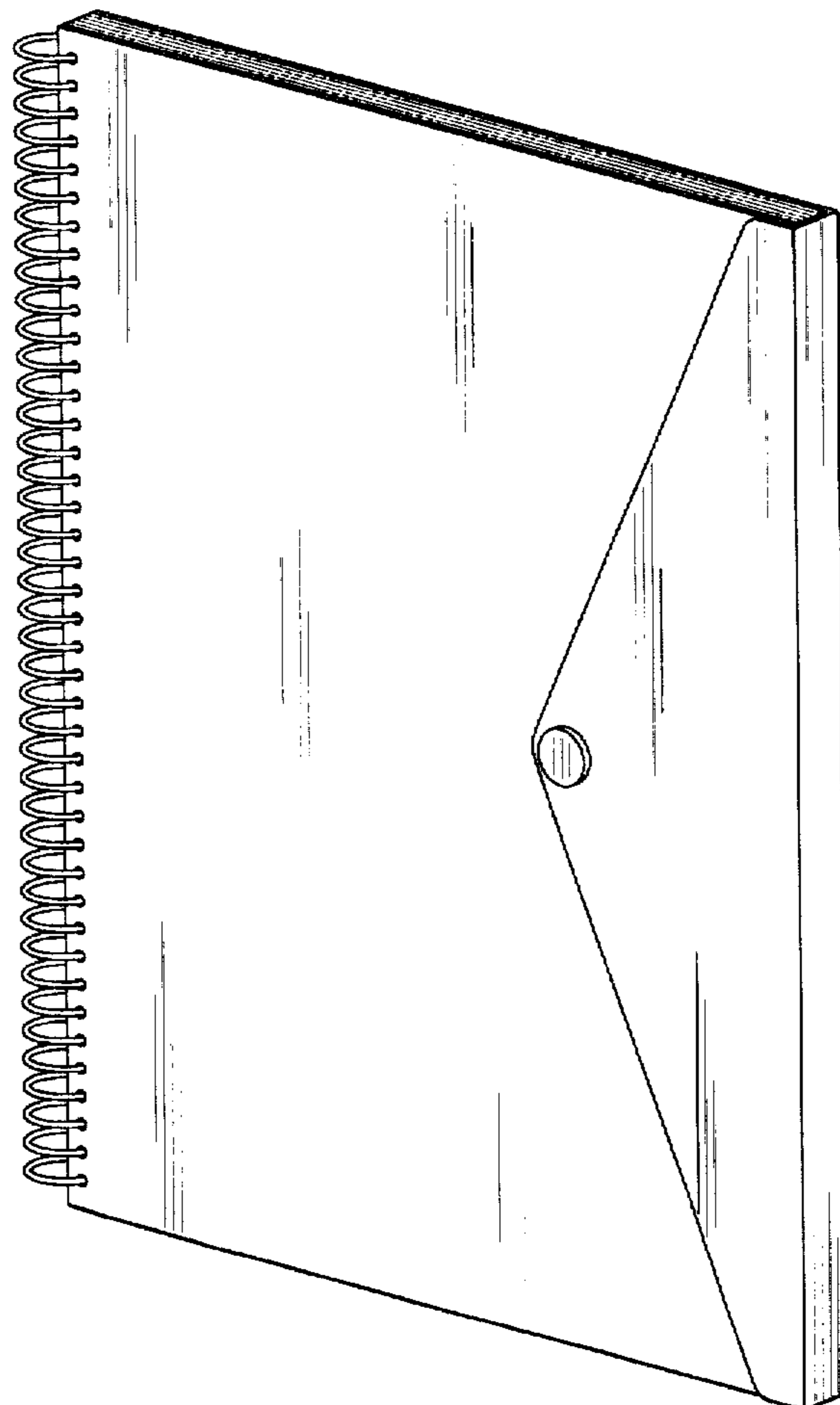
[57] **CLAIM**

The ornamental design for a notebook with snap closure, as shown and described.

**DESCRIPTION**

FIG. 1 is a front perspective view of a first embodiment of a notebook with snap closure showing my new design; FIG. 2 is a front elevational view; FIG. 3 is a left side elevational view; FIG. 4 is a right side elevational view; FIG. 5 is a top plan view, the bottom view being a mirror image thereof; and FIG. 6 is a rear elevational view thereof; FIG. 7 is a front perspective view of a second embodiment of my new design; FIG. 8 is a front elevational view of FIG. 7; FIG. 9 is a left side elevational view of FIG. 7; FIG. 10 is a right side elevational view of FIG. 7; FIG. 11 is a top plan view of FIG. 7, the bottom view being a mirror image thereof; and, FIG. 12 is a rear elevational view of FIG. 7.

**1 Claim, 5 Drawing Sheets**



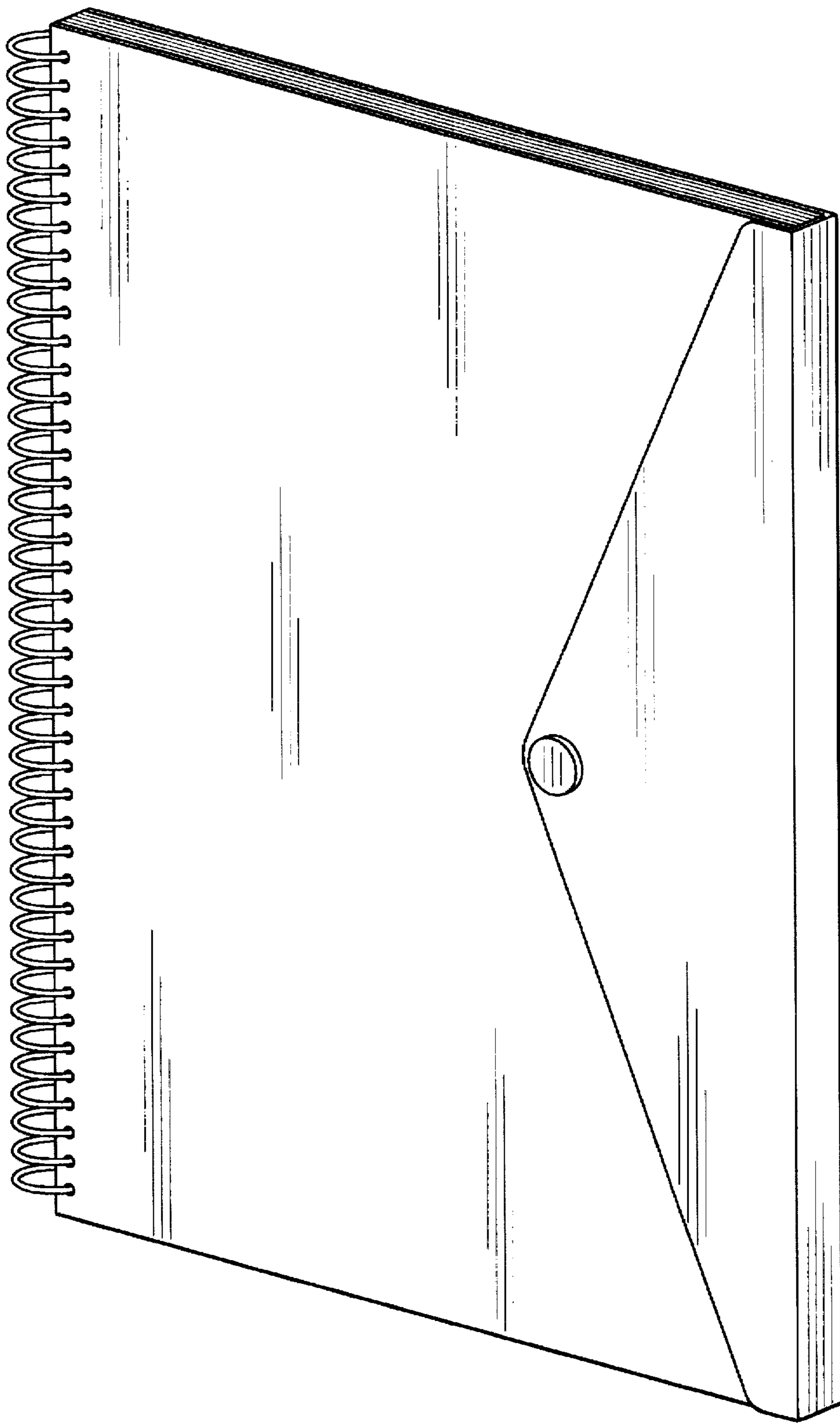


FIG. 1




FIG. 5



FIG. 3

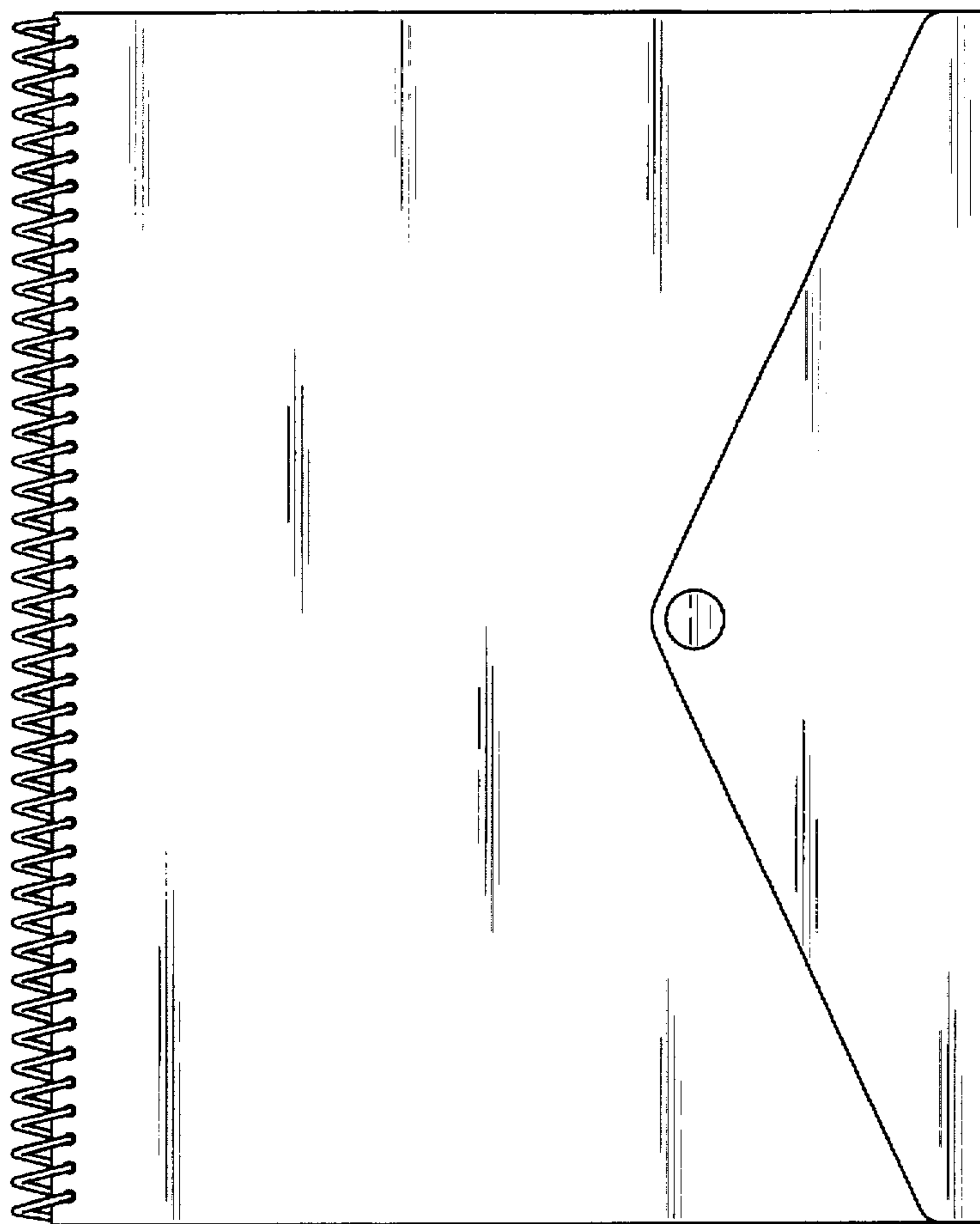


FIG. 2




FIG. 4




FIG. 6

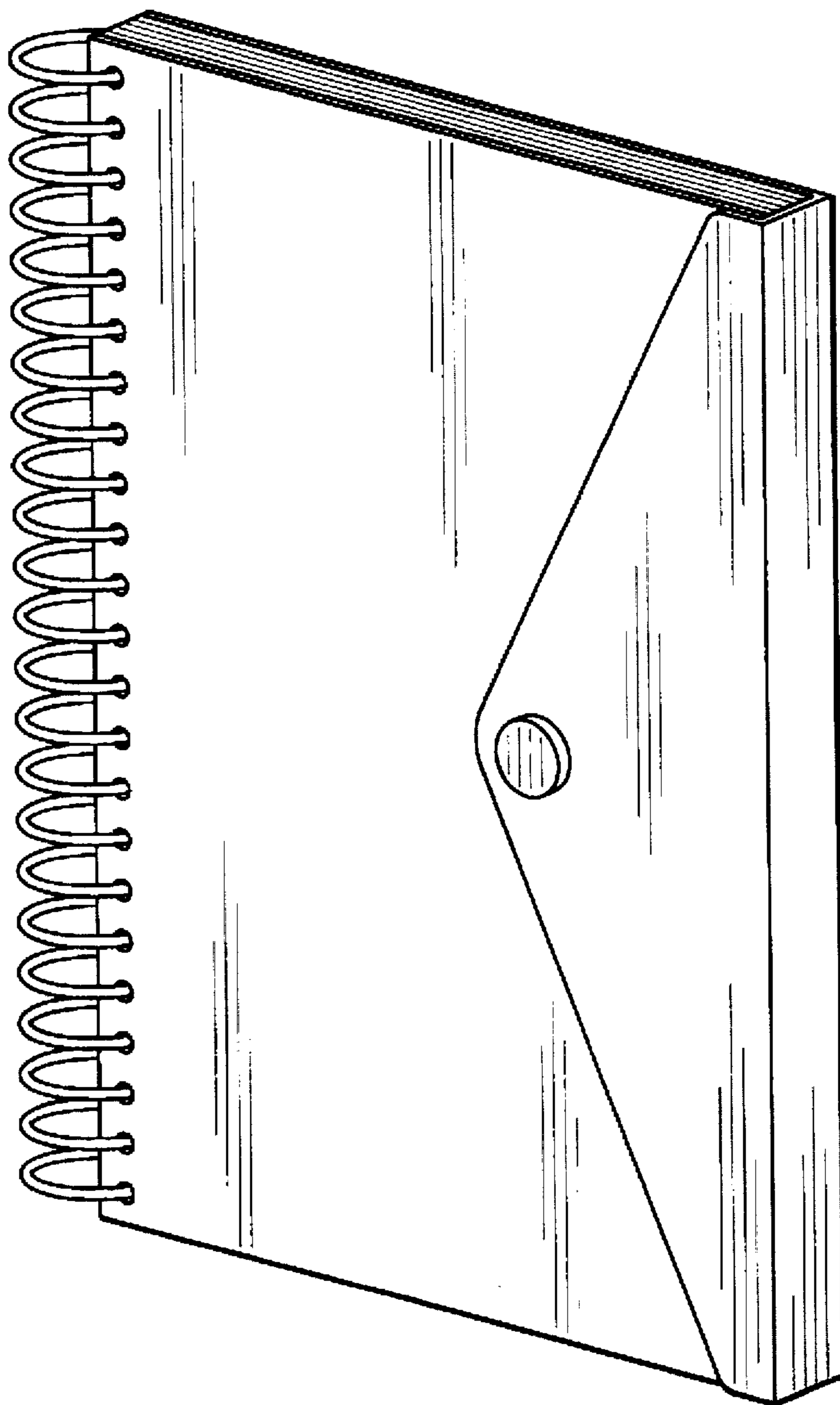


FIG. 7



FIG. 11



FIG. 9




FIG. 8



FIG. 10




FIG. 12