



US00D388814S

United States Patent [19] Park

[11] Patent Number: **Des. 388,814**
[45] Date of Patent: ****Jan. 6, 1998**

[54] **SPORTS GOGGLES FRAME**
[75] Inventor: **Soo An Park**, Seoul, Rep. of Korea
[73] Assignee: **Korea OGK Co., Ltd.**, Seoul, Rep. of Korea
[**] Term: **14 Years**
[21] Appl. No.: **52,257**
[22] Filed: **Mar. 25, 1996**
[51] LOC (6) Cl. **16-06**
[52] U.S. Cl. **D16/311; D16/303**
[58] Field of Search **D16/101, 300, 304, 306, 309, 311-330, 335, 341; D29/110; 351/41, 44, 51-52, 62, 83, 158, 156; 2/428, 430, 432, 436, 437, 447, 448**

D. 352,514 11/1994 Shelton D16/311
1,168,581 1/1916 Troppman 2/440
1,727,455 9/1929 Tully 2/440
1,813,213 7/1931 Tillyer 2/437
4,279,039 7/1981 Drew D16/311
5,313,671 5/1994 Flory 2/428
5,404,385 4/1995 Ben-Haim 351/158
5,524,300 6/1996 Chiang 2/440

OTHER PUBLICATIONS

Hong Kong Enterprise, Jul. 1988, p. 150, Frame #1 top of page.

Primary Examiner—Raphael Barkai
Attorney, Agent, or Firm—Robert W. Becker & Associates

[57] CLAIM

The ornamental design for a sports goggles frame, as shown and described.

DESCRIPTION


FIG. 1 is a perspective view of a sports goggles frame showing my new design;
FIG. 2 is a front view thereof;
FIG. 3 is a rear view thereof;
FIG. 4 is a bottom view thereof;
FIG. 5 is a top view thereof; and,
FIG. 6 is a side view thereof, with the other side being a mirror image thereof.

1 Claim, 3 Drawing Sheets

[56] References Cited

U.S. PATENT DOCUMENTS

D. 242,666 12/1976 Smith .
D. 268,301 3/1983 Haslbeck D16/311
D. 322,079 12/1991 Desy .
D. 322,080 12/1991 Ramp .
D. 322,081 12/1991 Longsdorf .
D. 322,082 12/1991 Bolle .
D. 323,176 1/1992 Poorter .
D. 323,177 1/1992 Pernicka .
D. 350,496 9/1994 Shelton D16/311






Fig. 1




Fig. 2




Fig. 3




Fig. 4




Fig. 5




Fig. 6