



US00D388753S

# United States Patent [19]

Brayer et al.

[11] Patent Number: Des. 388,753

[45] Date of Patent: \*\*Jan. 6, 1998

[54] **TIRE TREAD**

[75] Inventors: **Randall Raymond Brayer**, North Canton; **Christopher Paul Johenning**, Wadsworth, both of Ohio

[73] Assignee: **The Goodyear Tire & Rubber Company**, Akron, Ohio

[\*\*] Term: **14 Years**

[21] Appl. No.: **66,142**

[22] Filed: **Feb. 6, 1997**

[51] LOC (6) Cl. .... **12-15**

[52] U.S. Cl. .... **D12/147**

[58] Field of Search ..... **D12/136, 138, D12/140-151; 152/209 A, 209 B, 209 D, 209 R, 209 NT**

[56] **References Cited**

**U.S. PATENT DOCUMENTS**

D. 341,347 11/1993 Kobayashi ..... **D12/147**

**OTHER PUBLICATIONS**

Toyo Proxes FZ4 Tire, Tire Review Magazine, Aug. 1995, p. 53.

Dunlop SP Sport D40 M2 Tire, 1995 Tread Design Guide, p. 23, Jan. 1995.

General XP2000 X4 Tire, 1995 Tread Design Guide, p. 29, Jan. 1995.

Uniroyal Rallye RTT-1/ZR Tire, 1995 Tread Design Guide, p. 71, Jan. 1995.

Futura Super Sport GLH Tire, 1996 Tread Design Guide, p. 29, Jan. 1996.

*Primary Examiner*—James Gandy  
*Assistant Examiner*—Robert M. Spear  
*Attorney, Agent, or Firm*—T. P. Lewandowski

[57] **CLAIM**

The ornamental design for a tire tread, as shown and described.

**DESCRIPTION**

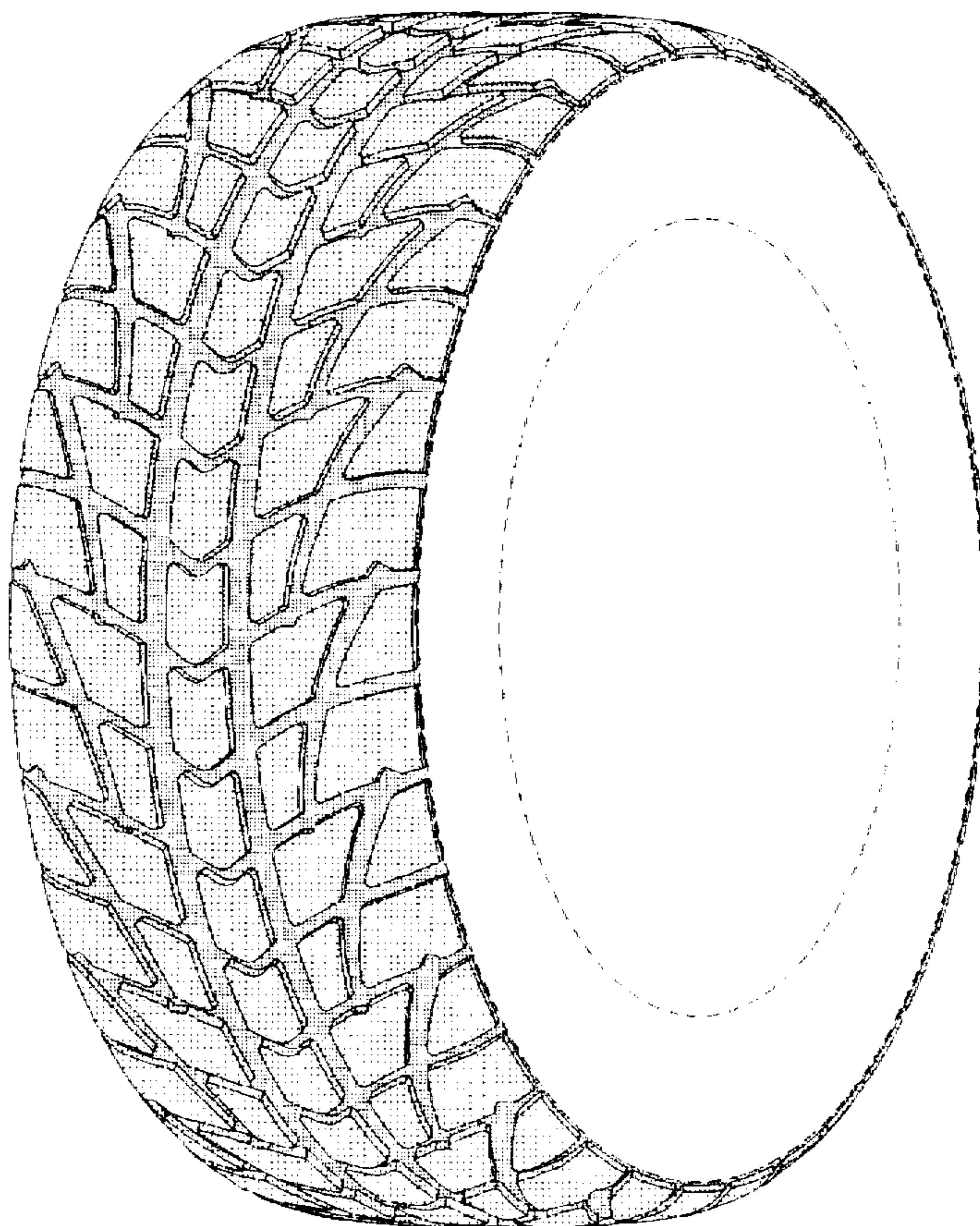
FIG. 1 is a perspective view of a tire tread, it being understood that the pattern repeats uniformly throughout the circumference of the tread;

FIG. 2 is a front elevational view thereof; and,

FIG. 3 is a side elevational view thereof, the opposite side elevational view being a mirror image thereof.

In the drawings, the broken lines defining the inner bead of the sidewall and the peripheral boundary between the tire tread and the sidewall are for illustrative purposes only and form no part of the claimed design.

**1 Claim, 3 Drawing Sheets**



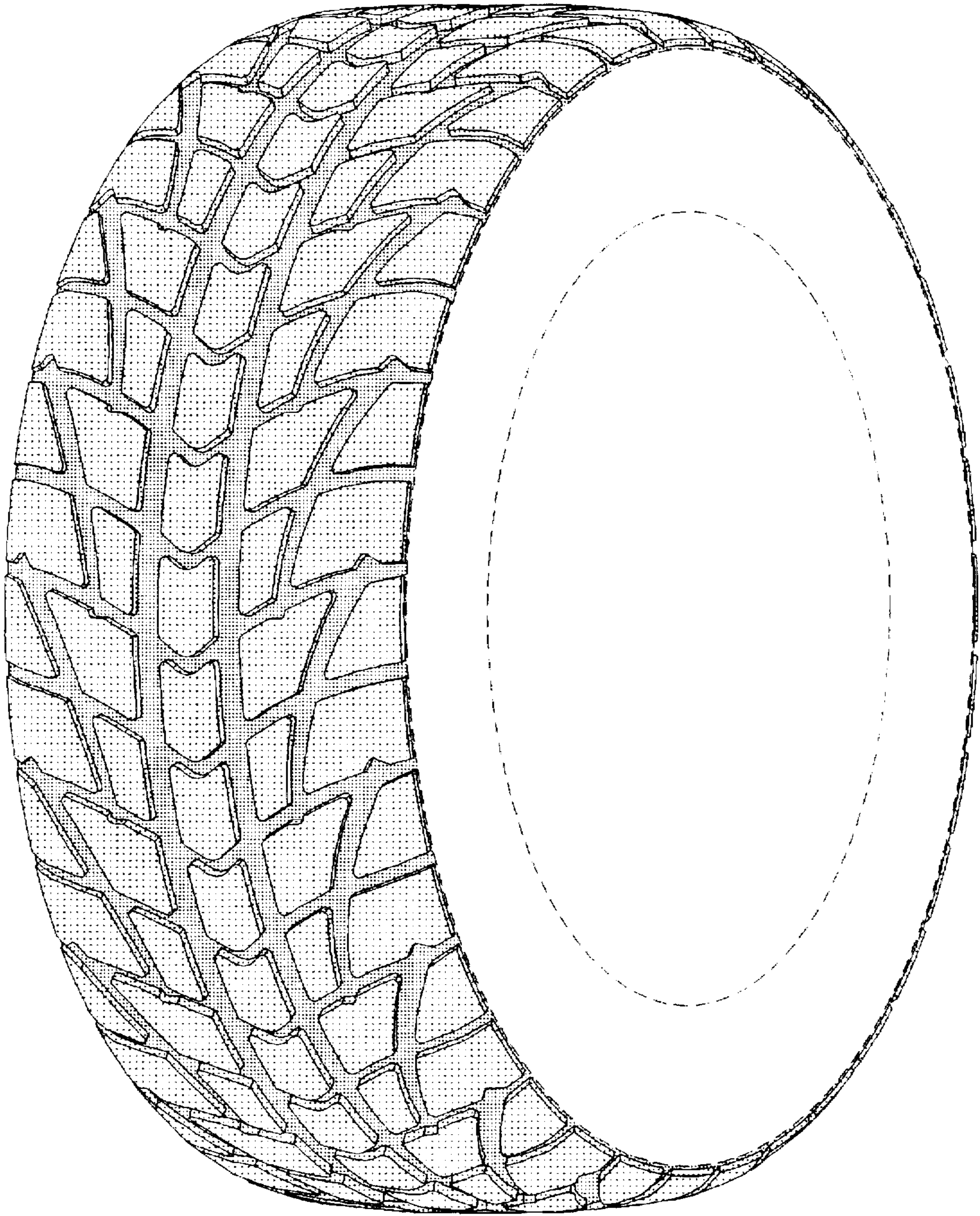


FIG. 1

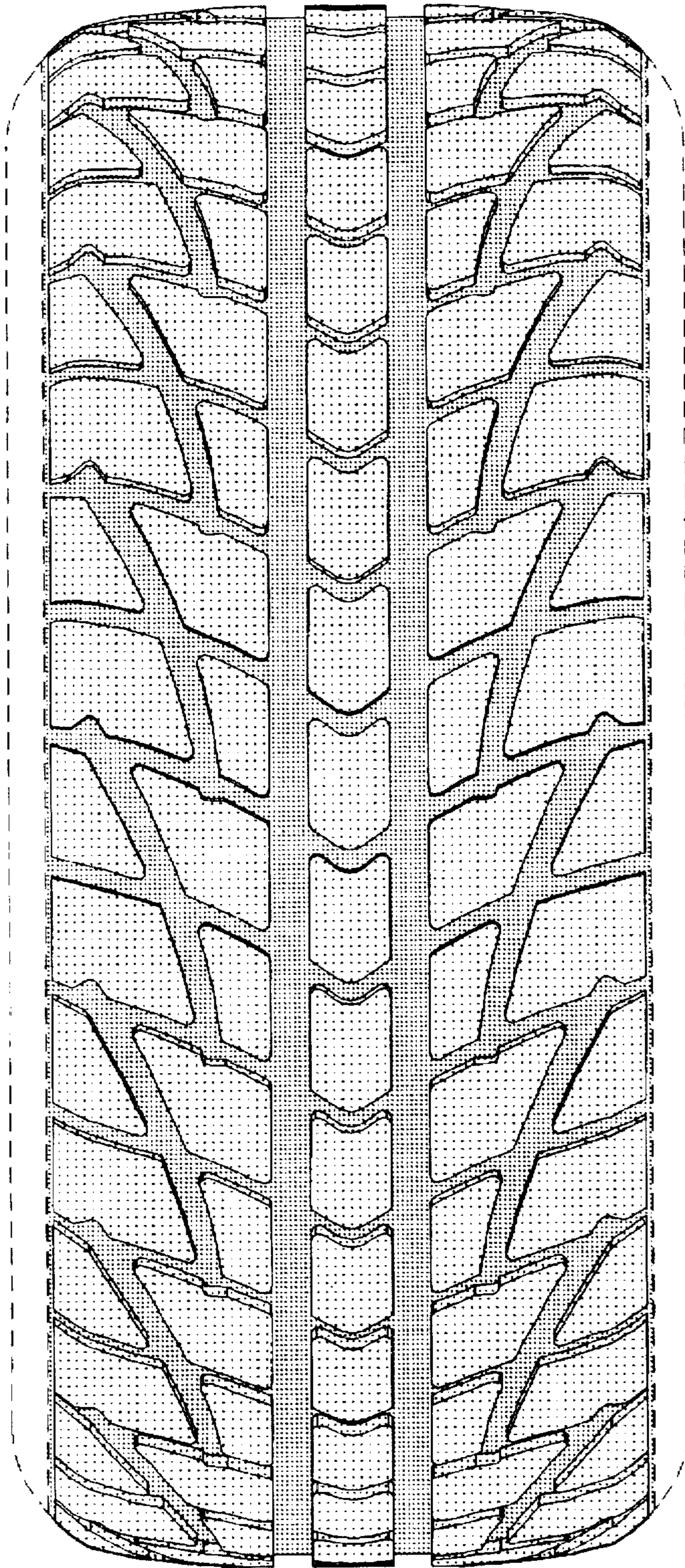


FIG. 2

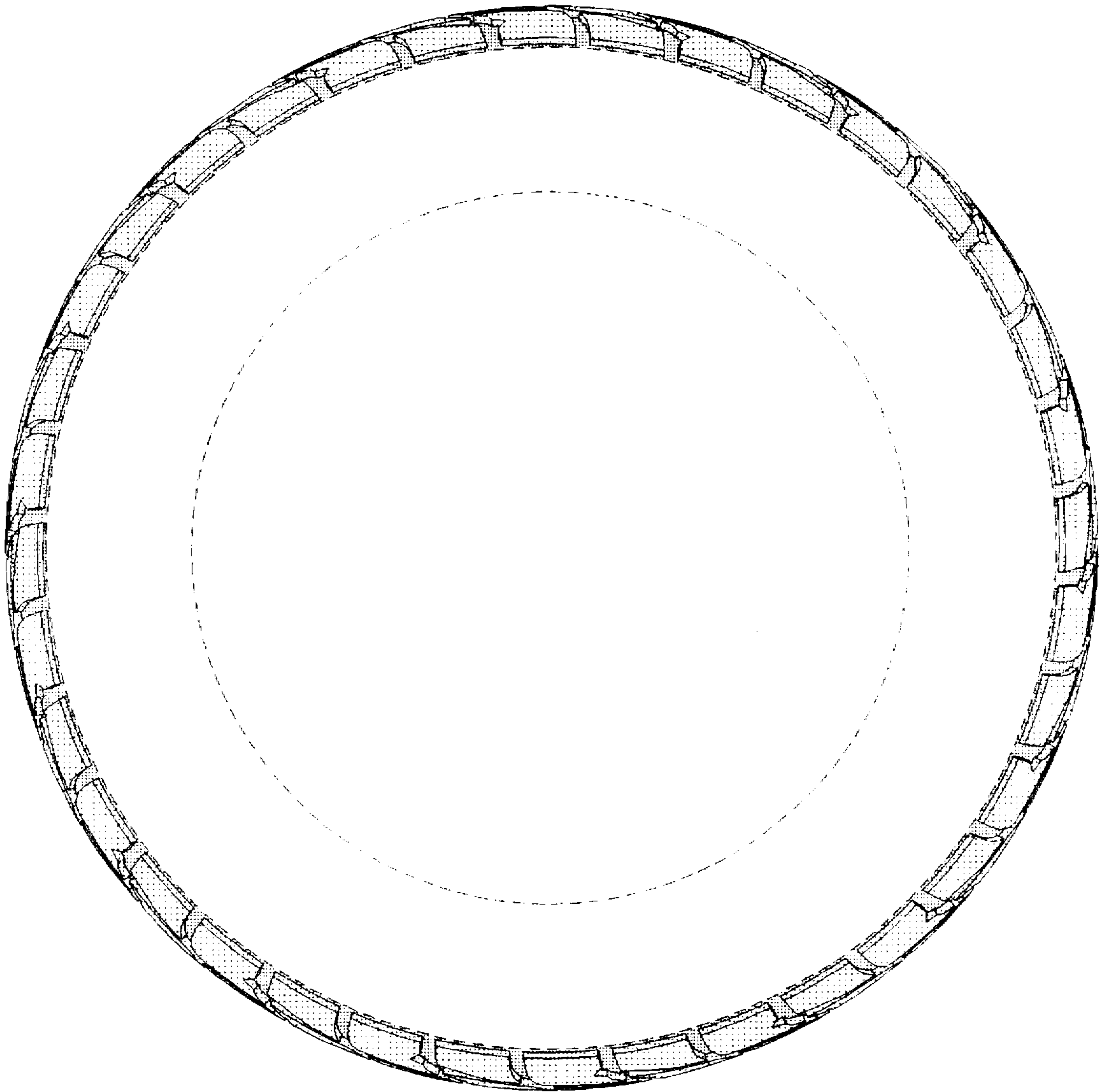


FIG. 3