



US00D388746S

United States Patent [19]

Davidson et al.

[11] Patent Number: **Des. 388,746**

[45] Date of Patent: ****Jan. 6, 1998**

[54] **MOTORCYCLE**

[75] Inventors: **William G. Davidson**, Delafield;
Raymond W. Drea, Whitefish Bay;
John E. Stelling, Port Washington;
Brian M. Scherbarth, Menomonee Falls, all of Wis.

[73] Assignee: **Harley-Davidson Motor Company**, Milwaukee, Wis.

[**] Term: **14 Years**

[21] Appl. No.: **57,519**

[22] Filed: **Jul. 26, 1996**

[51] LOC (6) Cl. **12-11**

[52] U.S. Cl. **D12/110**

[58] Field of Search **D12/110; 180/219**

[56] **References Cited**

U.S. PATENT DOCUMENTS

D. 277,090	1/1985	Iwakura et al.	D12/110
D. 283,604	4/1986	Gevert et al.	D12/110
D. 299,710	2/1989	Iwakura et al.	D12/110
D. 305,748	1/1990	Kaneko et al.	D12/110
D. 344,046	2/1994	Kitagawa et al.	D12/110
D. 375,281	11/1996	Kitagawa et al.	D12/110
D. 375,442	11/1996	Kitagawa et al.	D12/110

OTHER PUBLICATIONS

Cycle World, Kawasaki Vulcan 1500 Classic Motorcycle, p. 67, Mar. 1996.

Harley-Davidson, 1995 Harley-Davidson Parts & Accessories, pp. 17, 27, 55, 61, 62, 63.

Tony Middlehurst, Harley-Davidson, 1990, pp. 41, 42-43, 75.

David Wright, The Harley-Davidson Motor Company, 1987, pp. 70, 81, 82, 108, 113, 121, 132, 135.

Thomas C. Bolfert, The Big Book of Harley-Davidson, 1991, pp. 154, 204.

Harley-Davidson Motorcycles, 1959.

Primary Examiner—Melody N. Brown

Attorney, Agent, or Firm—Michael, Best & Friedrich

[57] **CLAIM**

The ornamental design for a motorcycle, as shown and described.

DESCRIPTION

FIG. 1 is a front perspective view of a motorcycle embodying the present invention;

FIG. 2 is a rear perspective view of the motorcycle shown in FIG. 1;

FIG. 3 is a right side view of the motorcycle shown in FIG. 1;

FIG. 4 is a left side view of the motorcycle shown in FIG. 1;

FIG. 5 is a front view of the motorcycle shown in FIG. 1;

FIG. 6 is a rear view of the motorcycle shown in FIG. 1;

FIG. 7 is a top view of the front portion of the motorcycle shown in FIG. 1; and,


FIG. 8 is a top view of the rear portion of the motorcycle shown in FIG. 1.

1 Claim, 8 Drawing Sheets





Fig. 1







Fig. 3



Fig. 2






Fig. 6




Fig. 2

Fig. 8

