



US00D388744S

# United States Patent [19]

Pfannenstiel et al.

[11] Patent Number: **Des. 388,744**

[45] Date of Patent: **\*\*Jan. 6, 1998**

[54] **PERSONNEL TRANSPORT VEHICLE**

[75] Inventors: **Keith A. Pfannenstiel; Michael L. Meister**, both of Wichita, Kans.

[73] Assignee: **Chance Industries, Inc.**, Wichita, Kans.

[\*\*] Term: **14 Years**

[21] Appl. No.: **46,958**

[22] Filed: **Nov. 22, 1995**

[51] LOC (6) Cl. .... **12-08**

[52] U.S. Cl. .... **D12/84**

[58] Field of Search ..... **D12/82, 84, 96; 296/178, 179**

[56] **References Cited**

**U.S. PATENT DOCUMENTS**

D. 291,672	9/1987	McFadden	.....	D12/84
D. 291,673	9/1987	McFadden	.....	D12/84
D. 343,596	1/1994	Writt, Jr. et al.	.....	D12/96
D. 363,258	10/1995	Calco	.....	D12/84
904,028	11/1908	Vollmer	.....	D12/84
1,130,026	3/1915	Senter	.....	D12/84
1,223,912	4/1917	Waterman	.....	D12/84

**OTHER PUBLICATIONS**

Schlamp Coach Corporation, Oakbrook, Illinois, "Aerotram-SLT Brochure", undated.  
Amusement Rides & Parts Services Brochure, dated Oct. 12, 1995.

Leisure Management, 4000 Series Ultra-Tram advertisement, p. 68, dated Mar., 1995.

Cable Car Concepts, Deltona, Florida, "Trackless Trolley Trams Brochure", dated 1993.

Teal Manufacturing Ltd., Ontario, Canada, "Teal Trains Brochure", undated.

The Ward Company, Ormond Beach, Florida, "Supertram Brochure", pp. 1-3, undated.

*Primary Examiner*—Melody N. Brown

*Attorney, Agent, or Firm*—Shook, Hardy & Bacon, L.L.P.

[57] **CLAIM**

The ornamental design for a personnel transport vehicle, as shown and described.

**DESCRIPTION**

FIG. 1 is a top perspective view of a personnel transport vehicle showing our new design, the prime mover shown in broken lines are for illustrative purposes only and form no part of the claimed design;

FIG. 2 is a left side elevation view of the personnel transport vehicle shown in FIG. 1;

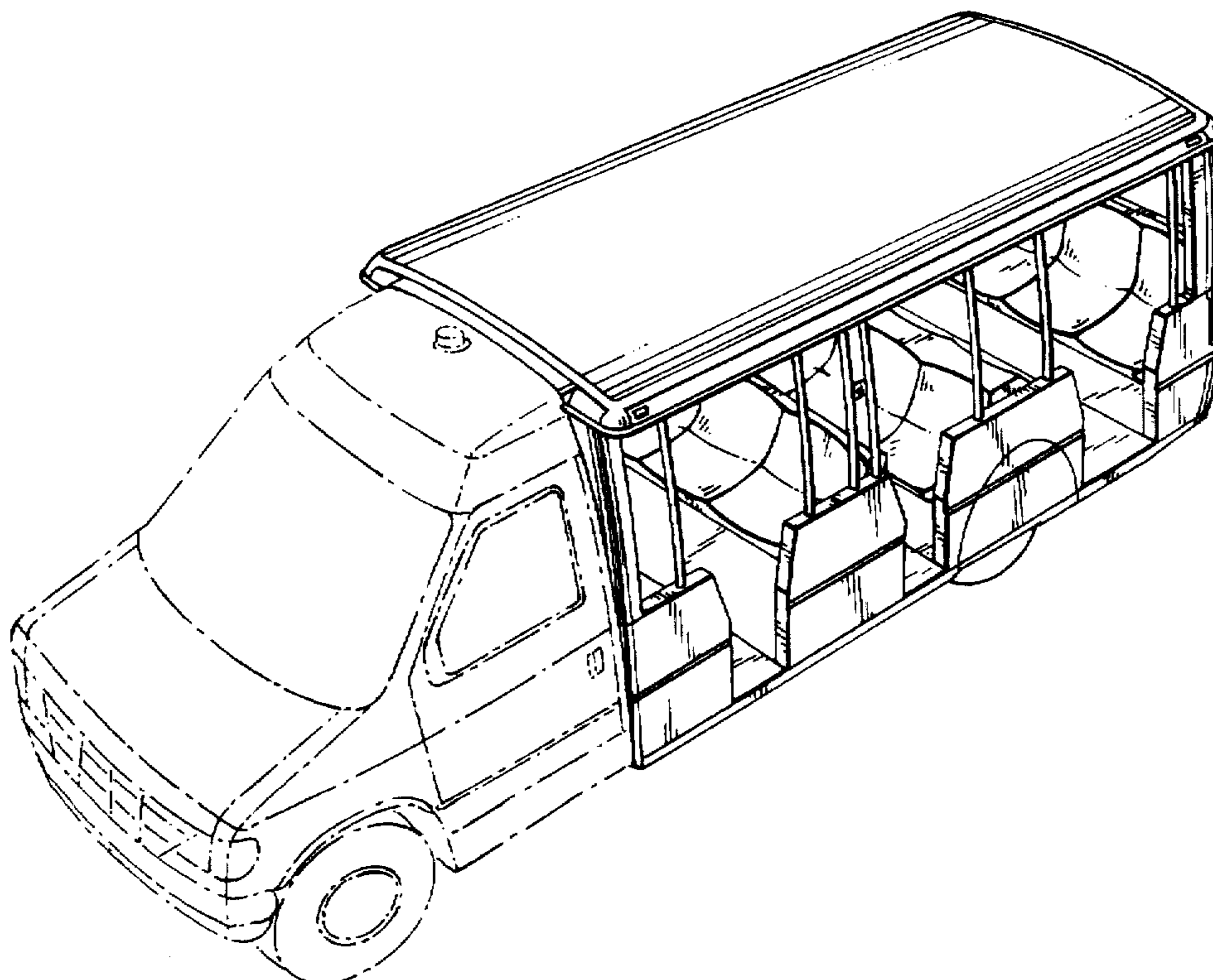
FIG. 3 is a front elevation view of the personnel transport vehicle shown in FIG. 1, the front surface of the vehicle behind the prime mover is flat and unornamented;

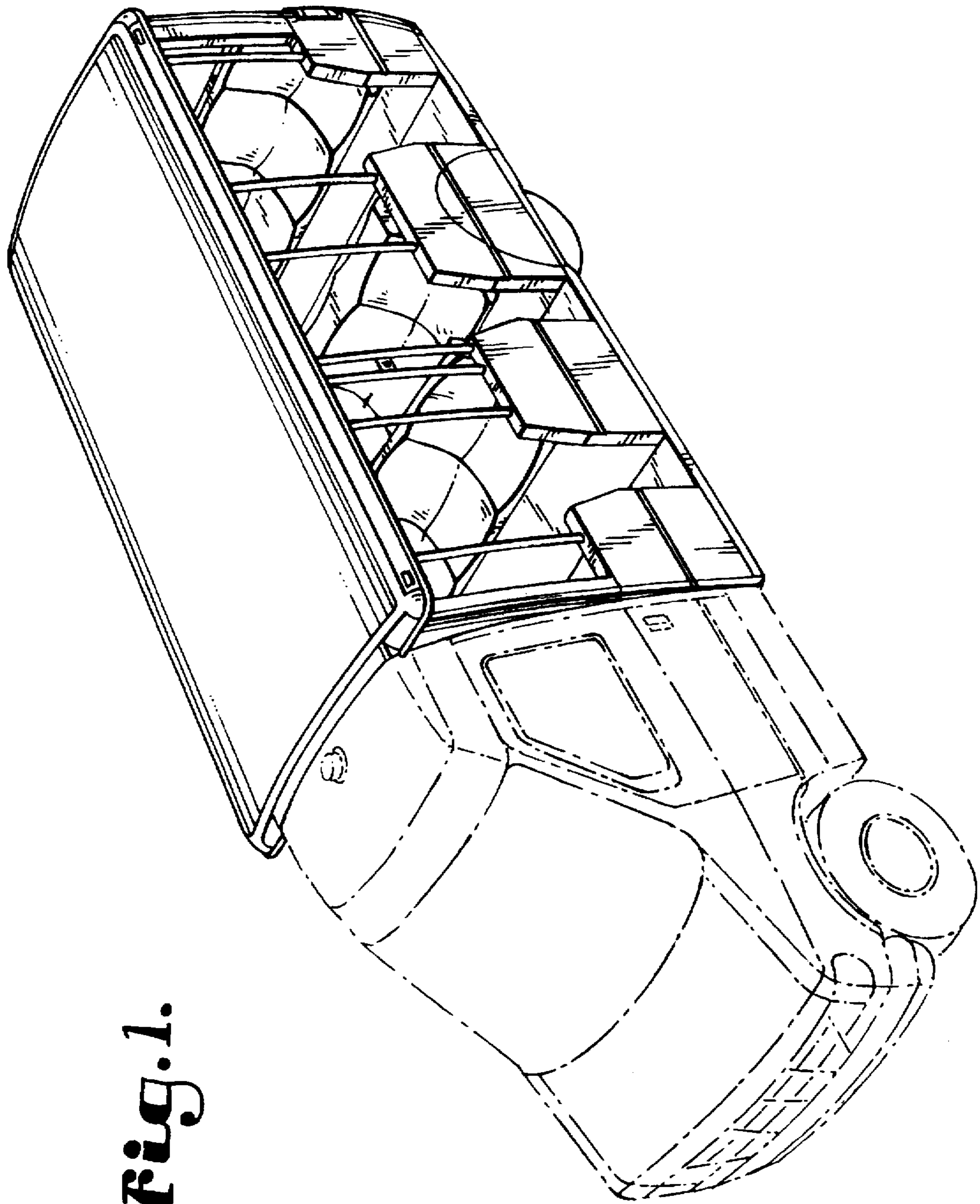
FIG. 4 is a rear elevation view of the personnel transport vehicle shown in FIG. 1;

FIG. 5 is a right side elevation view of the personnel transport vehicle shown in FIG. 1; and,

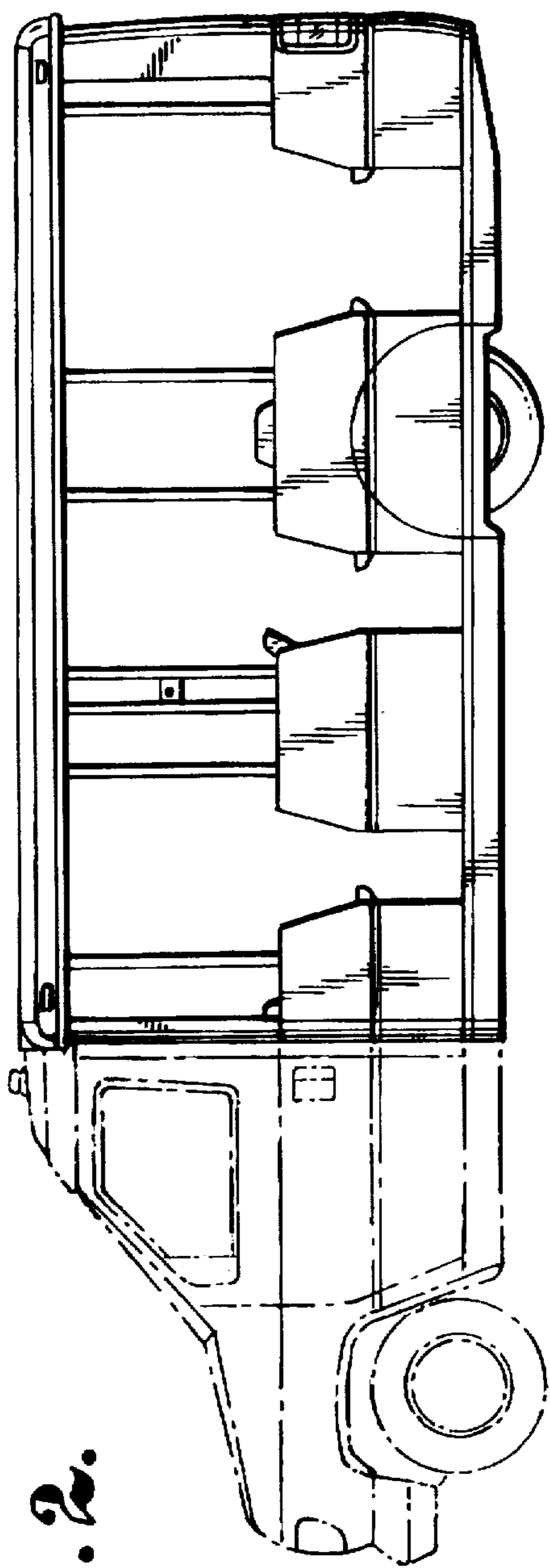
FIG. 6 is a top plan view of the personnel transport vehicle shown in FIG. 1.

**1 Claim, 3 Drawing Sheets**



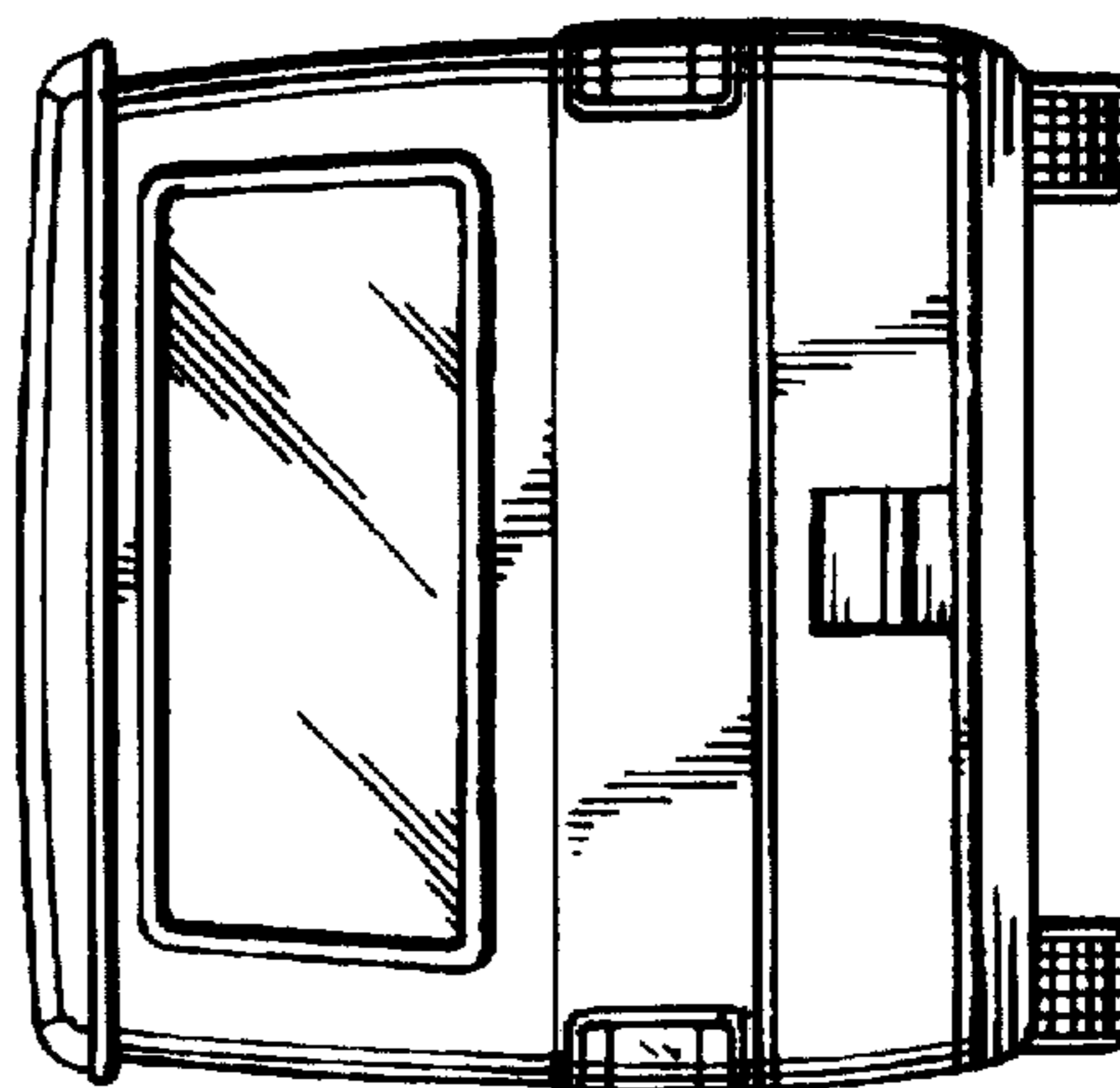


**Fig. 1.**

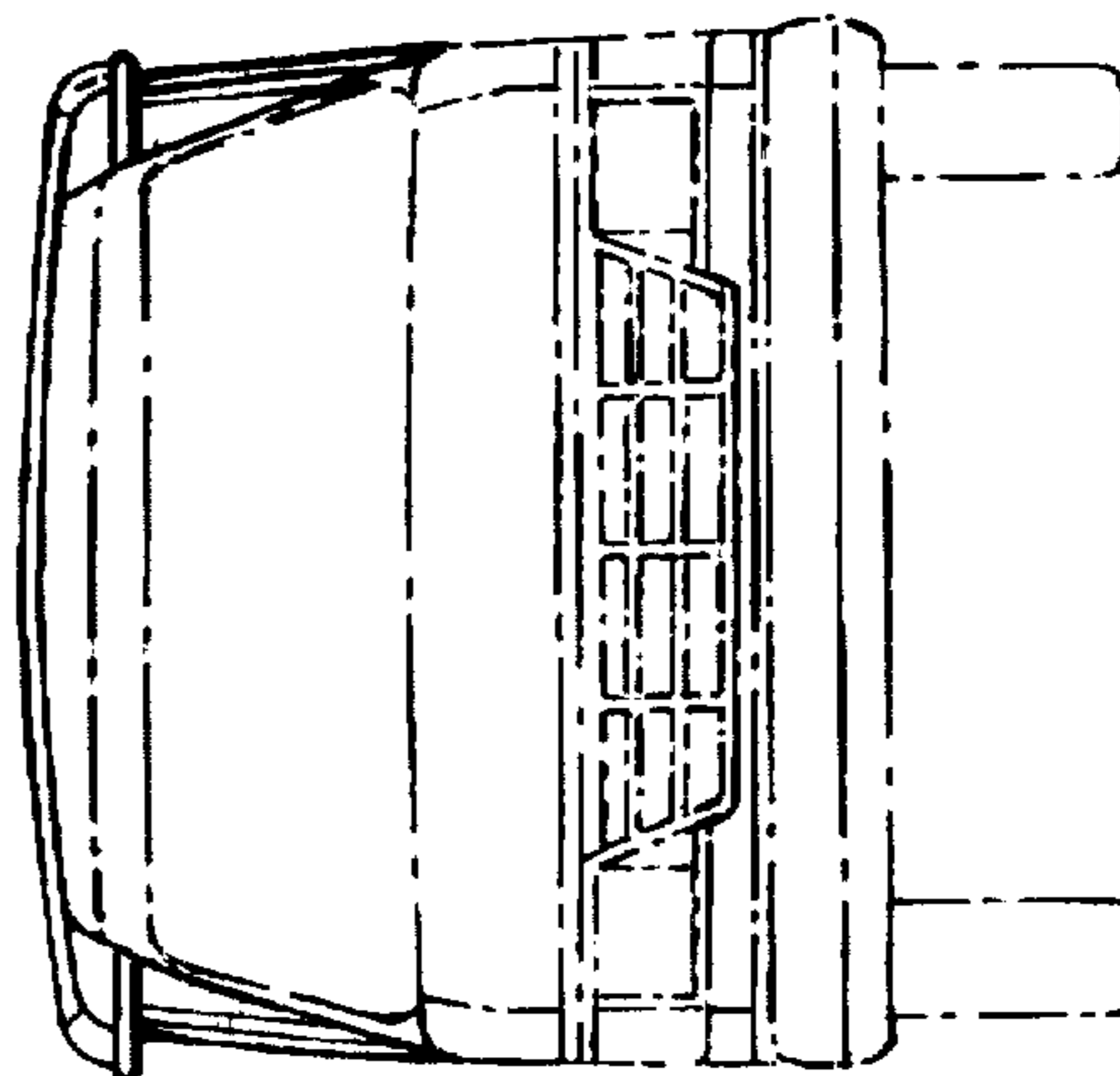


*Fig. 2.*

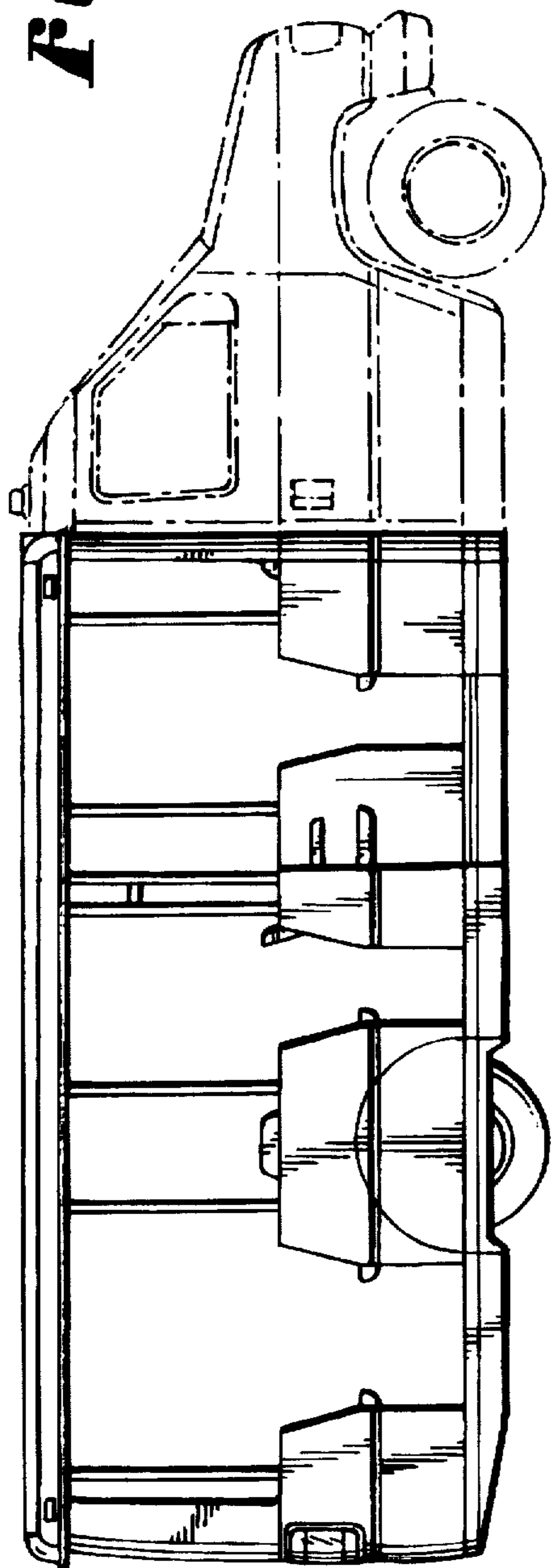
*Fig. 4.*



*Fig. 3.*



**Fig. 5.**



**Fig. 6.**

