



US00D388734S

# United States Patent [19] Montaquila

[11] Patent Number: **Des. 388,734**  
[45] Date of Patent: **\*\*\*Jan. 6, 1998**

- [54] **EARRING CLIP**
- [75] Inventor: **Robert A. Montaquila, Cranston, R.I.**
- [73] Assignee: **Aro-Sac, Inc., North Providence, R.I.**
- [\*] Notice: The portion of the term of this patent subsequent to Nov. 11, 2011, has been disclaimed.
- [\*\*] Term: **14 Years**
- [21] Appl. No.: **55,610**
- [22] Filed: **Jun. 7, 1996**
- [51] LOC (6) Cl. .... **11-01**
- [52] U.S. Cl. .... **D11/88**
- [58] Field of Search ..... D11/1, 2, 40-48, D11/86, 88, 91-92; 63/1.1-43, 900; 24/705

3,533,247 10/1970 Douglas ..... 63/13  
4,003,216 1/1977 Cecere et al. .... 63/14.5

### FOREIGN PATENT DOCUMENTS

67733 1/1915 Austria ..... 63/12  
80620 5/1920 Germany ..... 63/14.4  
202616 1/1939 Switzerland ..... 63/12  
14786 11/1913 United Kingdom ..... 63/14.5

### OTHER PUBLICATIONS

Advertisement, p. 95, Dec. 1994 issue of *The American Jewelry Manufacturer*.

Primary Examiner—Ralf Seifert  
Attorney, Agent, or Firm—David S. Resnick; Dike, Bronstein, Roberts & Cushman, LLP

### [57] CLAIM

The ornamental design of a, earring clip, as shown and described.

### DESCRIPTION

FIG. 1 is a perspective view of an earring clip embodying the present invention;  
FIG. 2 is a side elevational view thereof;  
FIG. 3 is an end view of the clip taken from the left of FIG. 2;  
FIG. 4 is an end view of the clip taken from the right of FIG. 2;  
FIG. 5 is a top plan view; and,  
FIG. 6 is a bottom plan view.

**1 Claim, 1 Drawing Sheet**

### [56] References Cited

#### U.S. PATENT DOCUMENTS

122,328	1/1872	Northrup	63/13
148,390	3/1874	Tappan	63/13
D. 162,382	3/1951	Carroll, Jr.	D11/88
D. 200,490	3/1965	Berzner	D11/88
241,462	5/1881	Washburn	63/13
306,143	10/1884	Feeley	63/13
326,135	9/1885	Merritt	63/12
687,446	11/1901	Washburn	63/14.4
1,561,128	11/1925	Waller	63/13
2,013,760	9/1935	McSoley	24/499
2,398,995	1/1946	Beck	63/14.6
3,418,826	12/1968	Wieshuber	63/13

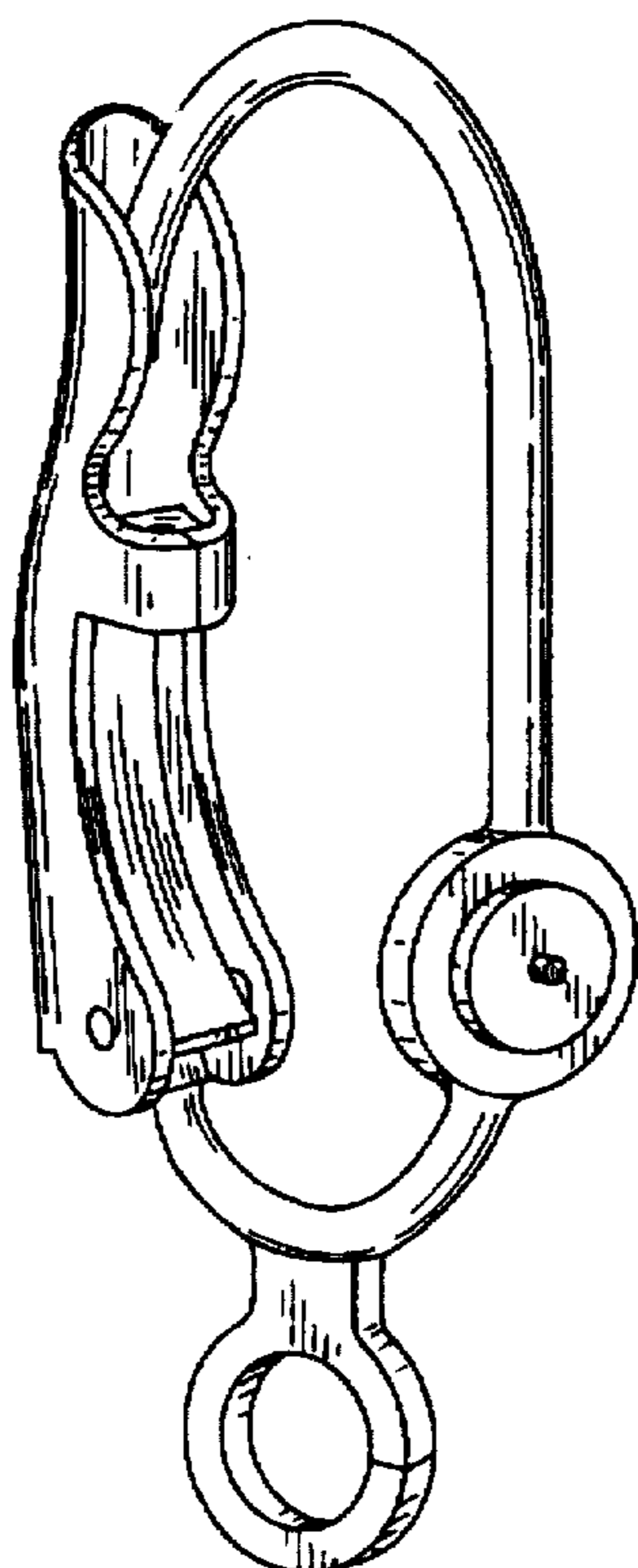


FIG. 1

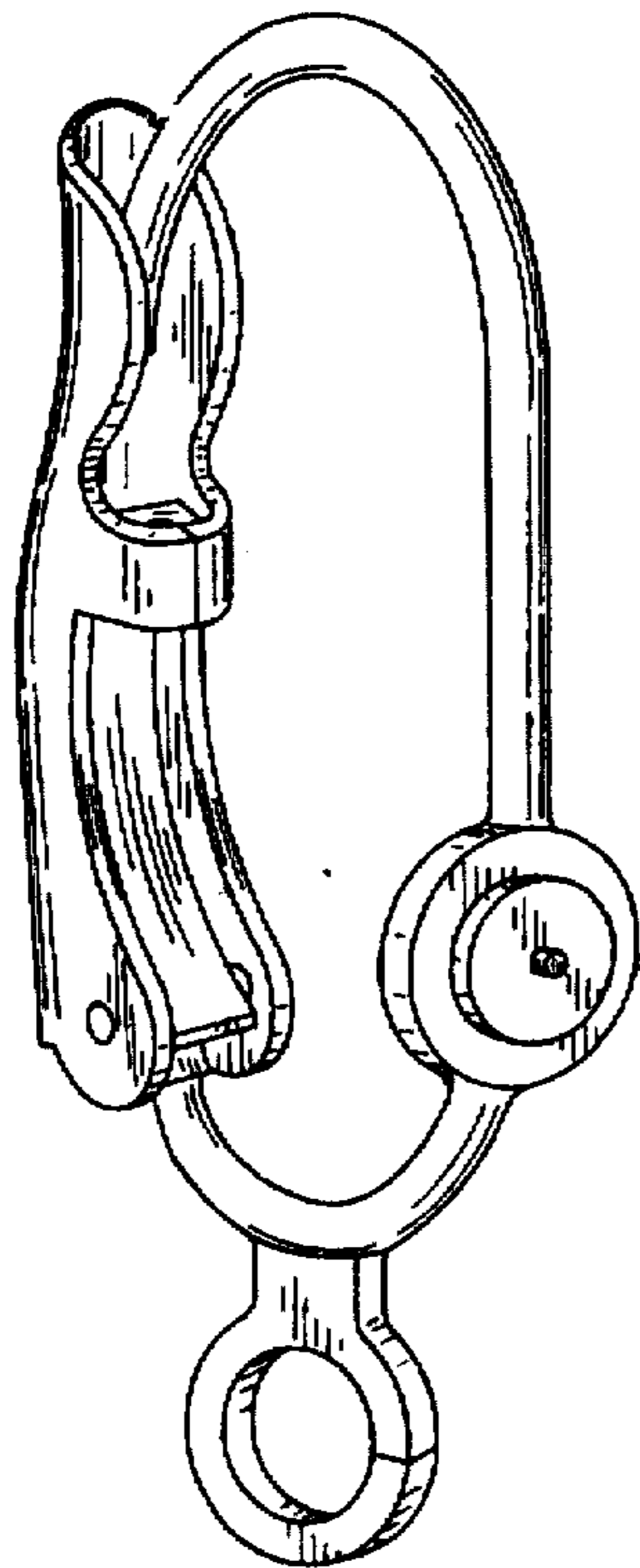


FIG. 2

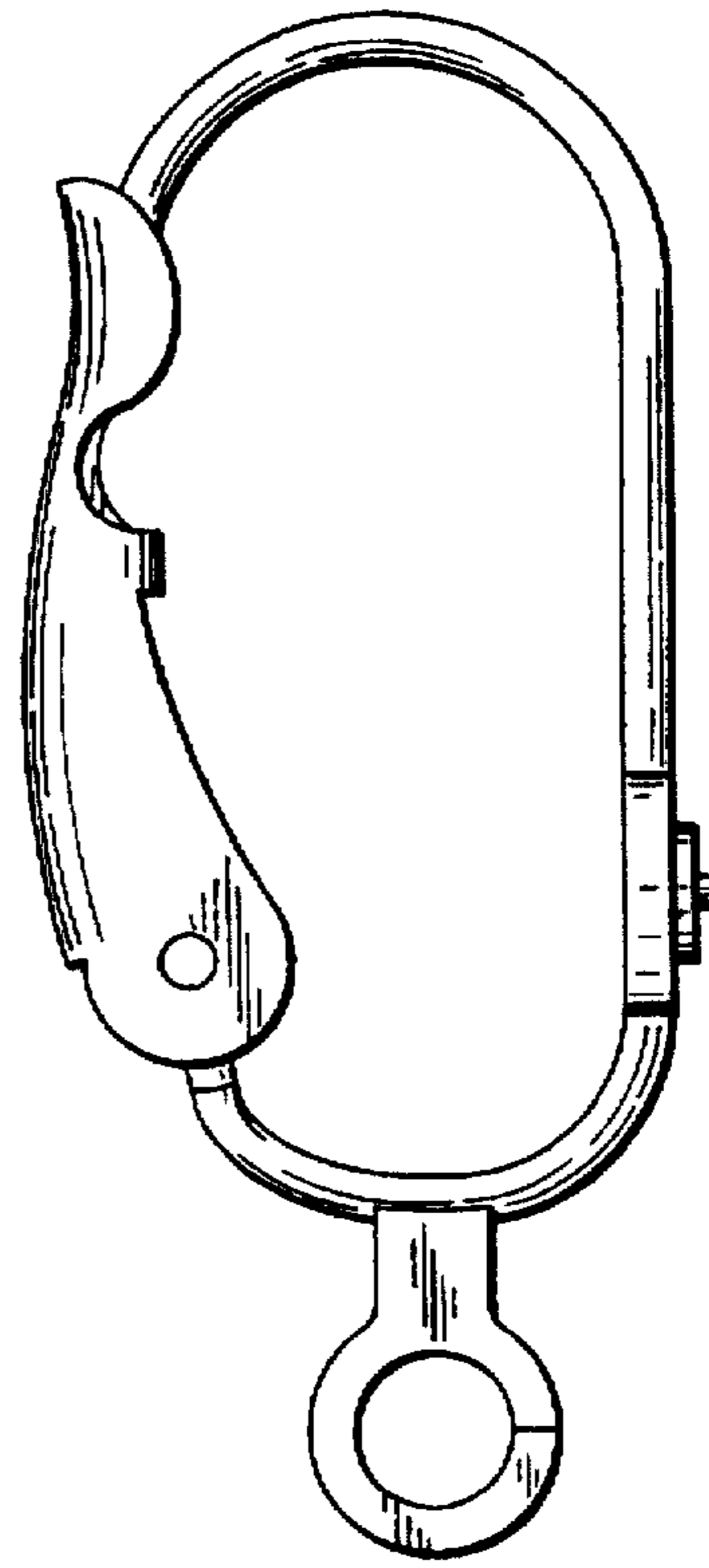


FIG. 3

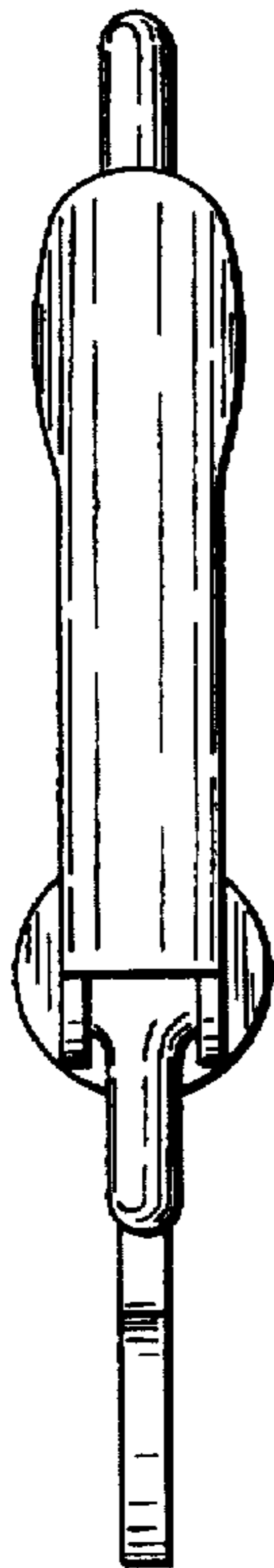


FIG. 4



FIG. 5

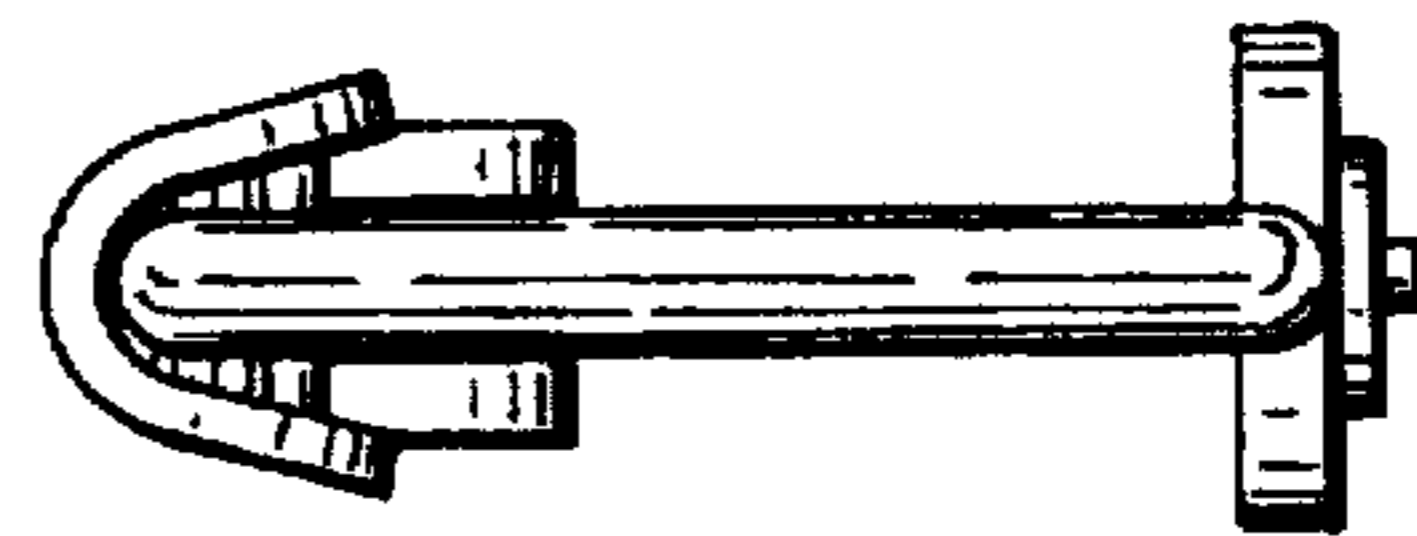


FIG. 6

