



US00D388731S

United States Patent [19]
Shenhav

[11] **Patent Number:** **Des. 388,731**
[45] **Date of Patent:** ****Jan. 6, 1998**

[54] **COMBINED PENDANT AND NECKLACE**

[75] **Inventor:** Eran Shenhav, Teich, Germany
[73] **Assignee:** **Feeling The Collection**
Schmuckwaren GmbH, Pforzheim,
Germany

[**] **Term:** **14 Years**

[21] **Appl. No.:** **57,170**

[22] **Filed:** **Jul. 18, 1996**

[30] **Foreign Application Priority Data**

Mar. 13, 1996 [JP] Japan HEI8-6884

[51] **LOC (6) Cl.** **11-01**

[52] **U.S. Cl.** **D11/56**

[58] **Field of Search** D11/1, 2, 7, 79-85,
D11/95-116, 40-74; 63/1.1, 2, 18-20

[56] **References Cited**

U.S. PATENT DOCUMENTS

D. 178,000	6/1956	Marsella	D11/56
D. 277,466	2/1985	Chien	D11/56
D. 308,284	6/1990	Bergman et al.	D11/56
D. 342,144	12/1993	Yang	D11/56
D. 374,194	10/1996	Brocchi	D11/81

FOREIGN PATENT DOCUMENTS

6-8730 3/1994 Japan .

OTHER PUBLICATIONS

Les Joyaux Magazine, Jul. 1985, p. 112.
Les Joyaux Magazine, May 1986, p. 112.

Primary Examiner—Ralf Seifert
Attorney, Agent, or Firm—Oliff & Berridge

[57] **CLAIM**

The ornamental design for a combined pendant and necklace, as shown and described.

DESCRIPTION

FIG. 1 is an enlarged front view of a pendant-head portion of a combined pendant and necklace showing my design; FIG. 2 is an enlarged perspective view of a pendant-head portion of FIG. 1; FIG. 3 is a front view of a pendant showing my design; FIG. 4 is a left-side view thereof; FIG. 5 is a right-side view thereof; FIG. 6 is a rear view thereof; FIG. 7 is a plan view thereof; and, FIG. 8 is a bottom view thereof.

1 Claim, 2 Drawing Sheets




FIG. 1




FIG. 2




FIG. 3




FIG. 4




FIG. 5




FIG. 6




FIG. 7




FIG. 8

