



US00D388716S

United States Patent [19]
Wunderman

[11] **Patent Number: Des. 388,716**
[45] **Date of Patent: ***Jan. 6, 1998**

[54] **WATCH**

[75] **Inventor: Severin S. Wunderman, Irvine, Calif.**

[73] **Assignee: Severin Montres AG (Severing Montres SA) (Severin Montres Ltd), Lengnau, Switzerland**

[*] **Notice: The portion of the term of this patent subsequent to Jul. 2, 2010, has been disclaimed.**

[**] **Term: 14 Years**

[21] **Appl. No.: 47,542**

[22] **Filed: Dec. 6, 1995**

[30] **Foreign Application Priority Data**

Jun. 6, 1995 [XH] Hague Agreement MA/002962

[51] **LOC (6) Cl. 10-02**

[52] **U.S. Cl. D10/39**

[58] **Field of Search D10/30, 32, 38, D10/39, 128; 368/280-282, 285, 276, 277, 294**

[56] **References Cited**

U.S. PATENT DOCUMENTS

D. 78,487 5/1929 Schwab et al. D10/39

D. 311,694 10/1990 Woomer D10/39
D. 370,859 6/1996 Scheufele D10/39
D. 371,308 7/1996 Wunderman D10/39

OTHER PUBLICATIONS

Hong Kong Enterprises, Oct. 1989, p.85, #C-333C, third from left.
Hong Kong Enterprises, Jul. 1988, watch at top and 2nd from left.
Swiss Watch and Jewelry Journal, May 1987, p.672, watch at left.

Primary Examiner—Janice E. Seeger
Attorney, Agent, or Firm—Sughrue, Mion, Zinn, Macpeak & Seas, PLLC

[57] **CLAIM**

The ornamental design for a watch, as shown.

DESCRIPTION

FIG. 1 is a perspective view of the front and right side of a watch showing my new design;
FIG. 2 is a front elevational view thereof;
FIG. 3 is a rear elevational view thereof;
FIG. 4 is a right side elevational view thereof;
FIG. 5 is a left side elevational view thereof;
FIG. 6 is an end elevational view of one end thereof; and,
FIG. 7 is an end elevational view of the opposite end thereof.

1 Claim, 4 Drawing Sheets




FIG. 1




FIG. 2




FIG. 3




FIG. 4




FIG. 5




FIG. 6




FIG. 7

