



US00D388712S

United States Patent [19]

Lyngdal et al.

[11] Patent Number: **Des. 388,712**

[45] Date of Patent: ****Jan. 6, 1998**

[54] BOTTLE

[75] Inventors: **Janet Lyngdal**, Milford, Conn.;
Thomas Bartlett Aldrich, III, Chestnut
Ridge, N.Y.; **Charles Aaron Curtiss**,
Long Island City, N.Y.; **James Warner**,
New York, N.Y.

[73] Assignee: **Beiersdorf Inc.**, Norwalk, Conn.

[**] Term: **14 Years**

[21] Appl. No.: **40,697**

[22] Filed: **Jun. 23, 1995**

[51] LOC (6) Cl. **09-01**

[52] U.S. Cl. **D9/563; D9/566; D9/571**

[58] Field of Search **D9/544, 571, 572-575,**
D9/563, 550, 553, 566, 542, 543; 215/382,
383, 384; 222/212, 215

[56] **References Cited**

U.S. PATENT DOCUMENTS

- D. 21,285 1/1892 Tatum D9/544
- D. 111,954 11/1938 Buckingham D9/563 X
- D. 178,876 10/1956 Glaberson D9/563

- D. 194,564 2/1963 Mojonier D9/563 X
- D. 210,501 3/1968 Brammer D9/563 X
- D. 234,682 4/1975 Quintal D9/574
- D. 256,885 9/1980 DiScala D9/574
- D. 360,134 7/1995 Snyder D9/571

Primary Examiner—Lucy Lieberman
Attorney, Agent, or Firm—St. Onge Steward Johnston &
Reens


[57] **CLAIM**

The ornamental design for a bottle, as shown and described.

DESCRIPTION

FIG. 1 is a front perspective view of a bottle showing our new design;
FIG. 2 is a front elevation thereof;
FIG. 3 is a top plan view thereof;
FIG. 4 is a bottom plan view thereof;
FIG. 5 is a rear elevation thereof; and,
FIG. 6 is a right side elevation, the left side elevation is a mirror image thereto except for the conventional screw threading on the bottle neck.
The broken lines in the drawings are for illustrative purposes only and do not form part of the claimed design.

1 Claim, 2 Drawing Sheets






FIG. 1

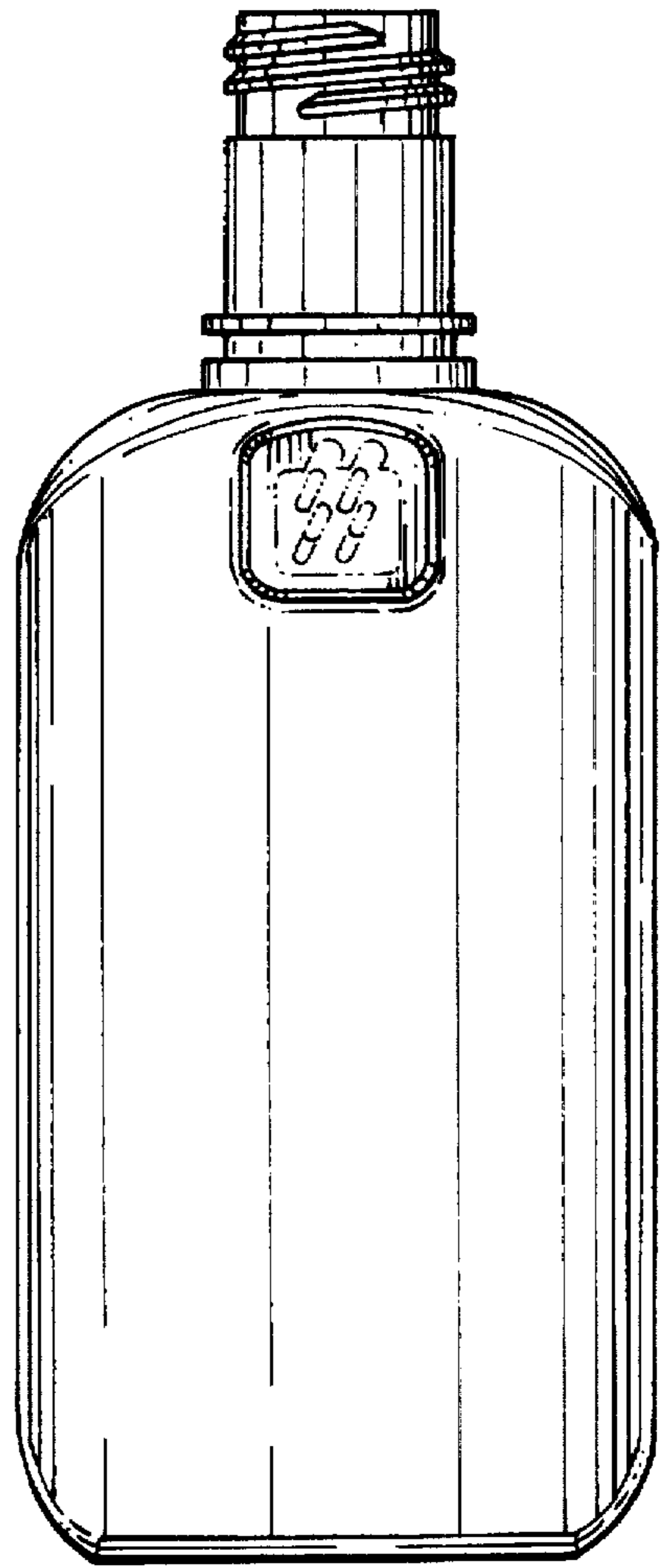


FIG. 2

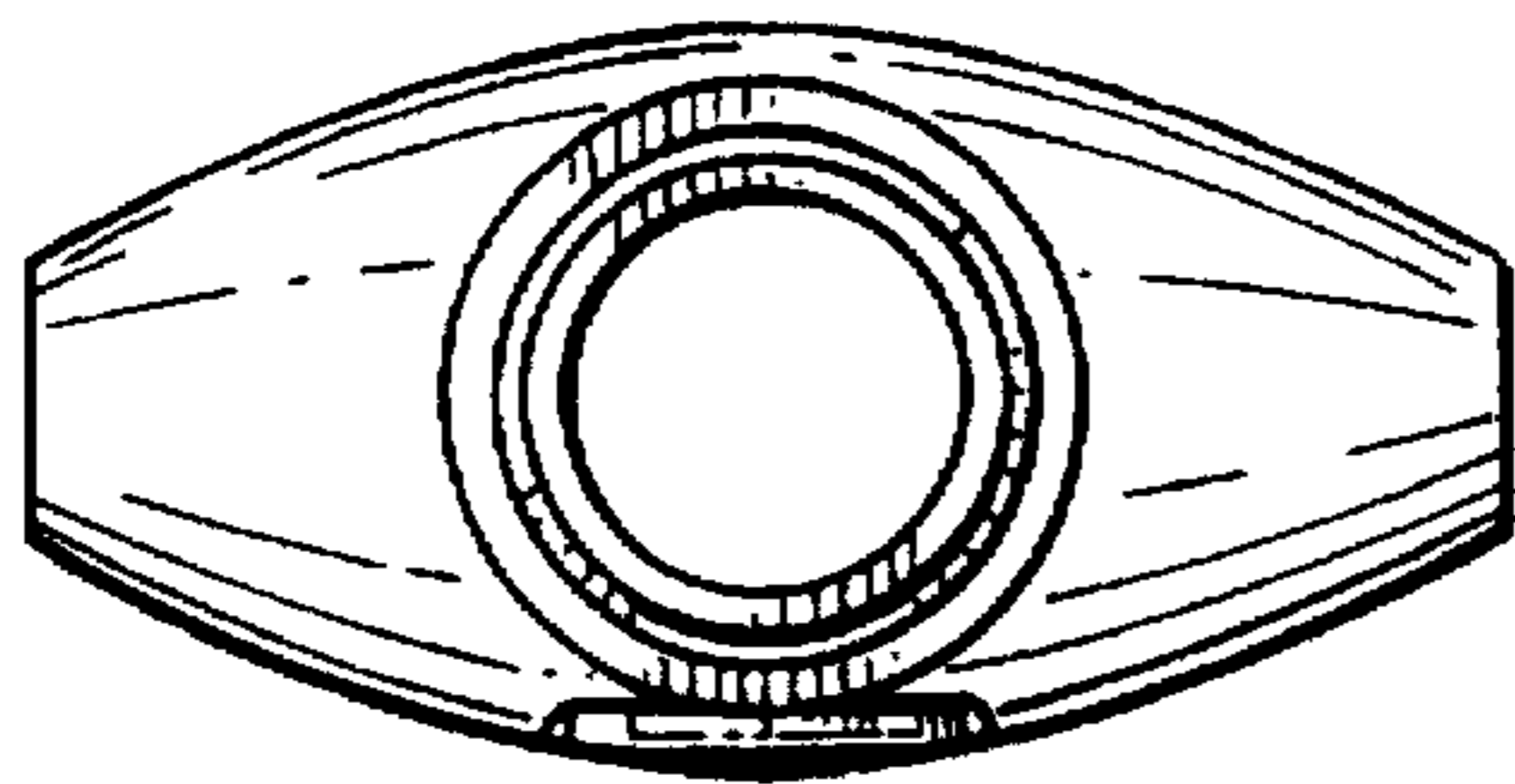


FIG. 3

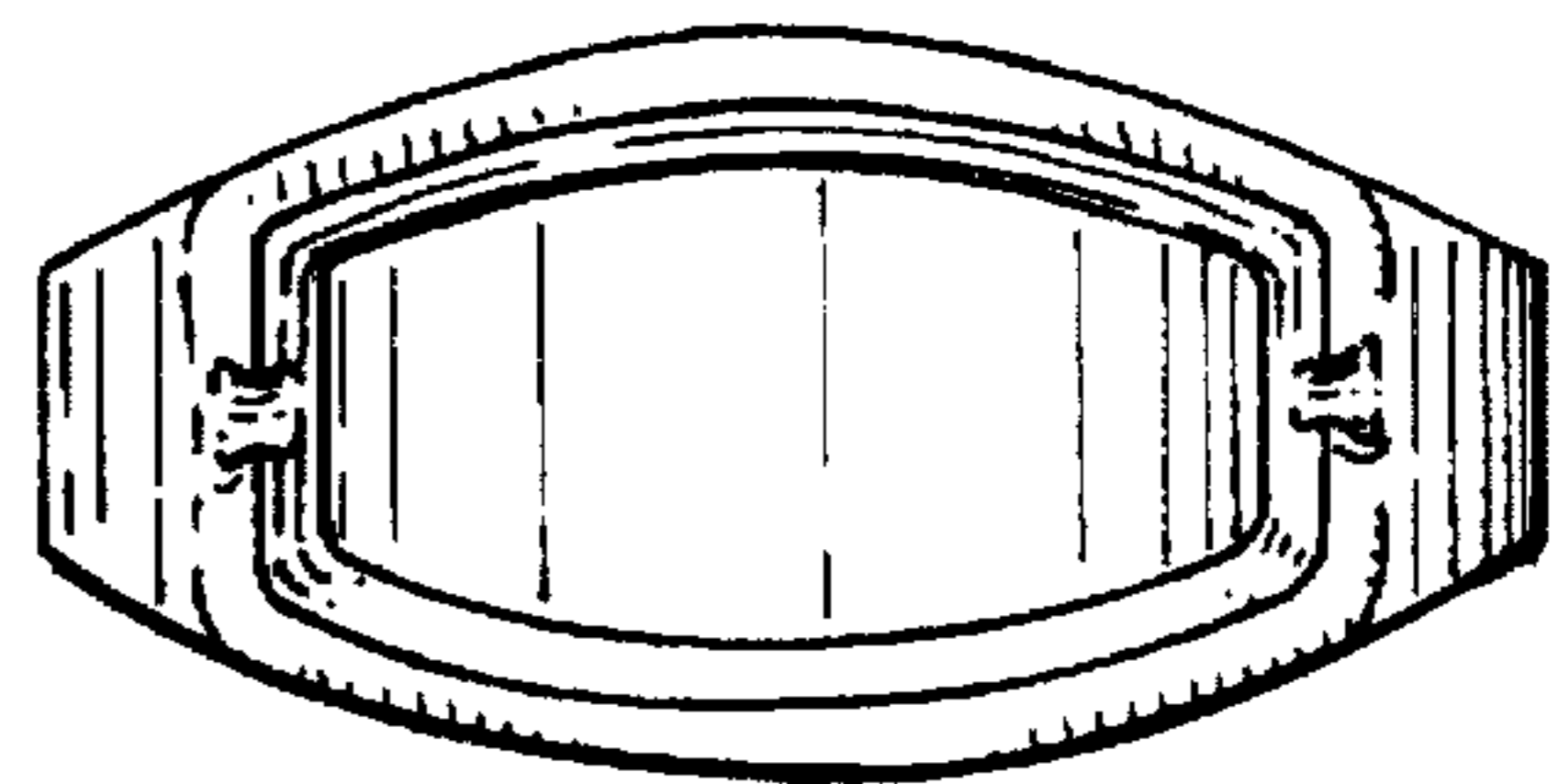


FIG. 4




FIG. 5




FIG. 6