



US00D388711S

**United States Patent** [19]  
**Wacker**

[11] **Patent Number: Des. 388,711**  
[45] **Date of Patent: \*\*Jan. 6, 1998**

[54] **BOTTLE**  
[75] **Inventor: Susan Regina Wacker, New York, N.Y.**  
[73] **Assignee: Elizabeth Arden Company, Division of Conopco, Inc., New York, N.Y.**  
[\*\*] **Term: 14 Years**  
[21] **Appl. No.: 52,946**  
[22] **Filed: Apr. 10, 1996**  
[51] **LOC (6) CL ..... 09-01**  
[52] **U.S. Cl. .... D9/544; D9/546; D9/566; D9/573**  
[58] **Field of Search ..... D9/544, 546, 563, D9/567, 573, 560, 566; 215/382, 383, 384, 400**

Photograph—"Les Pois de Senteur de Chez Moi Caron", pre 1995.  
Photograph—"R" by Paco Rabanne, pre 1995.  
Photograph—"Sung" by Alfred Sung, pre 1995.  
Photograph—"Tiffany", pre 1995.  
Photograph—"Jean Louis Scherrer", pre 1995.  
Photograph—"Raffinee", pre 1995.  
Photograph—"Laura Biagiotti", pre 1995.  
Photograph—"Metal" by Paco Rabanne, pre 1995.  
Photograph—"Eternity" (Cologne) Calvin Klein, pre 1995.  
Photograph—"Unidentified" (red stopper), pre 1995.  
Photograph—"Unidentified" (brown square stopper), pre 1995.

*Primary Examiner*—Lucy Lieberman  
*Attorney, Agent, or Firm*—Milton L. Honig

[57] **CLAIM**

The ornamental design for a bottle, as shown and described.

[56] **References Cited**

**U.S. PATENT DOCUMENTS**

D. 25,569	6/1896	Haase	.....	D9/544
D. 129,730	9/1941	Heisey	.....	D9/546
D. 192,709	5/1962	Heintee	.....	D9/544
D. 202,220	9/1965	DuFree	.....	D9/544
D. 243,660	3/1977	Levy	.....	D9/544
D. 311,492	10/1990	Pearse	.....	D9/544

**OTHER PUBLICATIONS**

Photograph—"Eternity" (Eau de Parfum Spray) by Calvin Klein, pre 1995.  
Photograph—"White Shoulders", pre 1995.  
Photograph—"Bvlgan", pre 1995.  
Photograph—"Eau De Caron", pre 1995.

**DESCRIPTION**

FIG. 1 is a perspective view from the right side showing my new design;  
FIG. 2 is a front elevational view thereof;  
FIG. 3 is a bottom plan view thereof;  
FIG. 4 is a top plan view thereof;  
FIG. 5 is a right side elevational view thereof;  
FIG. 6 is a rear elevational view thereof; and,  
FIG. 7 is a left side elevational view thereof.  
The broken lines showing the neck and stopper in FIGS. 1, 2, 4, 5, 6 and 7 are for purposes of context and form no part of the new design.

**1 Claim, 2 Drawing Sheets**

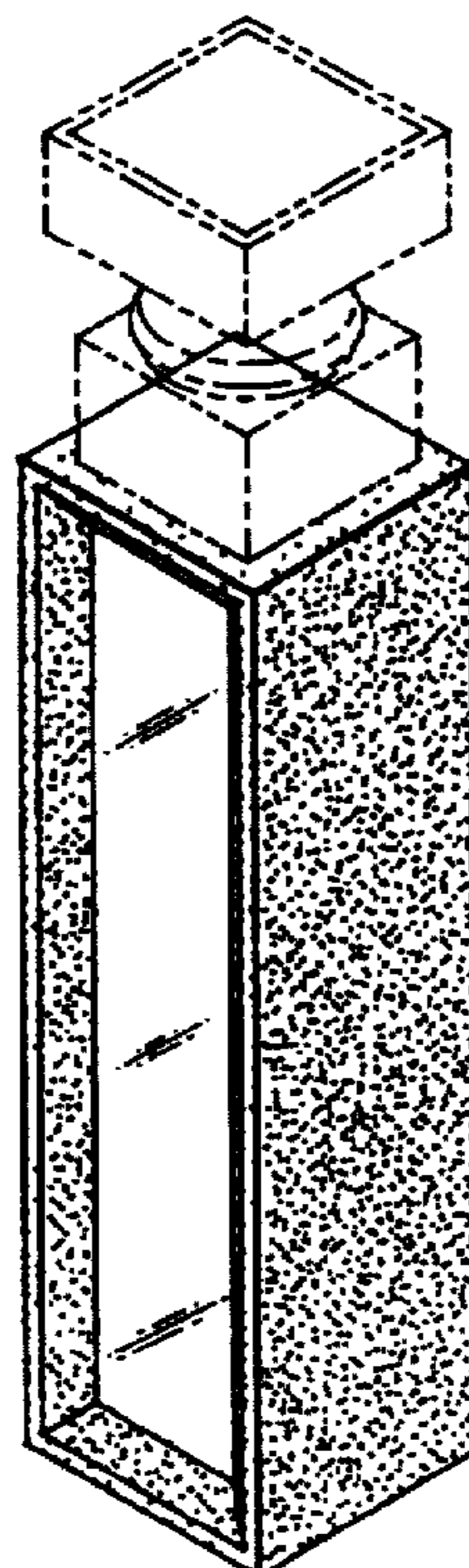


FIG. 2

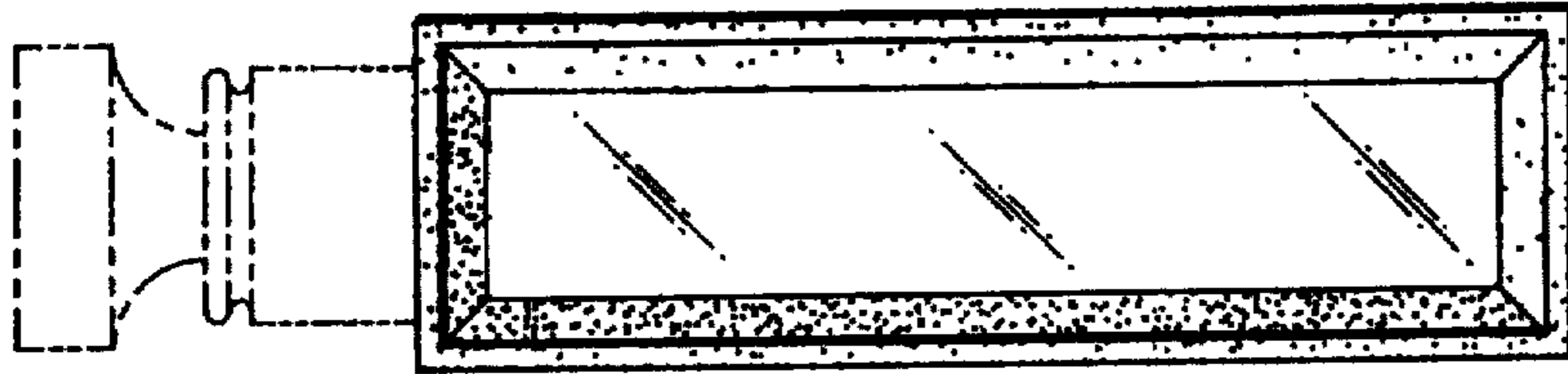


FIG. 3




FIG. 1

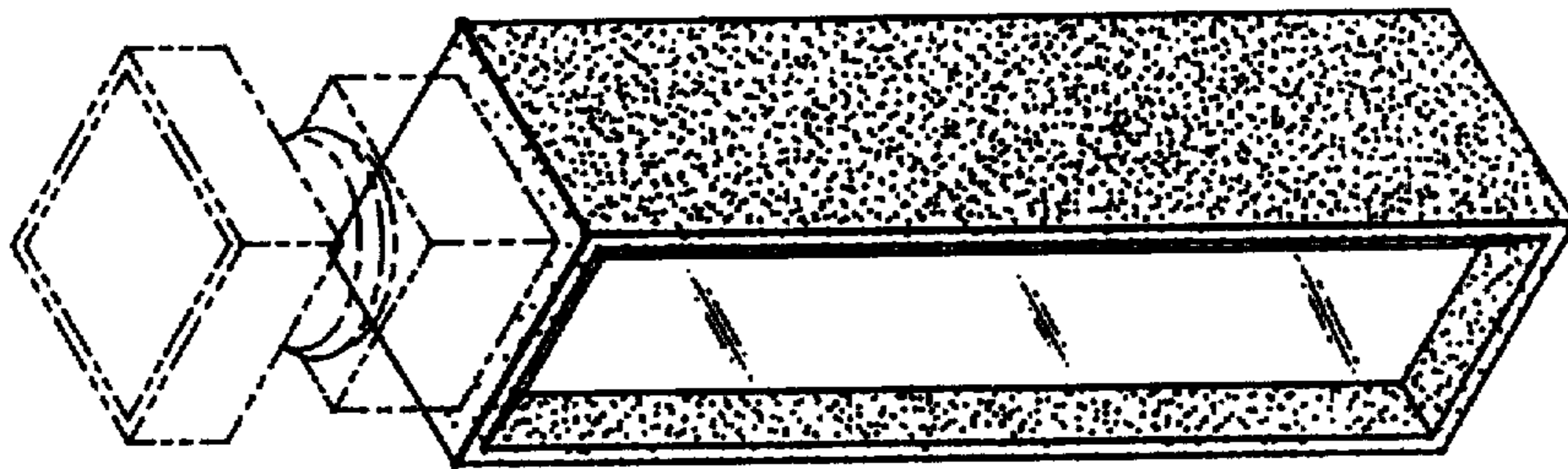


FIG. 4




FIG. 5




FIG. 6

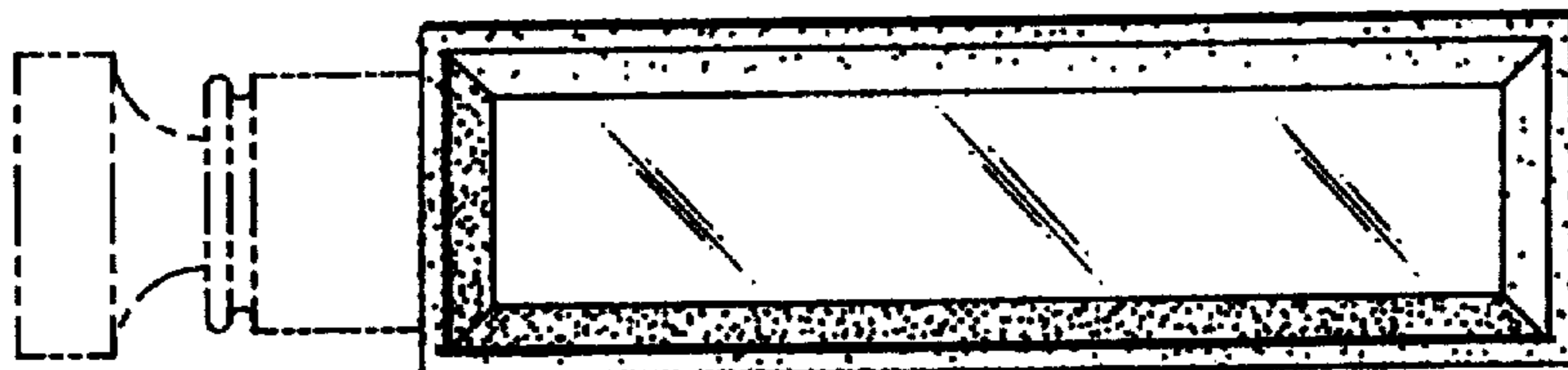


FIG. 7

