



US00D388706S

United States Patent [19]
Mascitelli

[11] **Patent Number:** **Des. 388,706**
[45] **Date of Patent:** ****Jan. 6, 1998**

[54] **DISPENSER CAP FOR FLASKS AND BOTTLES**

[75] **Inventor:** **Francesco Mascitelli, Pescara, Italy**

[73] **Assignee:** **SAR S.p.A., San Giovanni Teatino, Italy**

[**] **Term:** **14 Years**

[21] **Appl. No.:** **58,351**

[22] **Filed:** **Aug. 12, 1996**

[30] **Foreign Application Priority Data**

Feb. 13, 1996 [IT] Italy IT-RM960000035

[51] **LOC (6) Cl.** **09-07**

[52] **U.S. Cl.** **D9/448**

[58] **Field of Search** D9/435, 439, 440,
D9/447, 448, 300; 222/153.13, 209, 321.7,
325, 340, 341, 380, 383.1, 384, 401, 402.1,
472

[56] **References Cited**

U.S. PATENT DOCUMENTS

D. 351,794 10/1994 Foster D9/448

3,323,695 6/1967 Monahan D9/448 X
4,568,005 2/1986 Jalovec et al. 222/472
4,887,744 12/1989 Williams 222/402.1
5,615,806 4/1997 Grothoff 222/153.13

FOREIGN PATENT DOCUMENTS

978911 12/1975 Canada 222/402.13

Primary Examiner—Martie Thompson
Assistant Examiner—Cathron B. Matta
Attorney, Agent, or Firm—Browdy and Neimark

[57] **CLAIM**

The ornamental design for a dispenser cap for flasks and bottles, as shown and described.

DESCRIPTION

FIG. 1 is a top plan view of a dispenser cap for flasks and bottles in accordance with the present design;
FIG. 2 is a perspective view thereof;
FIG. 3 is a left side elevation view thereof;
FIG. 4 is a front elevation view thereof;
FIG. 5 is a right side elevation view thereof;
FIG. 6 is a bottom plan view thereof; and
FIG. 7 is an inverted rear elevation view thereof.

1 Claim, 1 Drawing Sheet

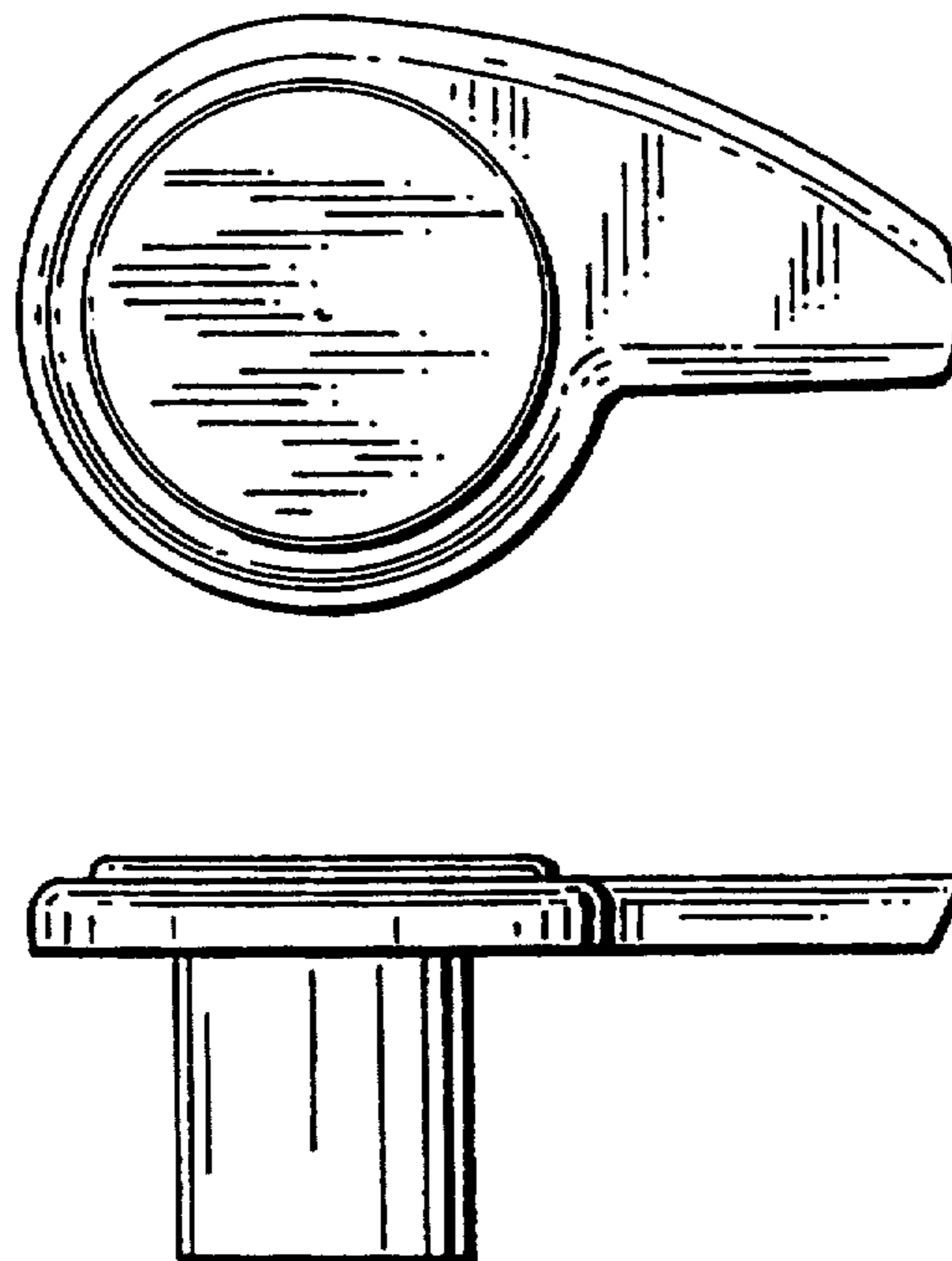


FIG. 1

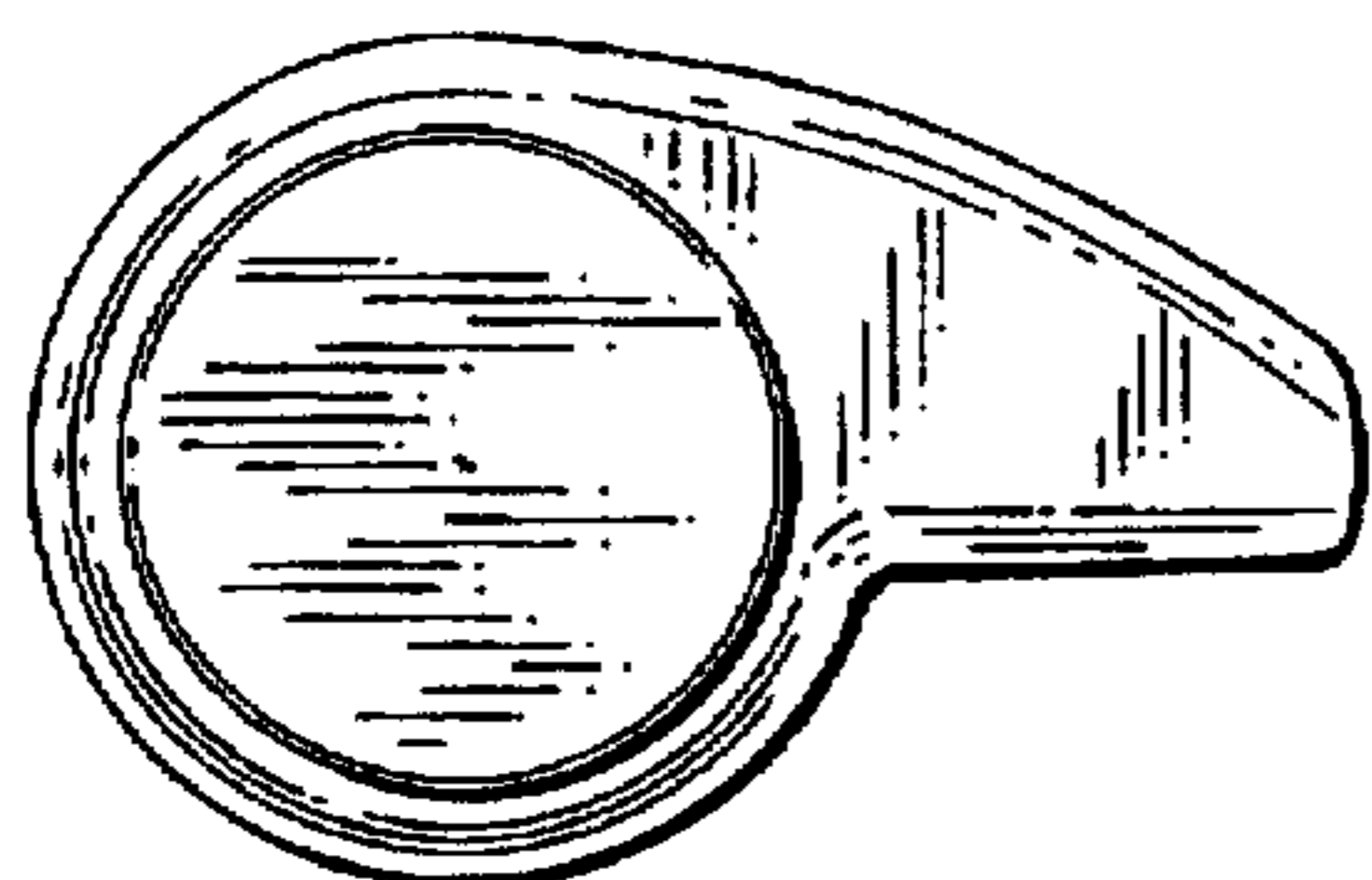


FIG. 2

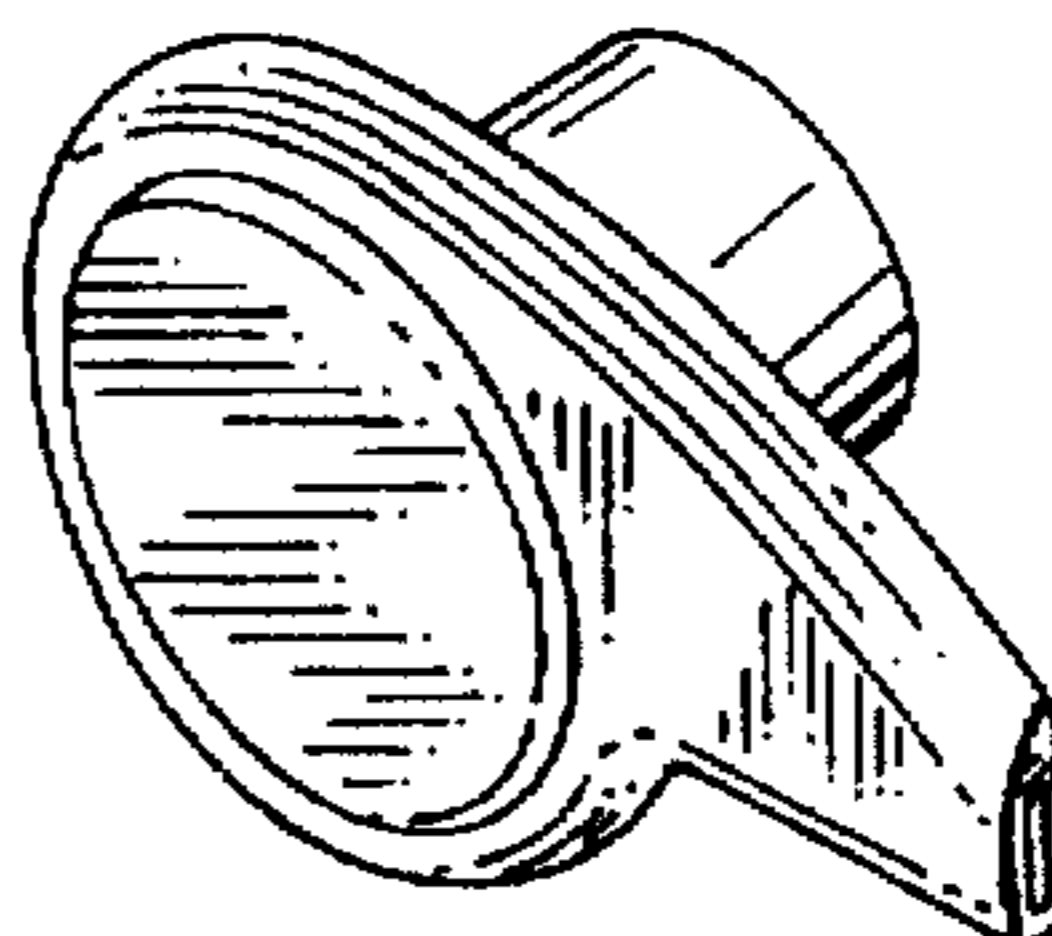


FIG. 3




FIG. 4




FIG. 5




FIG. 6

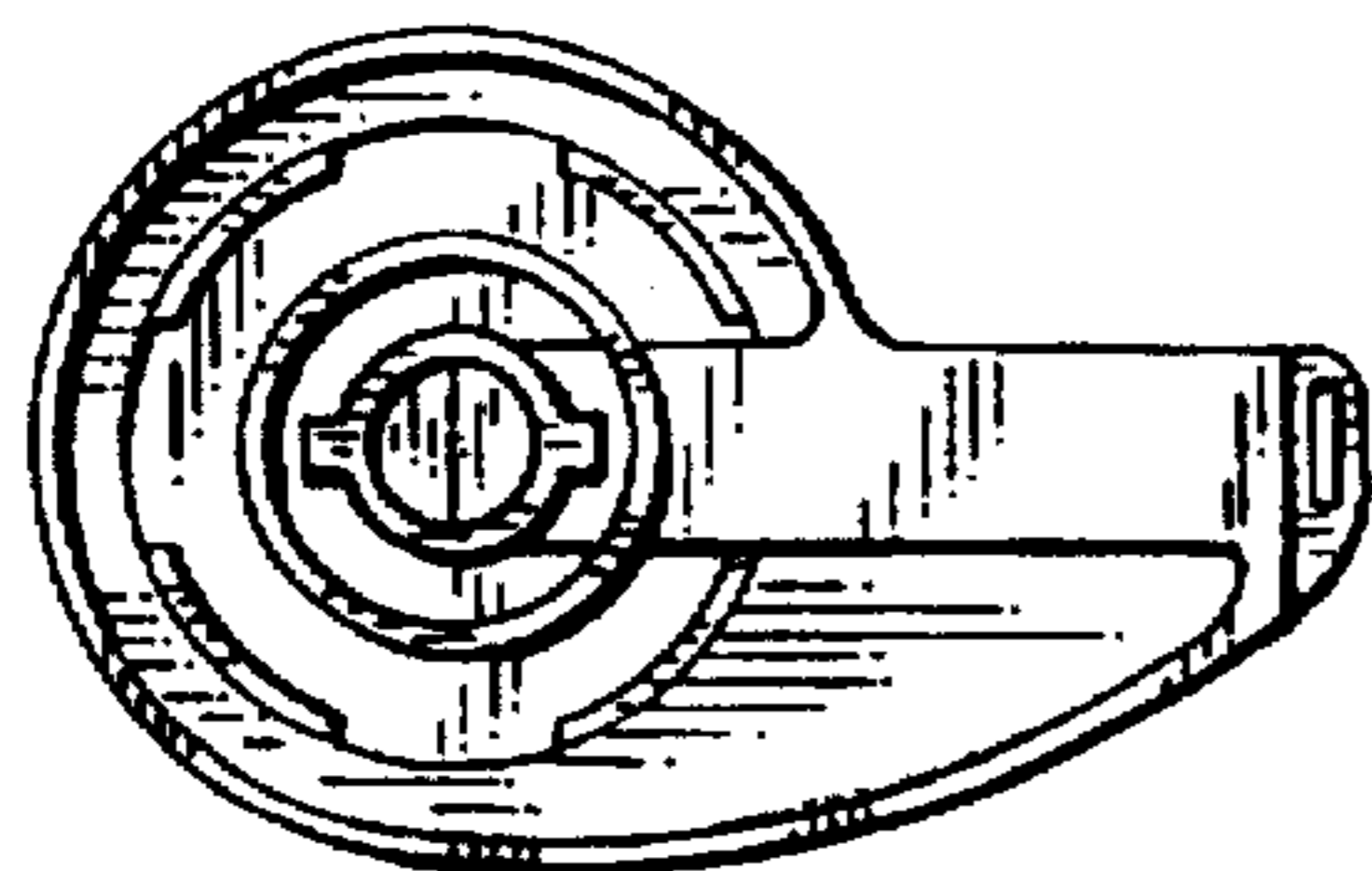


FIG. 7

