

US00D388704S

# United States Patent [19]

Harrold et al.

[11] Patent Number: Des. 388,704

[45] Date of Patent: \*\*\*Jan. 6, 1998

[54] **FLAT BACK OPEN WINDOW ECONOMY TAB**

[75] Inventors: **Scott D. Harrold; Patrick S. Lucente,**  
both of Miamisburg, Ohio

[73] Assignee: **Dayton Reliable Tool & Mfg. Co.,**  
Dayton, Ohio

[\*] Notice: The portion of the term of this patent  
subsequent to Dec. 16, 2011, has been  
disclaimed.

[\*\*] Term: **14 Years**

[21] Appl. No.: **63,195**

[22] Filed: **Dec. 2, 1996**

[51] LOC (6) Cl. .... **09-07**

[52] U.S. Cl. .... **D9/438**

[58] Field of Search ..... D9/434, 435, 438,  
D9/499, 416, 518; 215/255; 220/269-271,  
906; 222/153.07, 541.09

[56] **References Cited**

**U.S. PATENT DOCUMENTS**

D. 218,961 10/1970 Kennedy ..... D9/438

D. 244,915	7/1977	Cudzik .....	D8/438
3,979,012	9/1976	Arfert et al. ....	220/270 X
4,130,219	12/1978	Mallorca .....	220/270
4,286,728	9/1981	Fraze et al. ....	220/270
4,361,251	11/1982	Langseder et al. ....	220/269
4,901,877	2/1990	Hall .....	220/269 X

*Primary Examiner*—James Gandy  
*Assistant Examiner*—Cathron B. Matta  
*Attorney, Agent, or Firm*—Wood, Herron & Evans L.L.P.

[57] **CLAIM**

The ornamental design for a flat back open window economy tab, as shown and described.

**DESCRIPTION**

FIG. 1 is a perspective view of our new, original and ornamental design for a flat back open window economy tab;

FIG. 2 is a top plan view thereof;

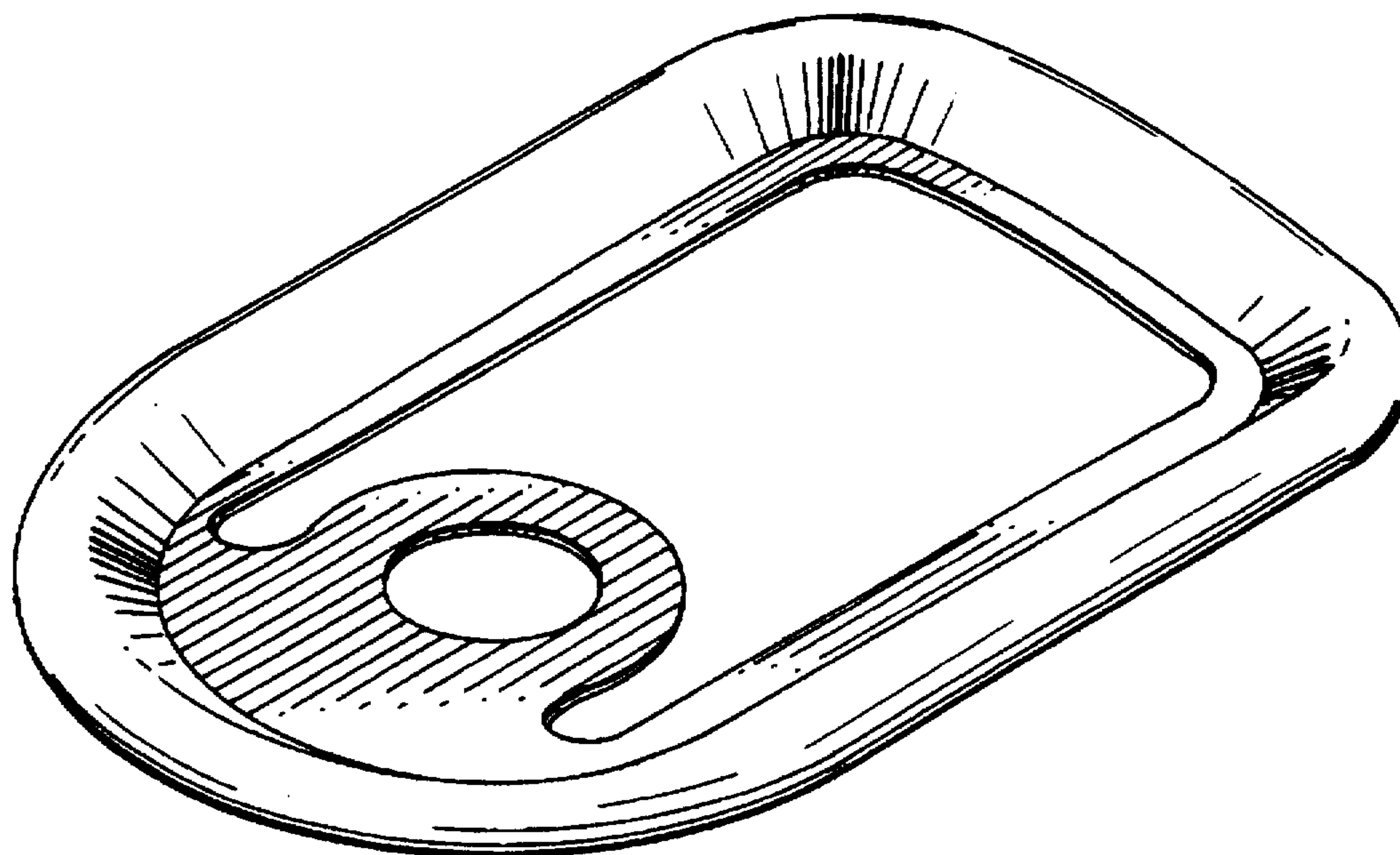
FIG. 3 is a bottom plan view thereof;

FIG. 4 is a left side elevational view thereof, the right side elevational view being a mirror image thereof;

FIG. 5 is a front elevational view thereof; and,

FIG. 6 is a back elevational view thereof.

**1 Claim, 1 Drawing Sheet**



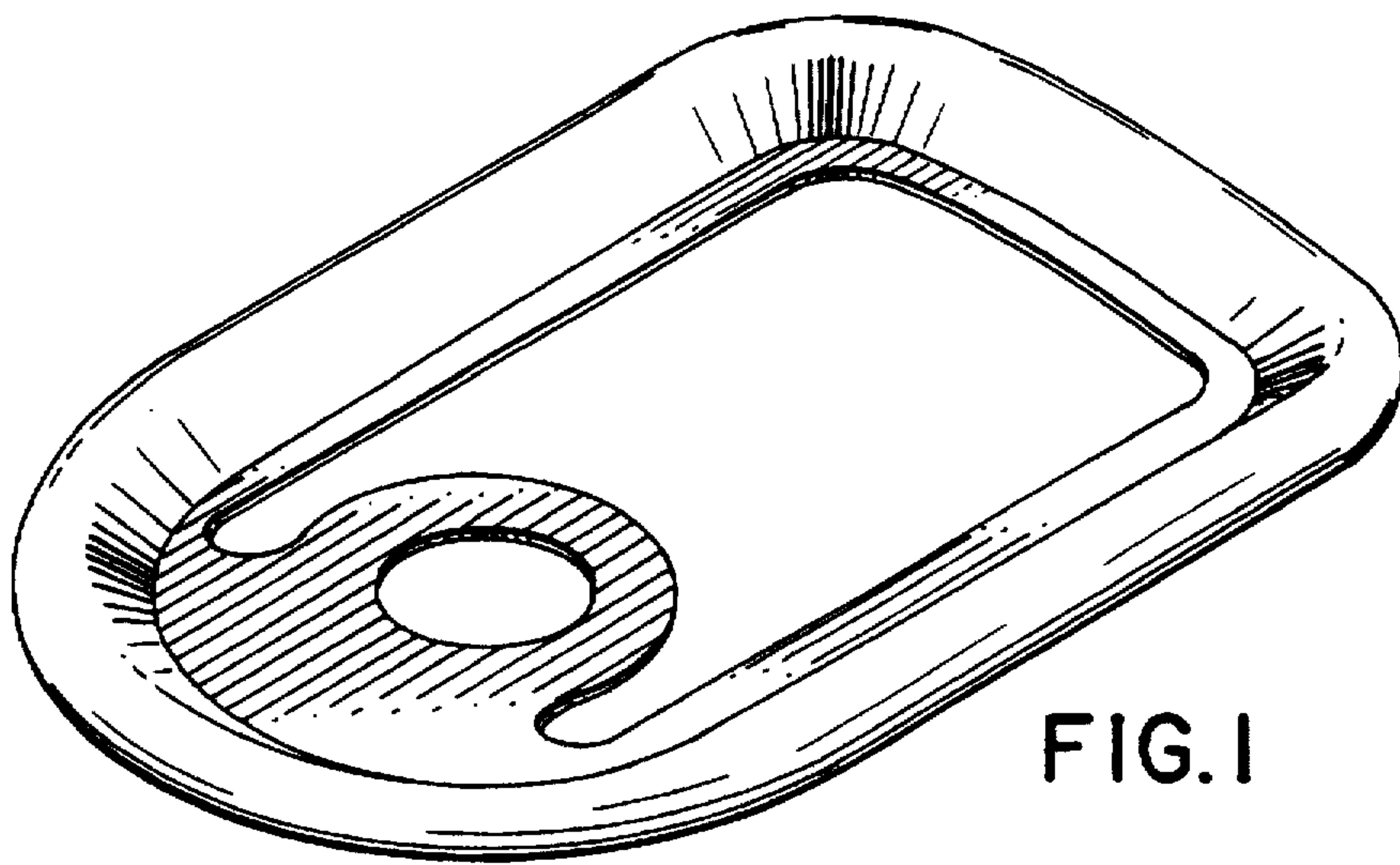


FIG. 1

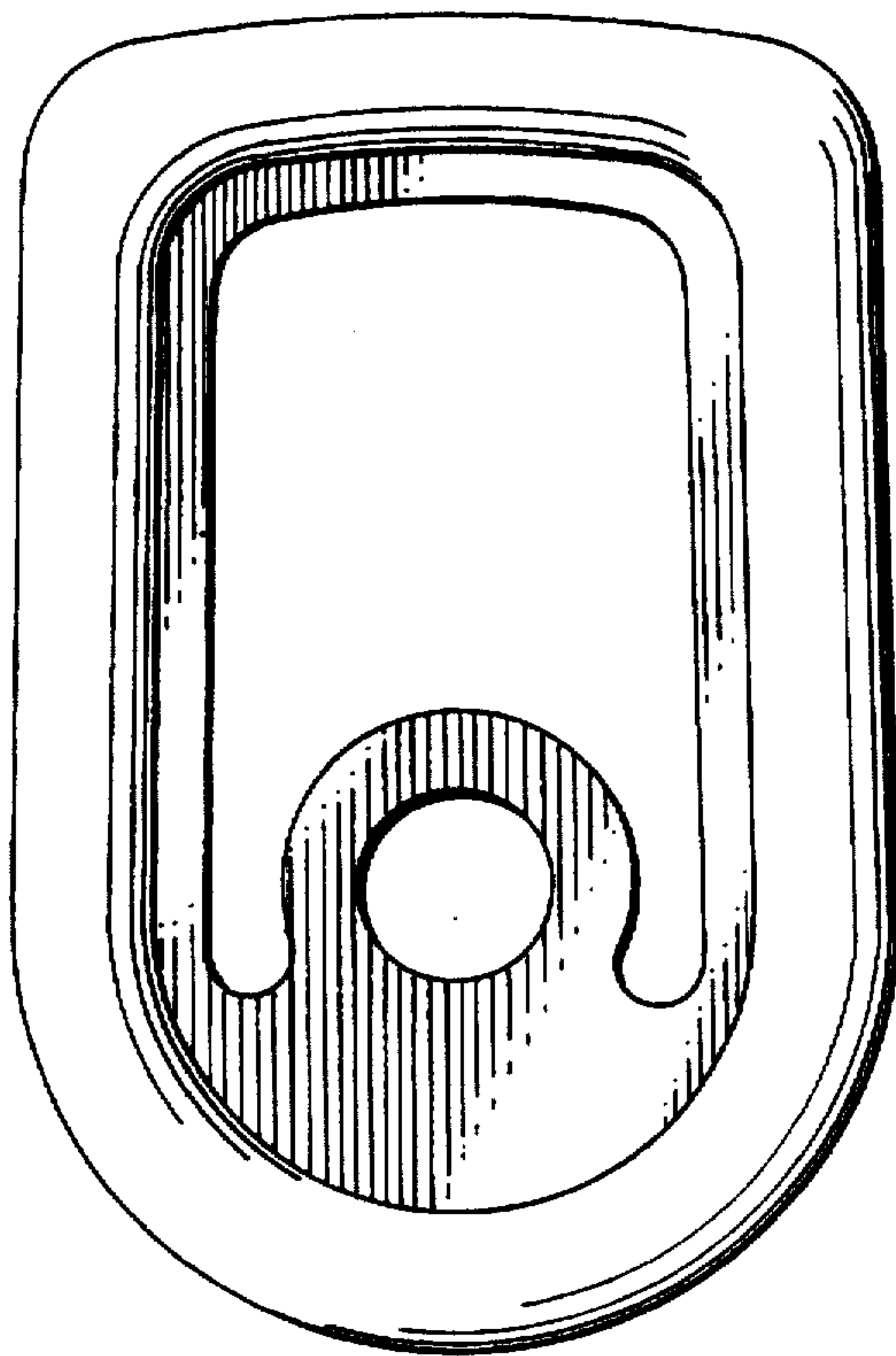


FIG. 2

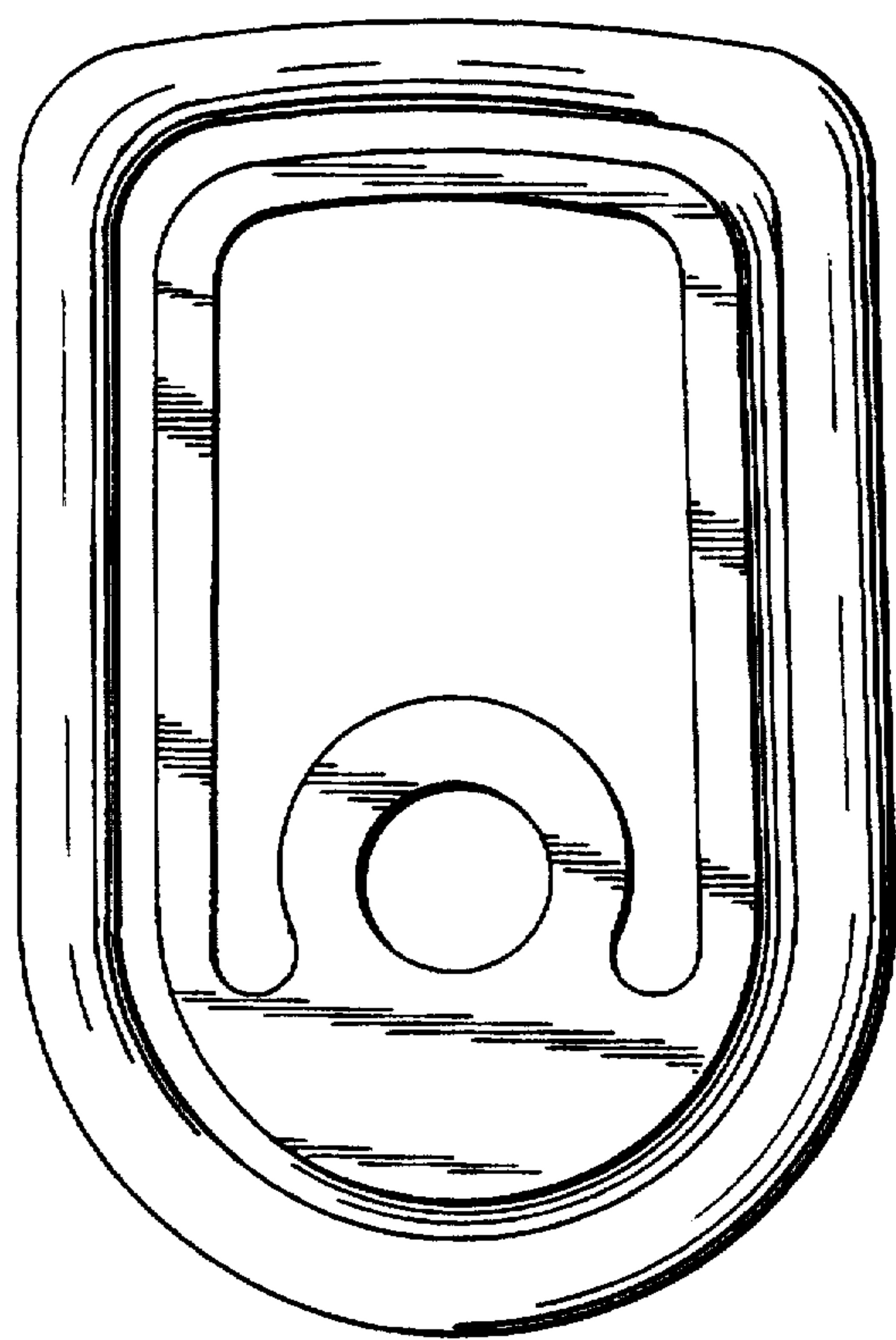


FIG. 3




FIG. 4




FIG. 5




FIG. 6