



US00D388700S

United States Patent [19]
Quansah

[11] **Patent Number: Des. 388,700**
[45] **Date of Patent: **Jan. 6, 1998**

[54] **COMPARTMENTED CONTAINER**
[76] **Inventor: Anthony Kwaw Quansah, Flat 1, 185 Station Street, Fairfield, Victoria 3078, Australia**

[**] **Term: 14 Years**

[21] **Appl. No.: 63,412**

[22] **Filed: Dec. 6, 1996**

[30] **Foreign Application Priority Data**

Oct. 24, 1996 [AU] Australia 3657/96

[51] **LOC (6) Cl. 09-03**

[52] **U.S. Cl. D9/347; D7/591; D7/596**

[58] **Field of Search D9/341, 347, 348, D9/414, 428; D19/85; D7/591, 596; 220/500, 505, 506; 229/4.5, 120.32, 121**

[56] **References Cited**

U.S. PATENT DOCUMENTS

D. 187,162 2/1960 Lerner et al. D7/591 X
D. 241,173 8/1976 Comeille D9/347 X
283,389 8/1883 Goodwin D19/85 X

D. 333,839 3/1993 Kiyokane D19/85 X
D. 345,910 4/1994 Millwee et al. D9/418
917,804 4/1909 Sedgwick D7/596 X
4,126,239 11/1978 Gehrig et al. 220/505 X
5,069,336 12/1991 Mauthe 220/507 X

Primary Examiner—Sandra L. Morris
Assistant Examiner—Nanda Bondade
Attorney, Agent, or Firm—Baker & Daniels


[57] **CLAIM**

The ornamental design for a compartmented container, as shown and described.

DESCRIPTION

FIG. 1 is a perspective view of a compartmented container showing my new design;
FIG. 2 is a top view of the compartmented container shown in FIG. 1;
FIG. 3 is a side view of the compartmented container shown in FIG. 1, the remaining sides being identical;
FIG. 4 is a bottom view of the compartmented container shown in FIG. 1; and,
FIG. 5 is a vertical sectional view taken along the lines of 5—5 on FIG. 2.

1 Claim, 1 Drawing Sheet






FIG. 1.

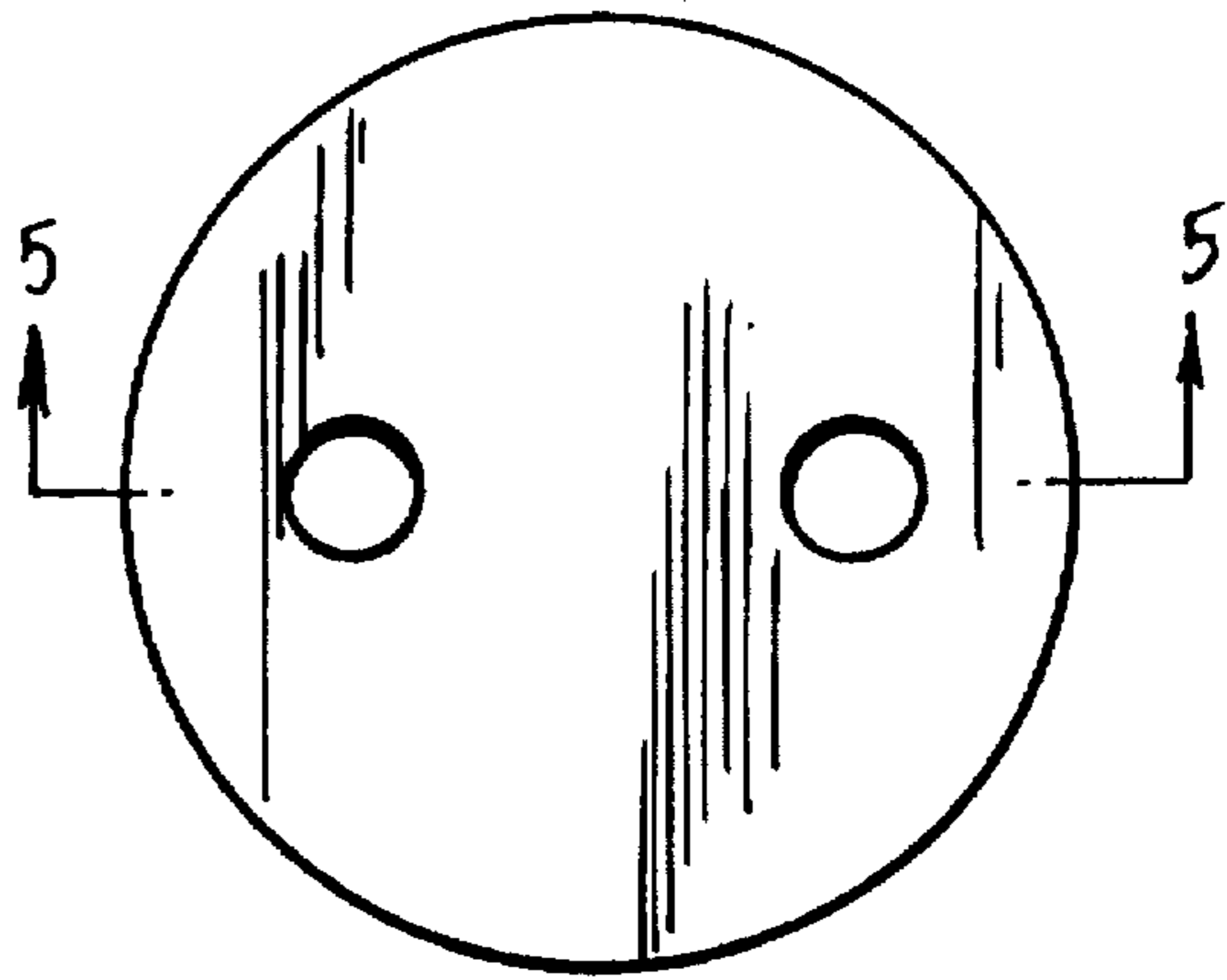


FIG. 2.




FIG. 3.

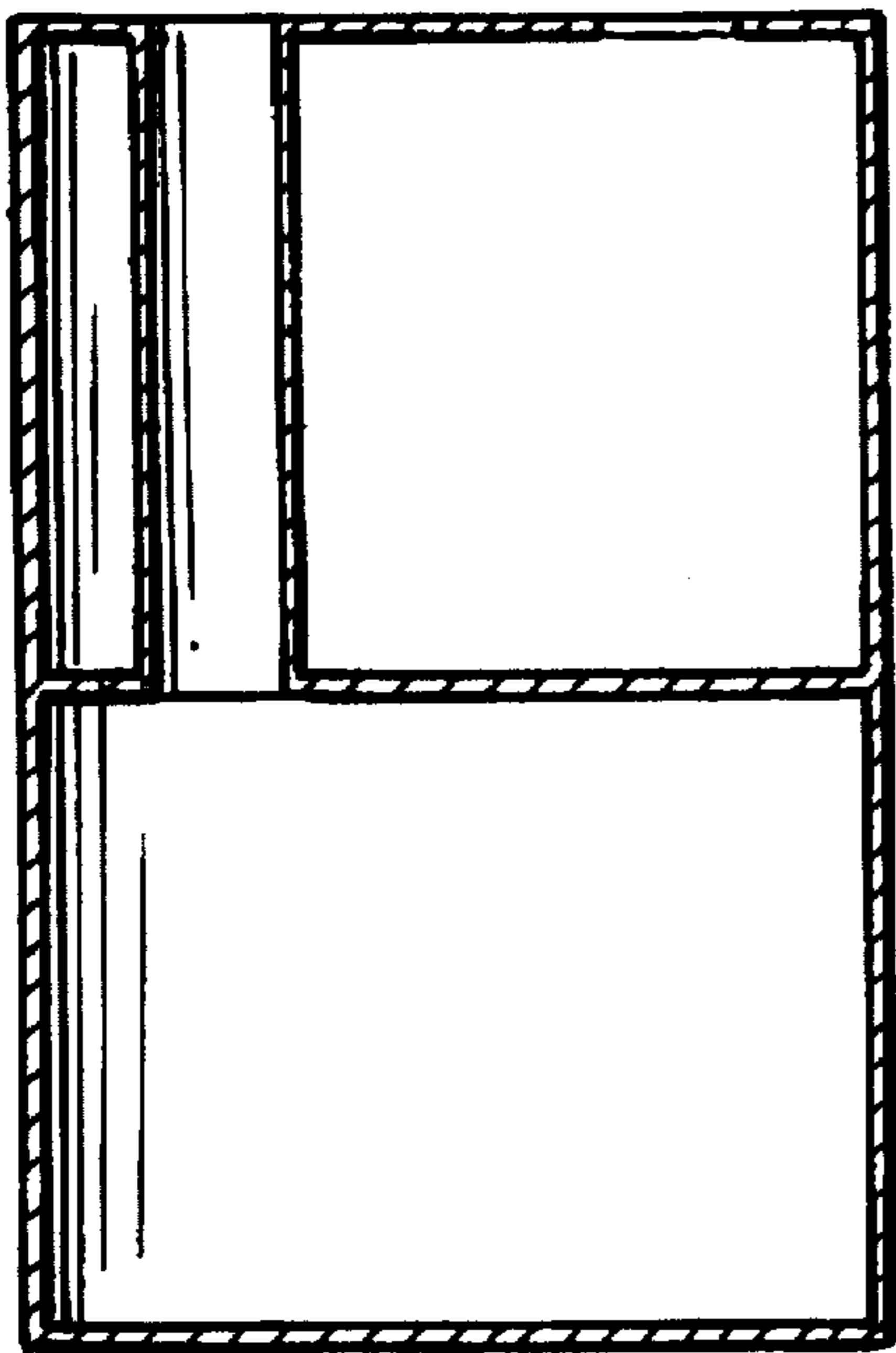


FIG. 5.

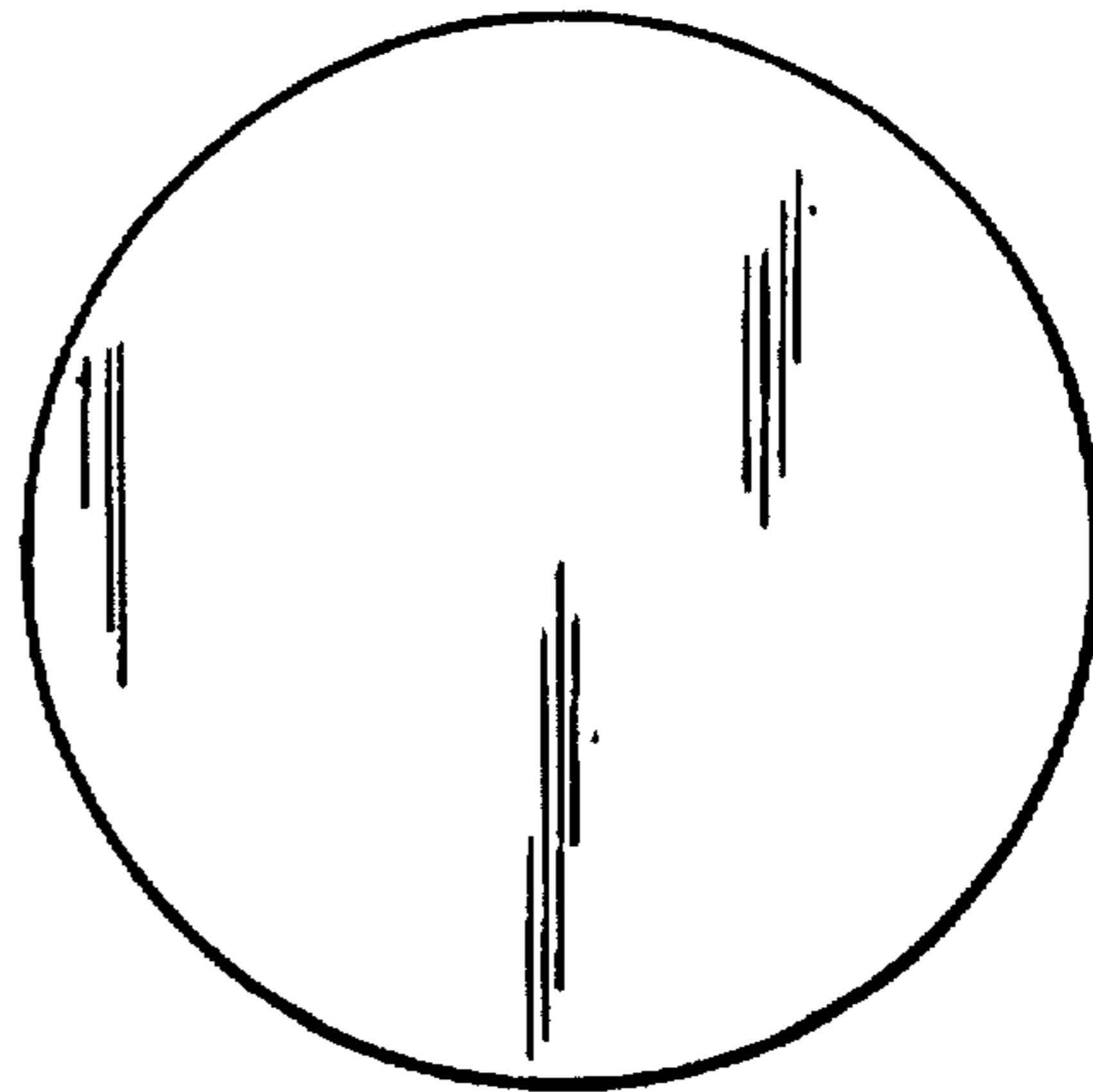


FIG. 4.