



US00D388691S

**United States Patent** [19]  
**Adams**

[11] **Patent Number: Des. 388,691**  
[45] **Date of Patent: \*\*Jan. 6, 1998**

[54] **SUCTION CUP**

[75] **Inventor: William E. Adams, Portersville, Pa.**

[73] **Assignee: Adams Mfg., Portersville, Pa.**

[\*\*] **Term: 14 Years**

[21] **Appl. No.: 57,983**

[22] **Filed: Aug. 6, 1996**

[51] **LOC (6) Cl. .... 08-05**

[52] **U.S. Cl. .... D8/354**

[58] **Field of Search ..... D8/349, 354; 248/205.3,  
248/205.5, 206.1, 206.2**

[56] **References Cited**

**U.S. PATENT DOCUMENTS**

D. 302,107	7/1989	Adams	.....	D8/354
D. 332,390	1/1993	Adams	.....	D8/373
D. 345,903	4/1994	Adams et al.	.....	D8/349
4,919,986	4/1990	Lay et al.	.....	248/205.5 X
5,029,786	7/1991	Wu	.....	248/205.7
5,110,078	5/1992	Gary	.....	248/206.2
5,176,346	1/1993	Liu	.....	248/206.1

**FOREIGN PATENT DOCUMENTS**

699748 11/1953 United Kingdom .  
920290 3/1963 United Kingdom .

**OTHER PUBLICATIONS**

1971 Price List of William B. Ridrow, Inc.  
Shia Deng Enterprises, Inc., 1993 advertisement.  
Japanese Catalogue.

*Primary Examiner*—Holly Baynham  
*Attorney, Agent, or Firm*—Buchanan Ingersoll, P.C.

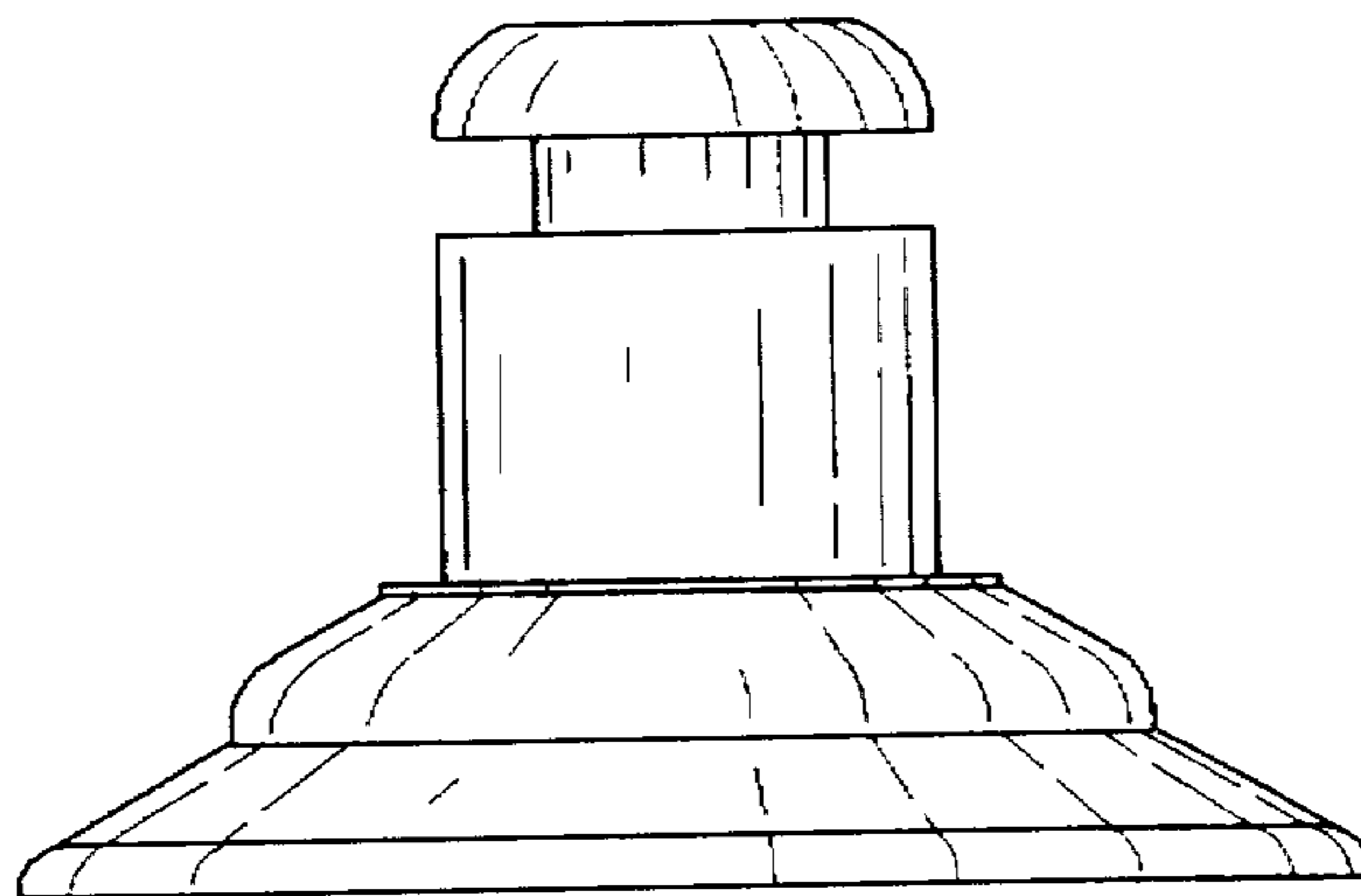
[57] **CLAIM**

An ornamental design for a suction cup, as shown and described.

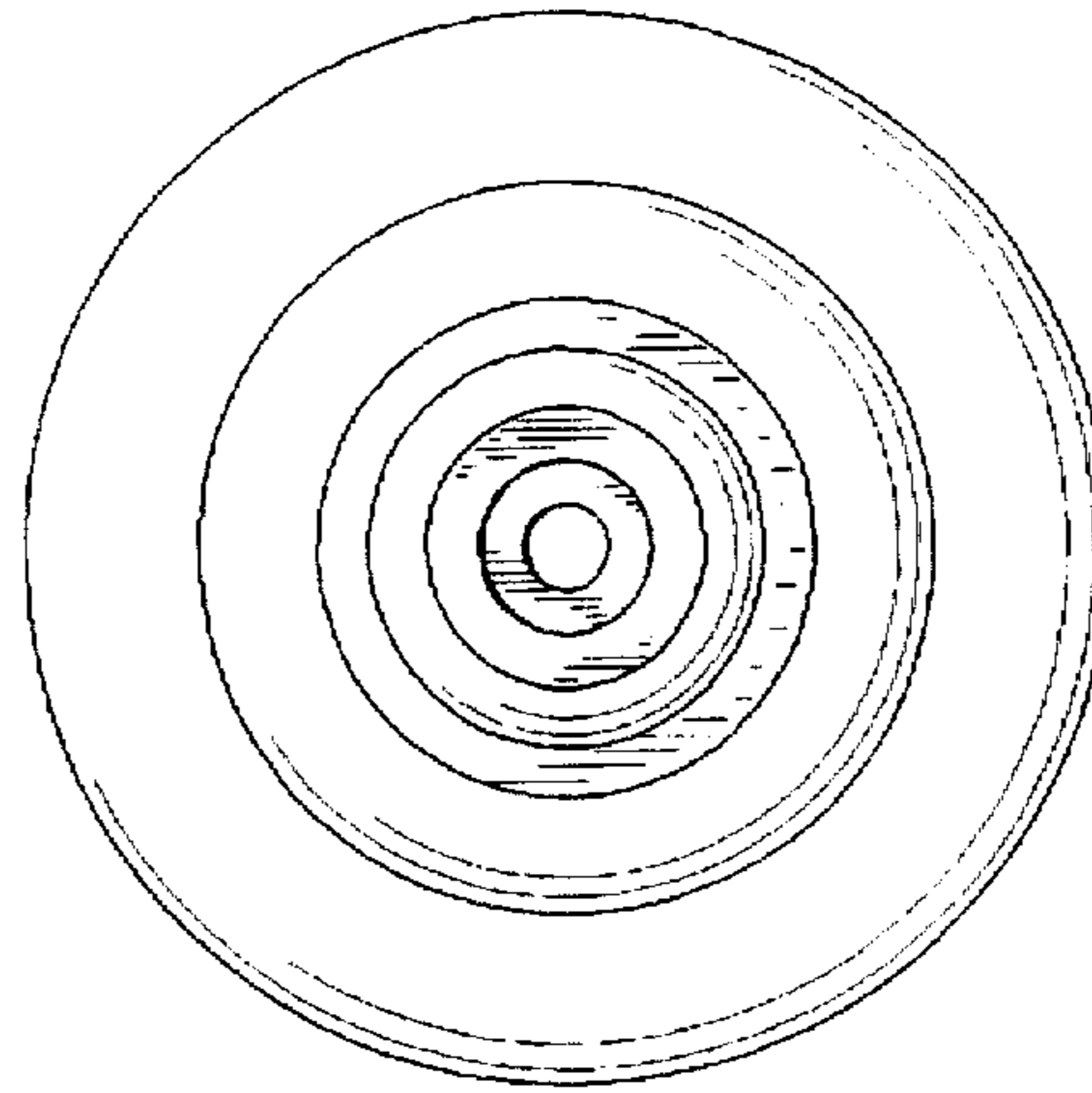
**DESCRIPTION**

FIG. 1 is a top view of my suction cup;  
FIG. 2 is a side view of my suction cup with the opposite and adjacent sides being identical in appearance; and,  
FIG. 3 is a bottom view of my suction cup.

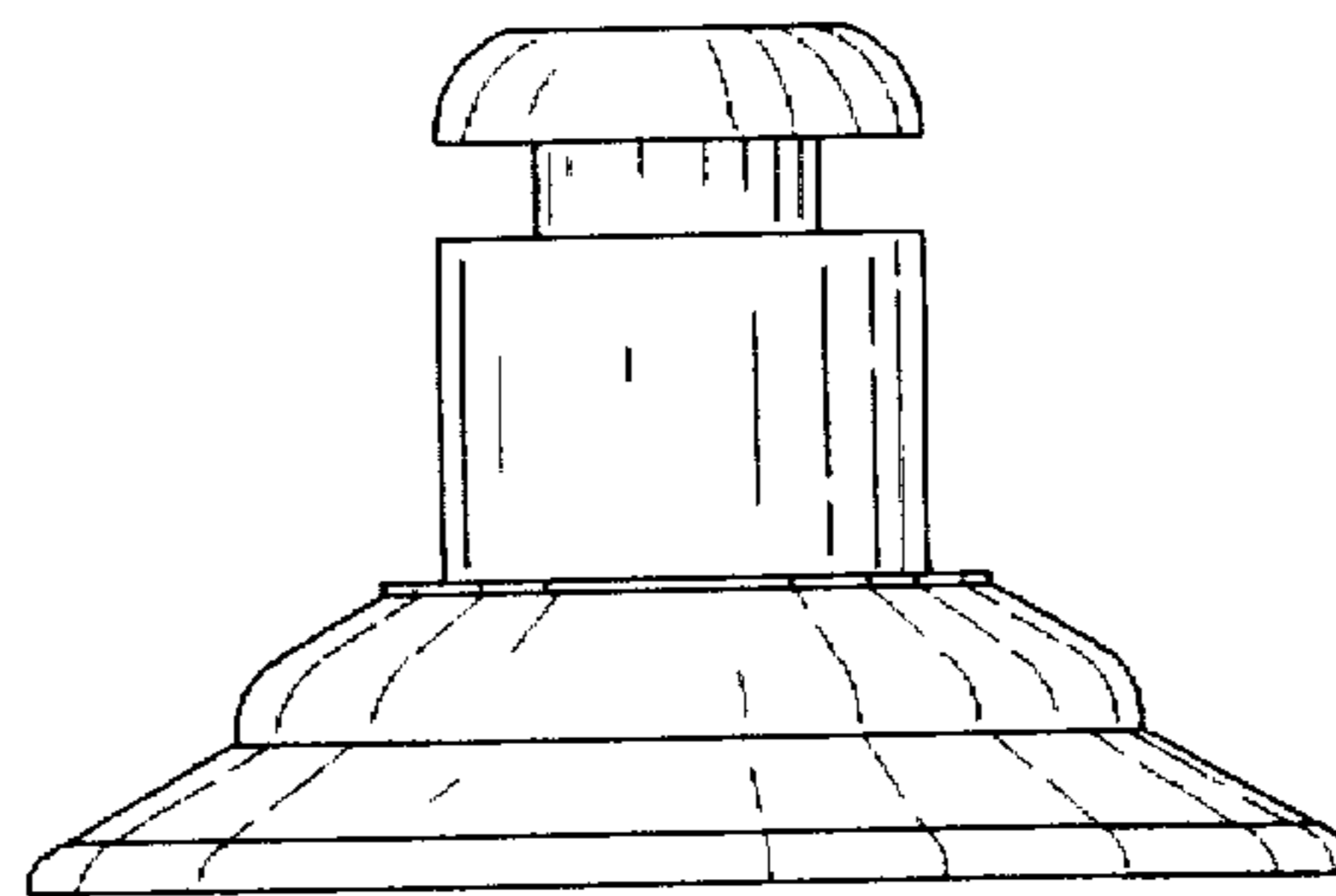
**1 Claim, 1 Drawing Sheet**



*Fig.1.*



*Fig.2.*



*Fig.3.*

