



US00D388687S

**United States Patent** [19]  
**Chen**

[11] **Patent Number: Des. 388,687**  
[45] **Date of Patent: \*\*Jan. 6, 1998**

[54] **PADLOCK**

2,662,385 12/1953 Zavoico ..... 70/52  
3,952,565 4/1976 Falk ..... 70/52 X

[76] **Inventor: Cheng Fa Chen, No. 895, Sec. 1,  
Chong San Road, Da Gia Town,  
Taichung Hsien, Taiwan**

*Primary Examiner*—Brian N. Vinson  
*Attorney, Agent, or Firm*—Charles E. Baxley, Esq.

[\*\*] **Term: 14 Years**

[57] **CLAIM**

[21] **Appl. No.: 62,583**

The ornamental design for a padlock, as shown and described.

[22] **Filed: Nov. 19, 1996**

**DESCRIPTION**

[51] **LOC (6) Cl. .... 08-07**

[52] **U.S. Cl. .... D8/334**

[58] **Field of Search ..... D8/333, 334; 70/20-22,  
70/24, 27, 51-52**

FIG. 1 is a perspective view of a padlock showing my new design;

FIG. 2 is a front elevational view thereof;

FIG. 3 is a rear elevational view thereof;

FIG. 4 is a left side elevational view thereof;

FIG. 5 is a right side elevational view thereof;

FIG. 6 is a top plan view thereof; and,


FIG. 7 is a bottom plan view thereof.

[56] **References Cited**

**U.S. PATENT DOCUMENTS**

D. 020,016 7/1890 Jackson ..... D8/334  
D. 137,275 2/1944 Muller-Munk ..... D8/334  
D. 316,995 5/1991 Goida et al. .... D8/334

**1 Claim, 1 Drawing Sheet**



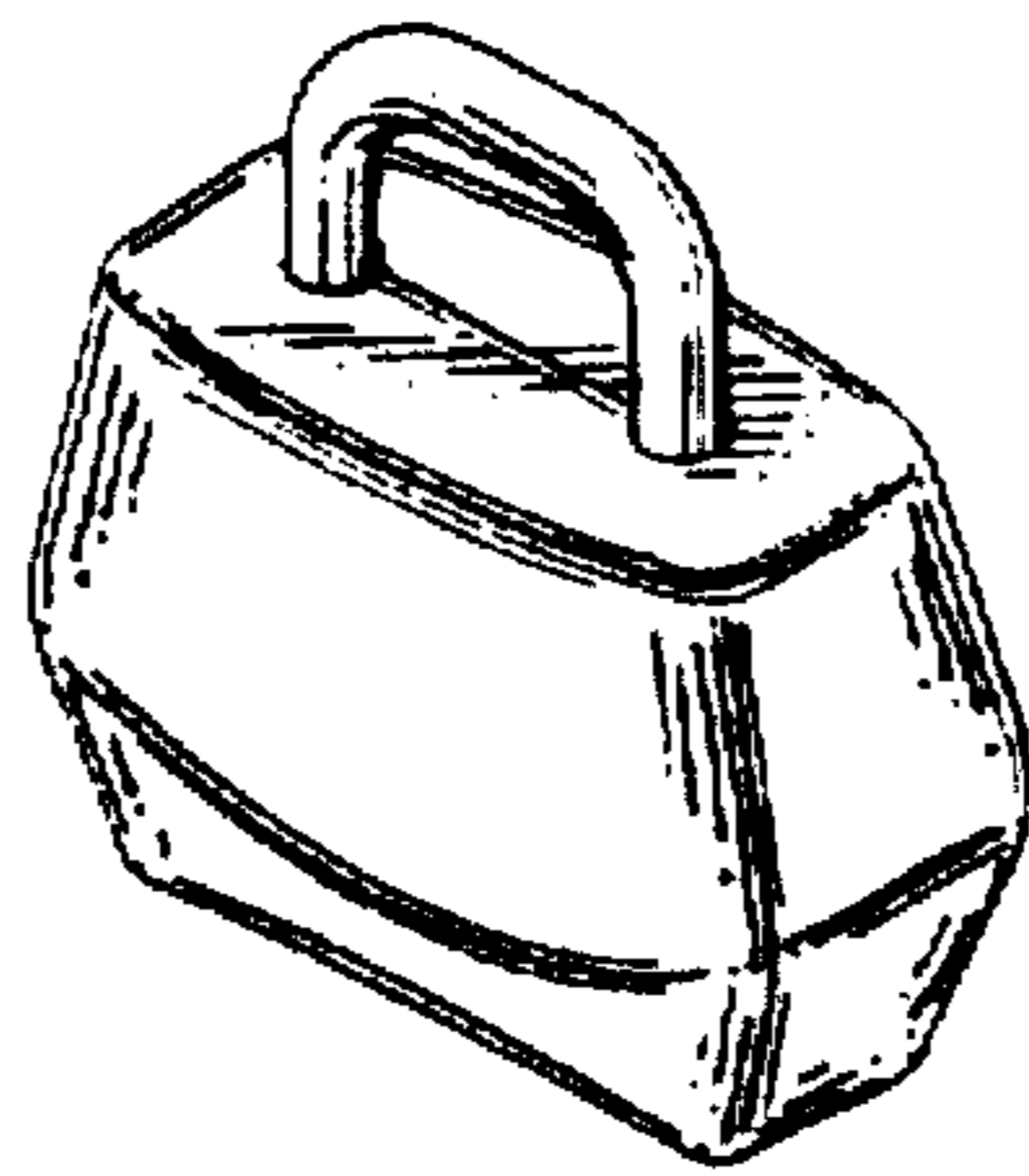


FIG. 1




FIG. 2




FIG. 3



FIG. 4



FIG. 5




FIG. 6

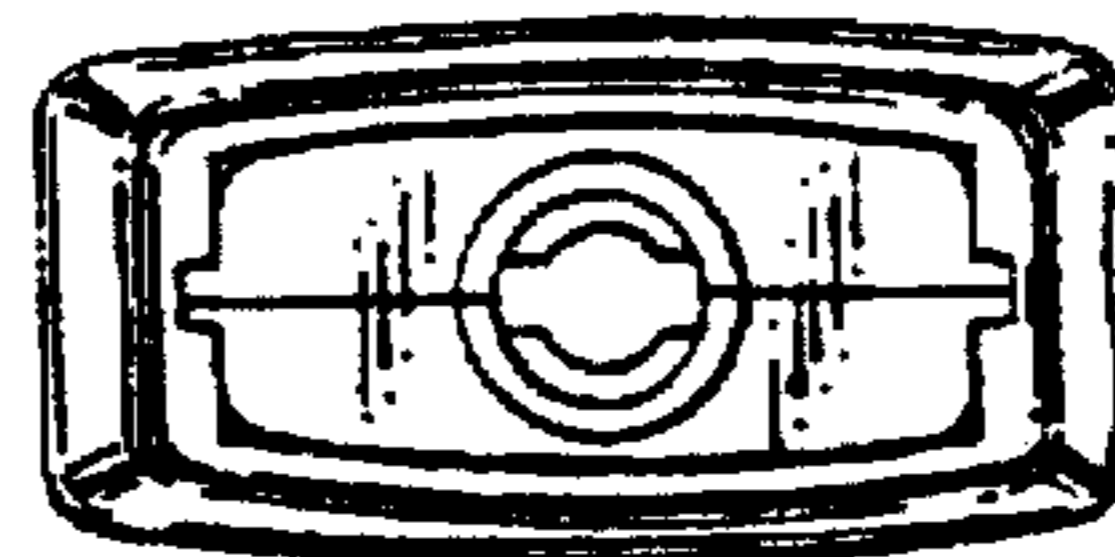


FIG. 7