



US00D388683S

United States Patent [19] Augustin

[11] Patent Number: **Des. 388,683**
[45] Date of Patent: ****Jan. 6, 1998**

[54] **CUTTER ASSEMBLY**

[76] Inventor: **Georg Augustin**, 41 Waldweg Dr., Sparrowbush, N.Y. 12780

[**] Term: **14 Years**

[21] Appl. No.: **55,780**

[22] Filed: **Jun. 13, 1996**

[51] LOC (6) Cl. **08-03**

[52] U.S. Cl. **D8/98**

[58] Field of Search **D8/98, 99; 30/294, 30/314, 317, 320, 337, 123, 286, 293**

[56] **References Cited**

U.S. PATENT DOCUMENTS

| | | | | |
|------------|---------|------------|-------|--------|
| D. 295,365 | 4/1988 | Freedman | | D8/98 |
| D. 298,102 | 10/1988 | Gugler | | D8/98 |
| D. 337,930 | 8/1993 | Jones, Jr. | | D8/98 |
| 4,501,069 | 2/1985 | Kohno | | 30/294 |
| 4,620,368 | 11/1986 | Bowman | | 30/294 |
| 4,713,884 | 12/1987 | Dunnagan | | 30/294 |
| 4,870,756 | 10/1989 | Burkhalter | | 30/294 |
| 5,475,928 | 12/1995 | Augustin | | 30/294 |
| 5,524,348 | 6/1996 | Tipp | | D8/98 |

Primary Examiner—Philip S. Hyder
Attorney, Agent, or Firm—Ostrolenk, Faber, Gerb & Soffen, LLP

[57] **CLAIM**

The ornamental design for a cutter assembly, as shown and described.

DESCRIPTION

FIG. 1 is a front view of a cutter assembly showing my new design;

FIG. 2 is a left side view thereof;

FIG. 3 is a right side view thereof;

FIG. 4 is a bottom view thereof;

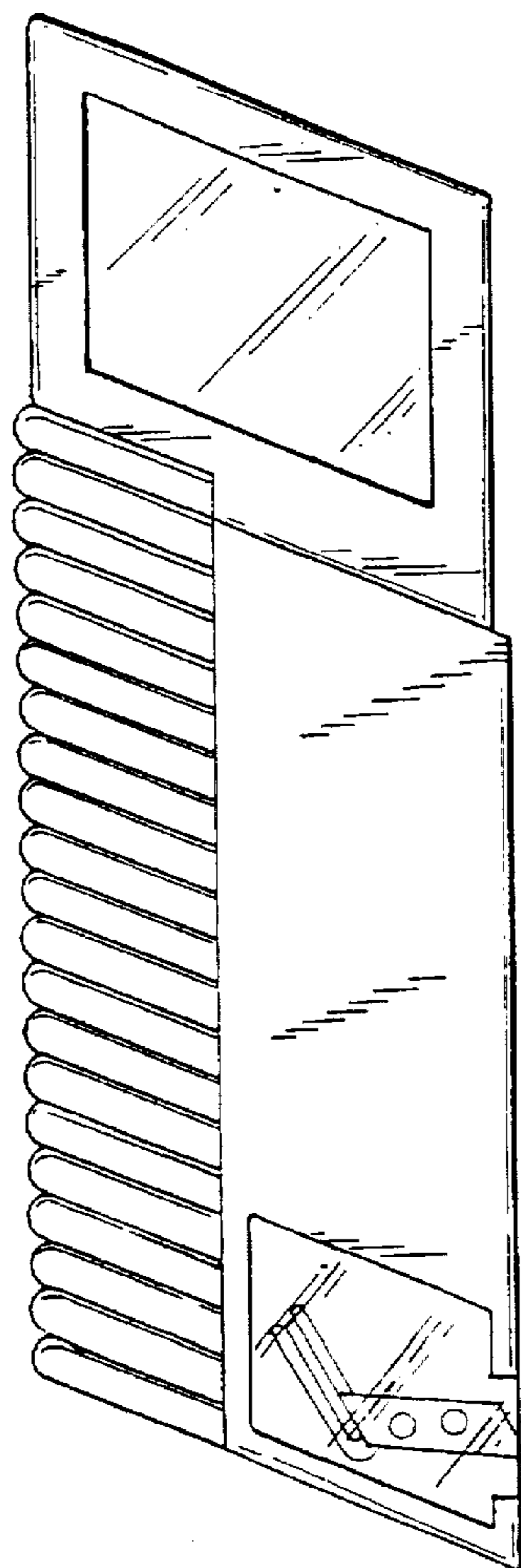
FIG. 5 is a top view thereof;

FIG. 6 is a rear view; and,

FIG. 7 is a front view of a modified embodiment thereof.

The top, bottom, and side views of the modified embodiment of the cutter assembly are identical to the corresponding views of the first embodiment, and the rear view is identical to FIG. 6 with the exception that the trapezoidal element on the left is open.

1 Claim, 3 Drawing Sheets



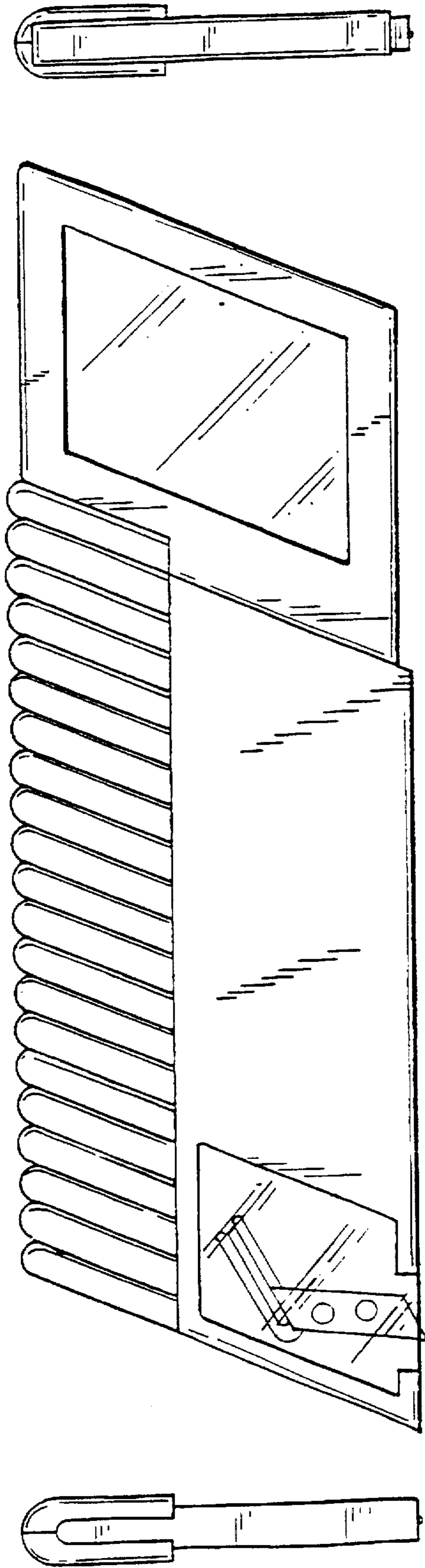


FIG. 1

FIG. 2

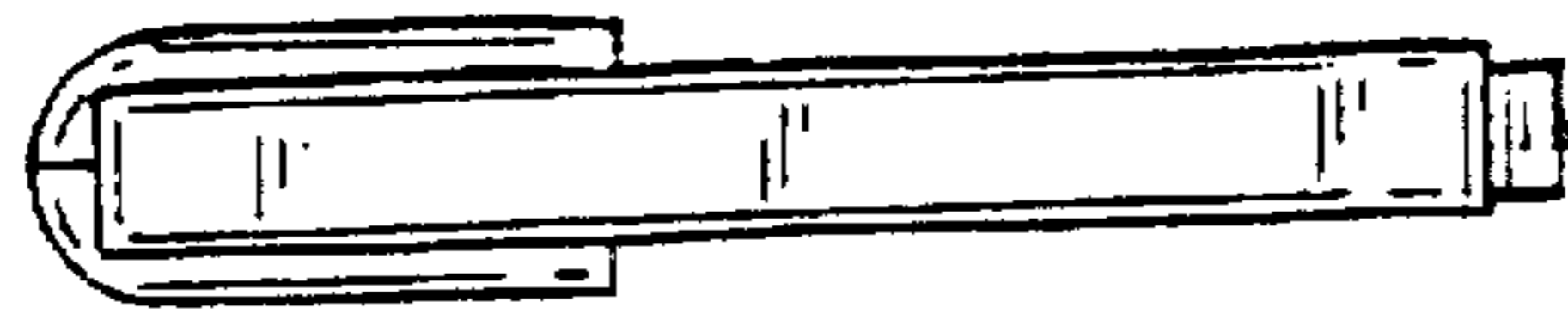


FIG. 3

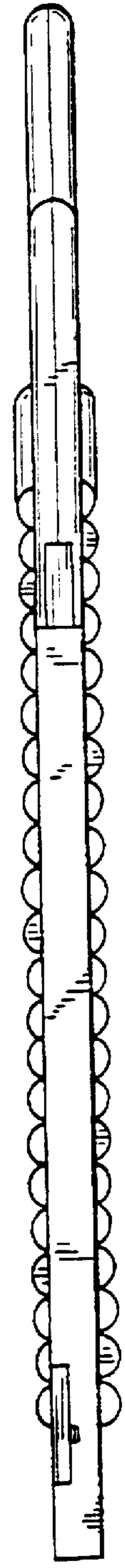


FIG. 4

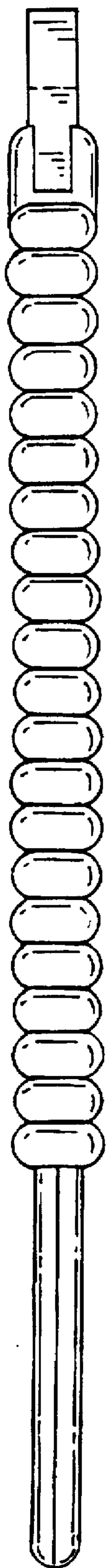


FIG. 5

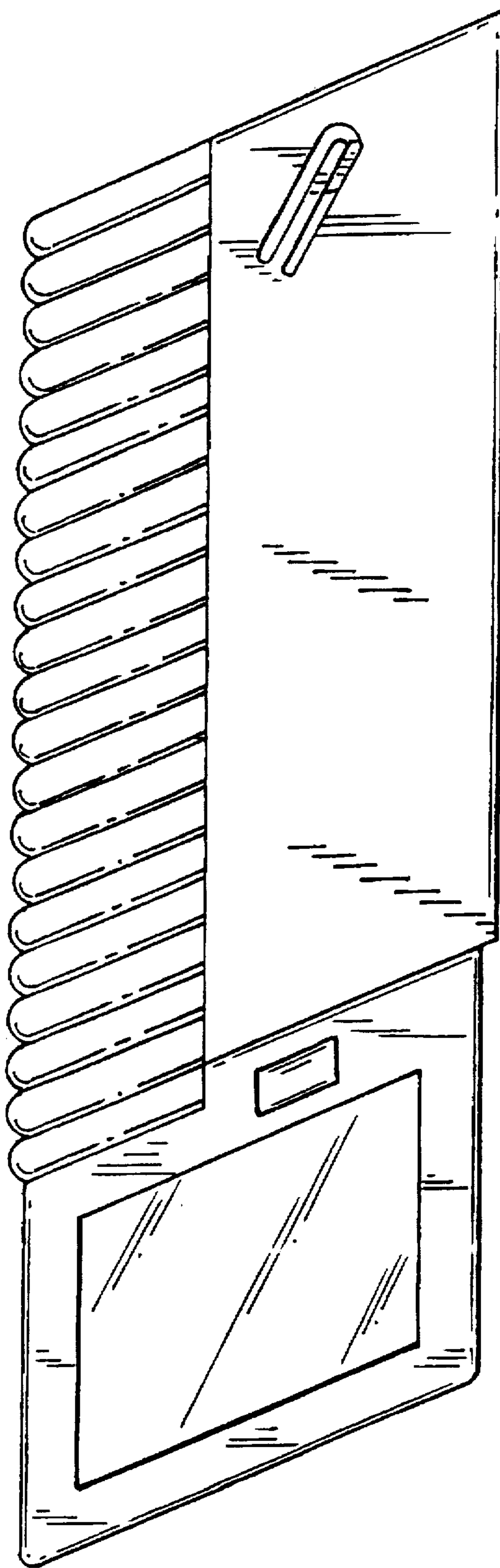


FIG. 6

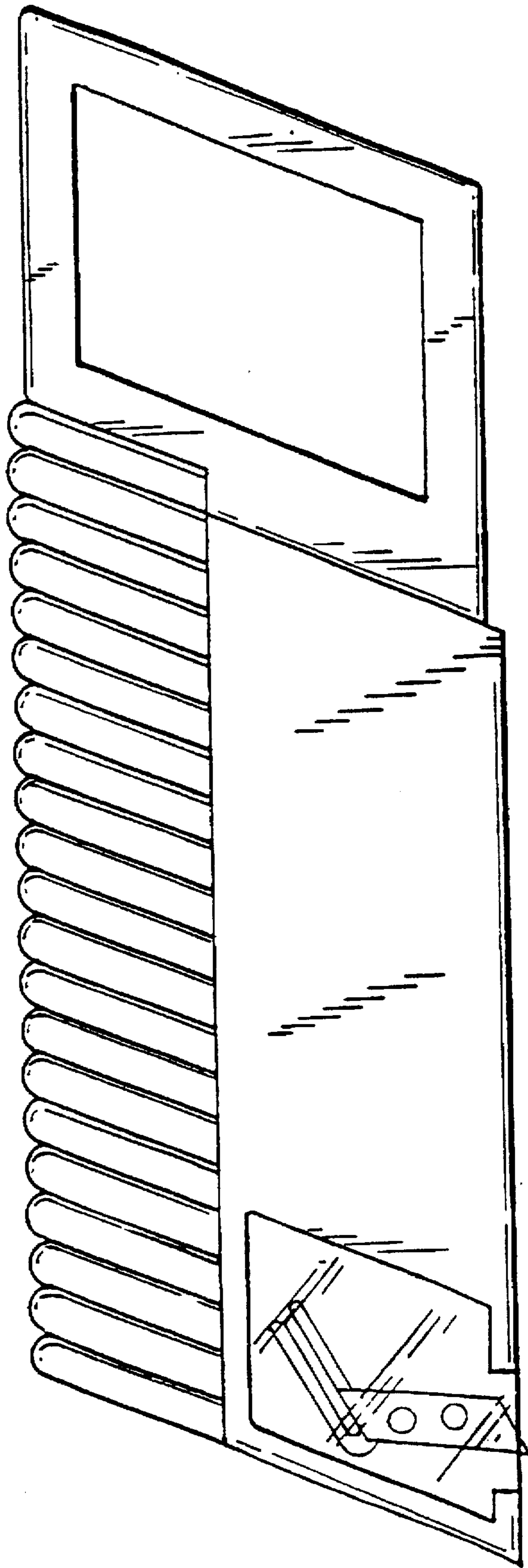


FIG. 7