



US00D388682S

United States Patent [19]
Hudson

[11] **Patent Number:** **Des. 388,682**
[45] **Date of Patent:** ****Jan. 6, 1998**

[54] **SIDE ELEMENT OF A SHOE**

[75] **Inventor:** Peter A. Hudson, Portland, Oreg.
[73] **Assignee:** Nike, Inc., Beaverton, Oreg.
[**] **Term:** 14 Years
[21] **Appl. No.:** 62,511
[22] **Filed:** Nov. 18, 1996
[51] **LOC (6) Cl.** 02-99
[52] **U.S. Cl.** D2/972
[58] **Field of Search** D2/896, 902, 907,
D2/946, 969, 972, 973; 36/114, 45, 50.1,
57, 78; 24/714.6

OTHER PUBLICATIONS

Late Spring 1997, Nike Footwear Catalog, pp. 8, 27, 33, 48, 49, 124, 125, Published Sep. 1996.
Spring 1997, Nike Footwear Catalog, pp. 25, 42, Published Jun. 1996.
Fall 1996, Nike Footwear Catalog, pp. 24, 169, Published Dec. 1995.
Late Spring 1996, Nike Footwear Catalog, pp. 5, Published Aug. 1995.
Holiday 1995, Nike Footwear Catalog, pp. 14, Published Mar. 1995.
Late Spring 1994, Nike Footwear Catalog, pp. 52, Published Sep. 1993.
Fall 1993, Nike Footwear Catalog, pp. 104, Published Dec. 1992.
Fall 1992, Nike Footwear Catalog, pp. 32, 40, Published Dec. 1991.
Fall 1991, Nike Footwear Catalog, p. 8, Published Dec. 1990.

[56] **References Cited**

U.S. PATENT DOCUMENTS

D. 226,885 5/1973 McBarron D2/907
D. 301,386 6/1989 Weiner .
D. 301,659 6/1989 Le .
D. 302,485 8/1989 Mourad et al. .
D. 314,858 2/1991 Richard et al. .
D. 347,519 6/1994 Worthington .
D. 348,561 7/1994 Lozano .
D. 352,389 11/1994 Close et al. .
D. 364,729 12/1995 Teague .
D. 368,578 4/1996 Smith .
D. 368,798 4/1996 Tong .
D. 370,554 6/1996 Greene D2/969
D. 370,994 6/1996 Avar .
D. 376,901 12/1996 Avar et al. D2/972
4,693,021 9/1987 Mazzarolo .
4,694,591 9/1987 Banich et al. .
5,371,957 12/1994 Gaudio .

Primary Examiner—Dominic Simone
Attorney, Agent, or Firm—Banner & Witcoff, Ltd.

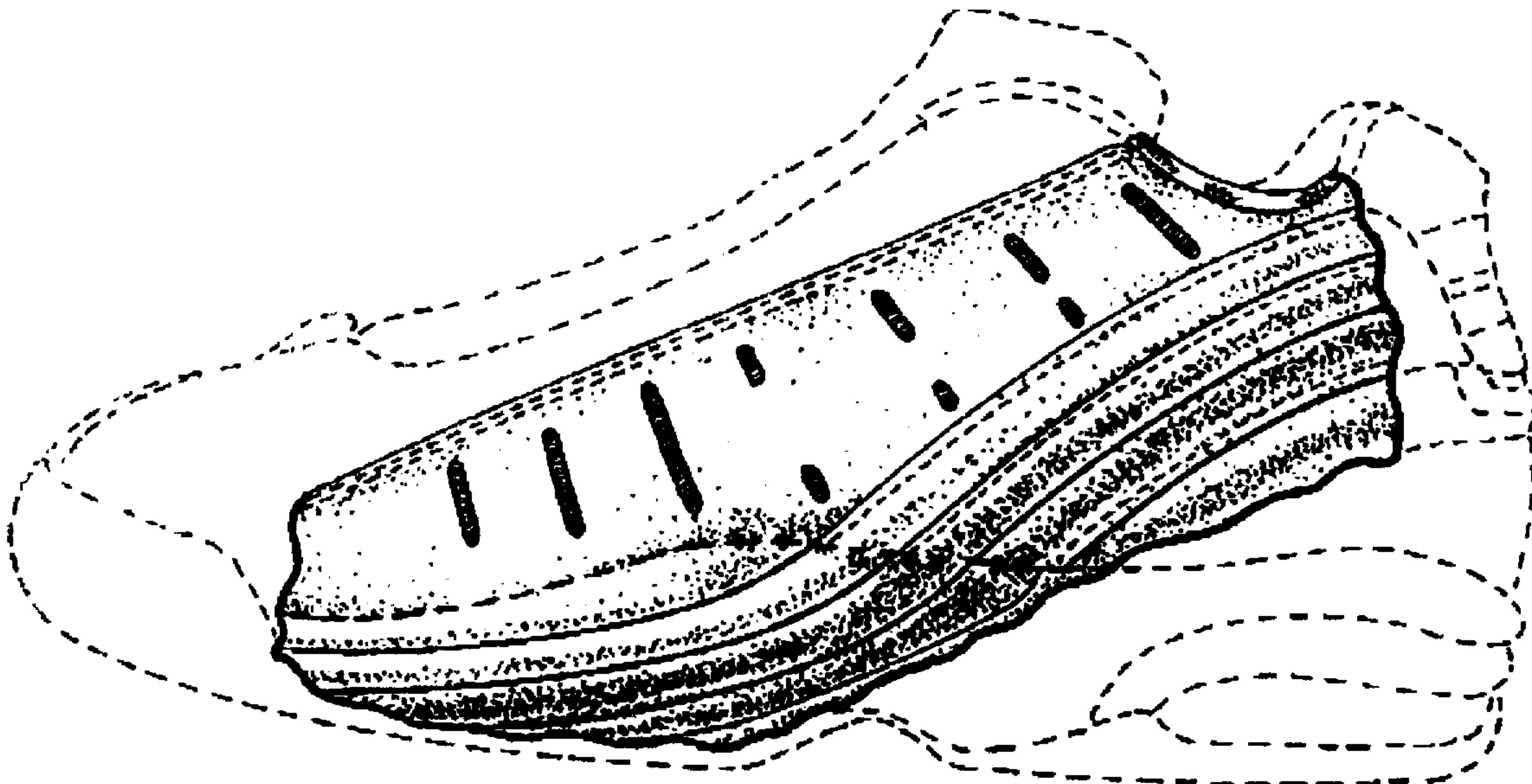
[57] **CLAIM**

The ornamental design for a side element of a shoe, as shown and described.

DESCRIPTION

FIG. 1 is a side elevational view of a side element of a shoe showing my new design;
FIG. 2 is a front view thereof;
FIG. 3 is a rear view thereof; and,
FIG. 4 is a top view thereof.

1 Claim, 2 Drawing Sheets






FIG. 1

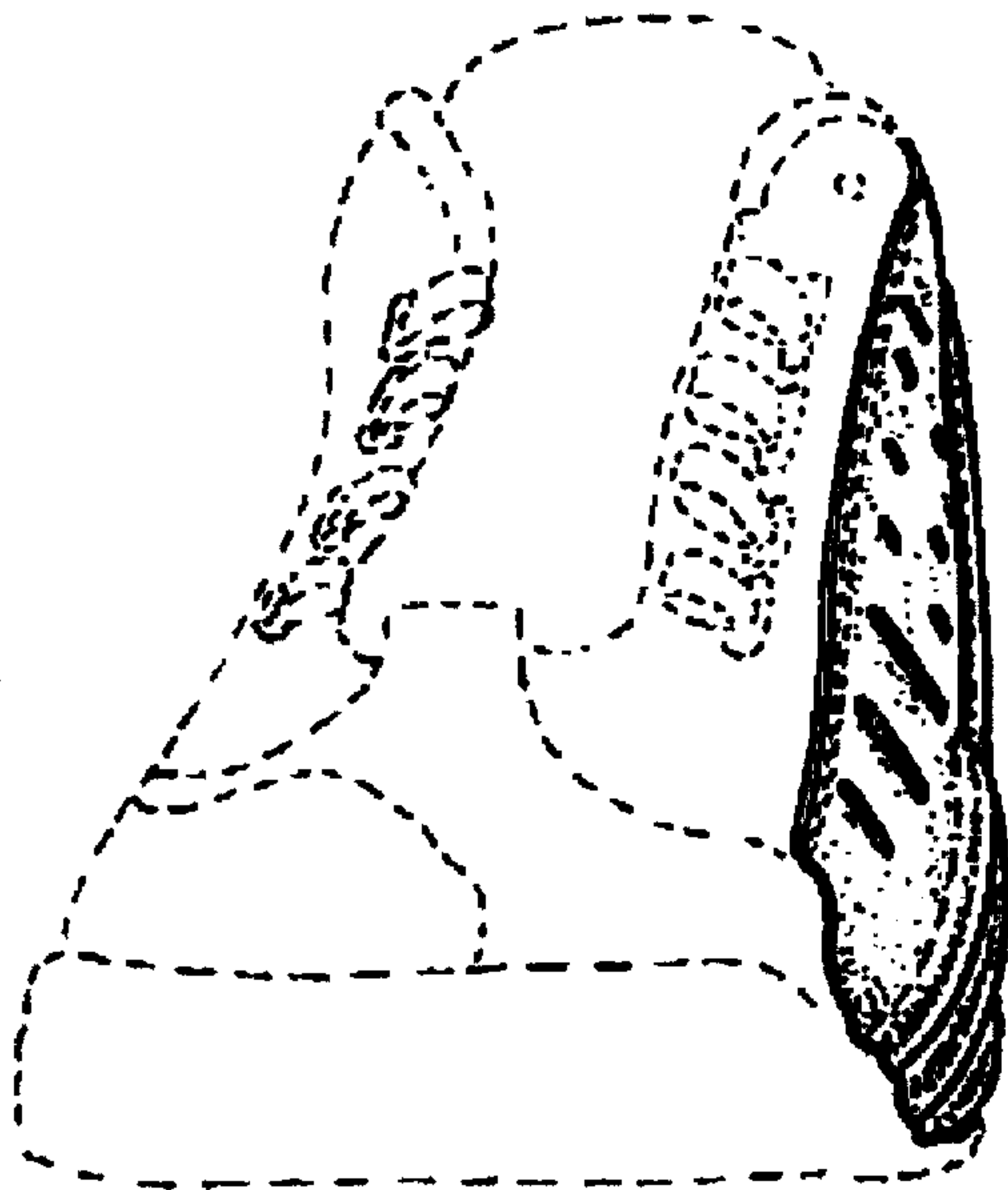


FIG. 2

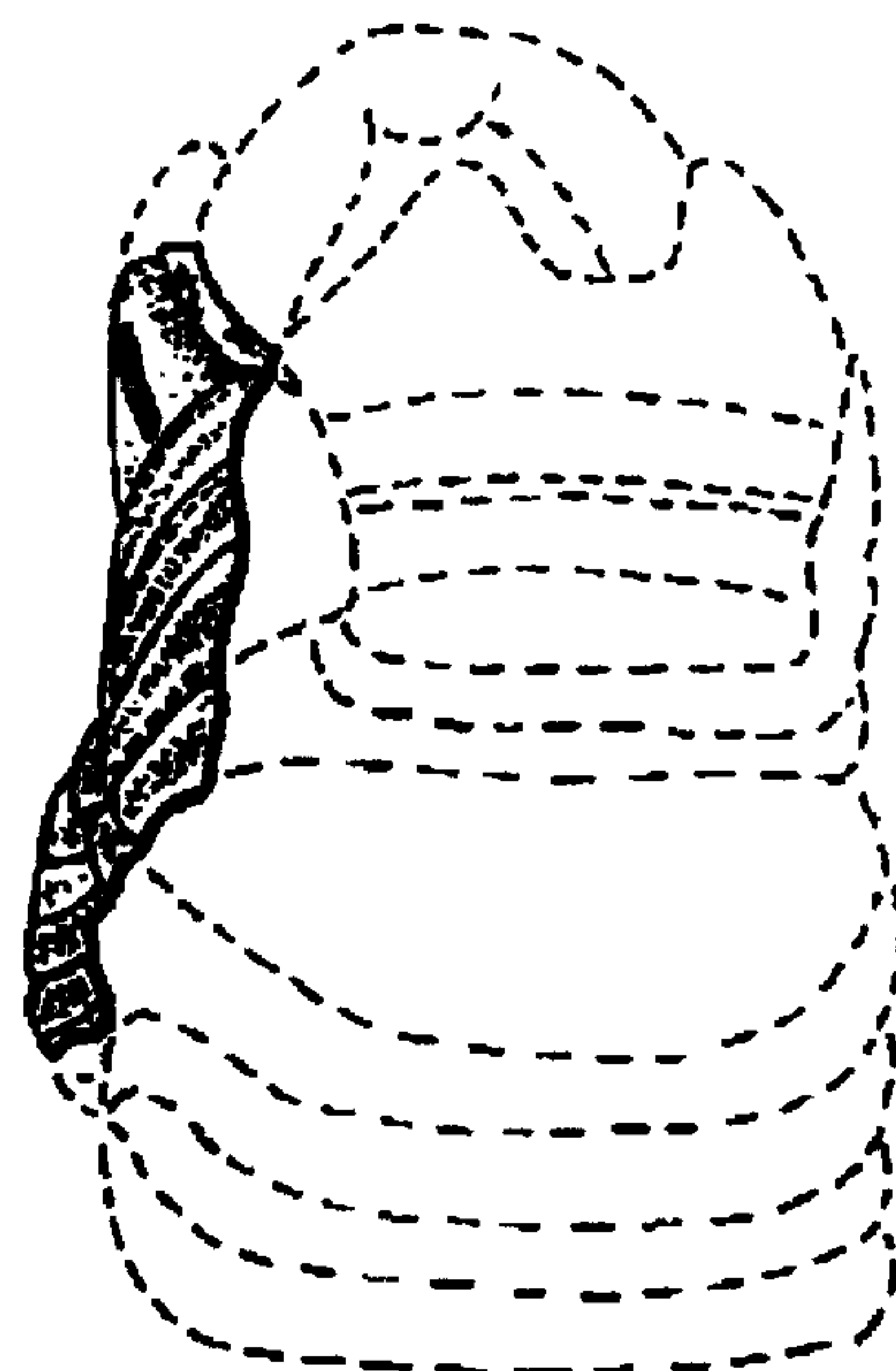


FIG. 3




FIG. 4