

US00D388669S

United States Patent [19]

Haver et al.

[11] Patent Number: Des. 388,669

[45] Date of Patent: **Jan. 6, 1998

[54] ELONGATED TOOL HANDLE

[75] Inventors: Stephen T. Haver, York; Karen A. Richwine, Mechanicsburg, both of Pa.

[73] Assignee: True Temper Hardware Company, Camp Hill, Pa.

[**] Term: 14 Years

[21] Appl. No.: 58,226

[22] Filed: Aug. 9, 1996

[51] LOC (6) Cl. 08-01

[52] U.S. Cl. D8/10; D8/107

[58] Field of Search D8/10, 107, 7, D8/9, 11; 294/49, 54.5, 55.5, 57; 16/110 R

[56] References Cited

PUBLICATIONS

Duk Shin Corporation brochure, no page number, rake handle circled in middle of page, Aug. 1995.
Hardware Age, p. 1, shovel handle, located at right of page, Oct. 1985.

Primary Examiner—Holly Baynham
Attorney, Agent, or Firm—Eckert Seamans Cherin & Mellott

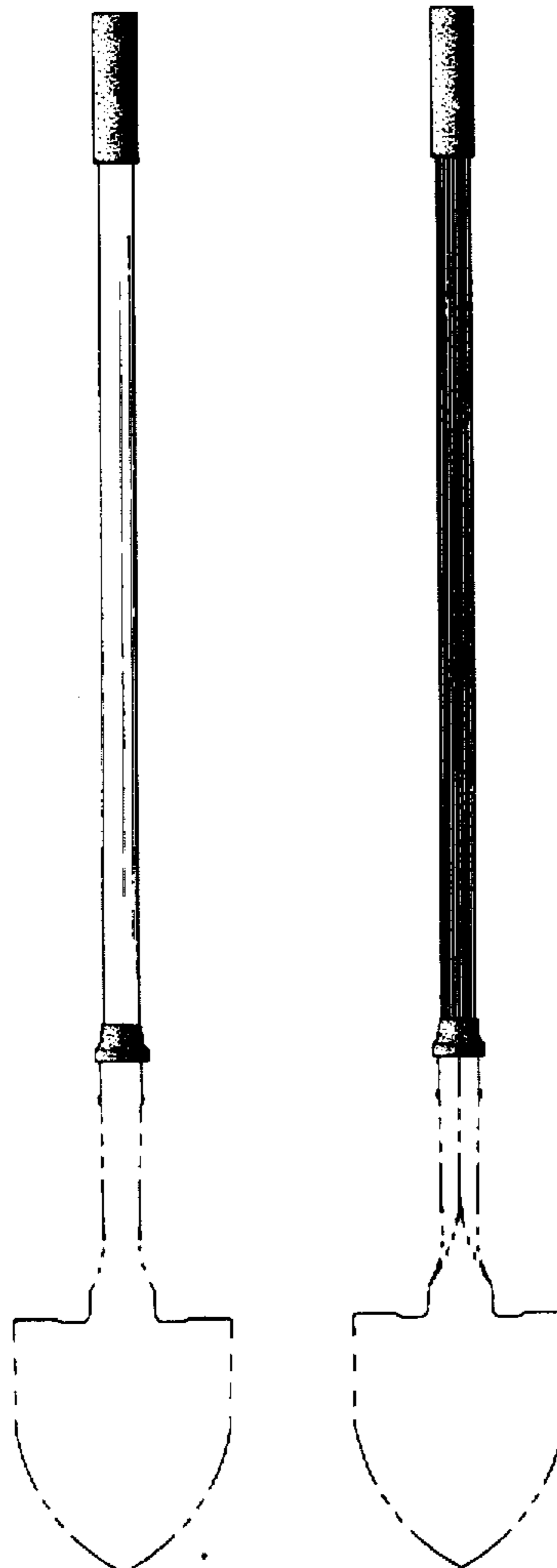
[57] CLAIM

The ornamental design of an elongated tool handle, as shown and described.

DESCRIPTION

FIG. 1 is a top plan view of an elongated tool handle according to our new design;
FIG. 2 is a bottom plan view thereof;
FIG. 3 is a front elevational view;
FIG. 4 is a rear elevational view;
FIG. 5 is a side elevational view from the right in FIG. 3, the view from the opposite side being substantially a mirror image; and,
FIG. 6 is a sectional view along line 6—6 in FIG. 5, showing the contour of the handle in the area shown.
The tool head shown in phantom lines in FIGS. 1–5 is for purposes of illustration and forms no part of the subject design.

1 Claim, 2 Drawing Sheets



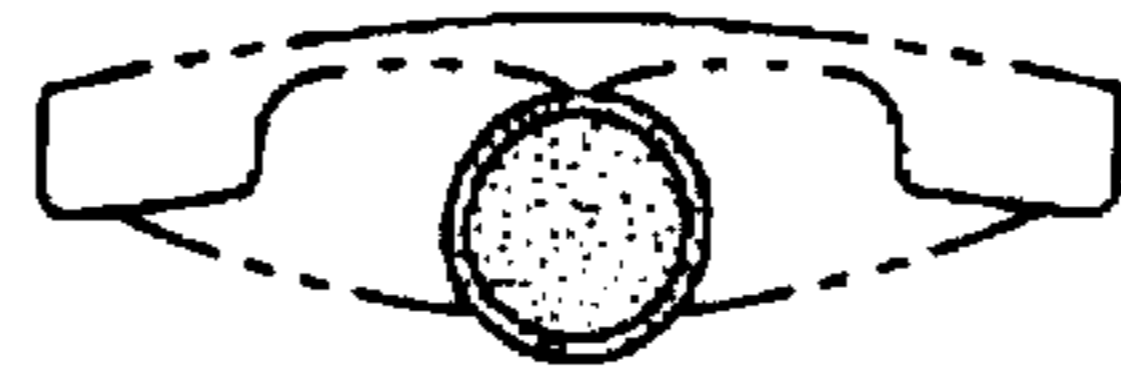


FIG. 1



FIG. 2

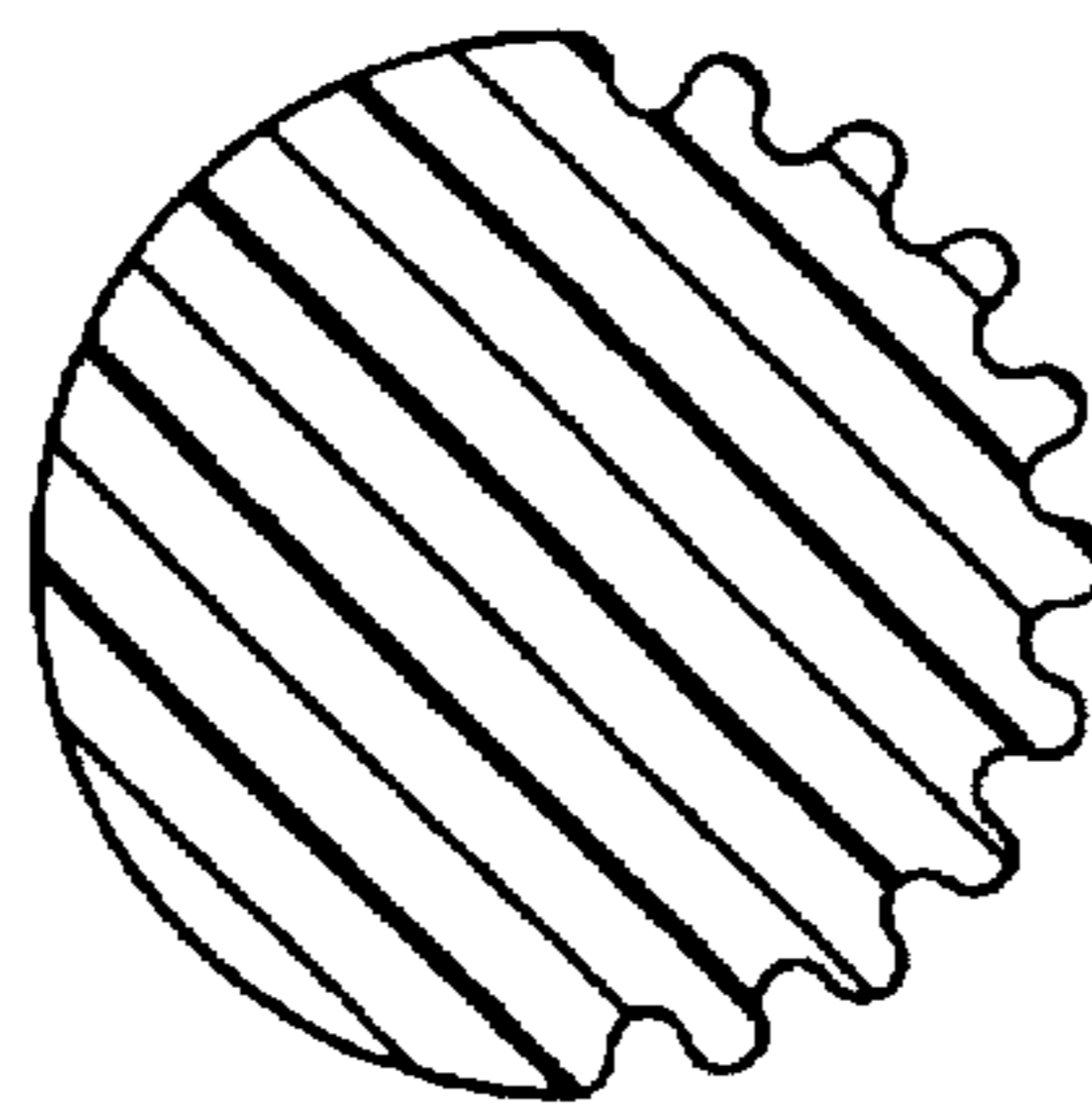


FIG. 6

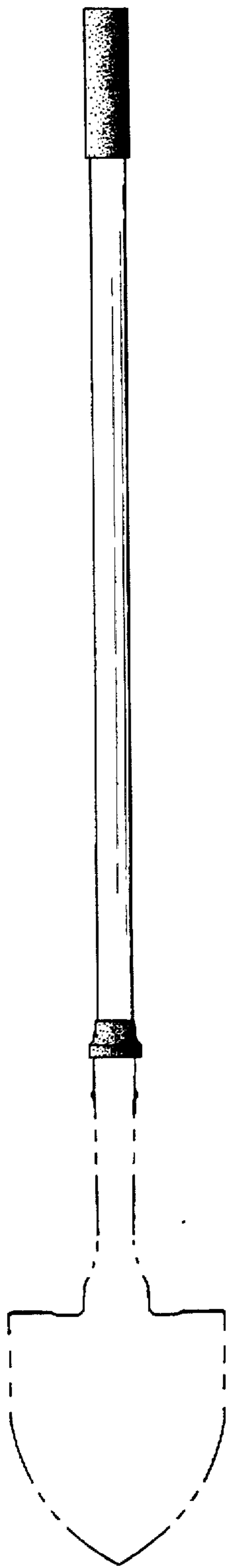


FIG. 3




FIG. 4

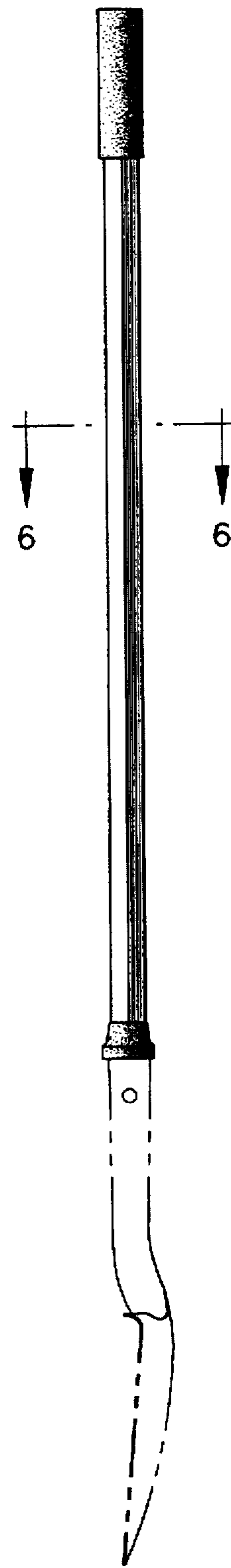


FIG. 5