



US00D388664S

United States Patent [19]

Gagnon et al.

[11] Patent Number: **Des. 388,664**

[45] Date of Patent: ****Jan. 6, 1998**

[54] **SPORK**

[76] Inventors: **Hubert Gagnon**, 308, rue du Grand-Hunier, Saint-Augustin-de-Desmaures, Quebec, Canada, G3A 2J1; **Aldo Balatti**, 382, rue du Cantonier, Saint-Augustin-de-Desmaures, Quebec, Canada, G3A 1N4

[**] Term: **14 Years**

[21] Appl. No.: **63,490**

[22] Filed: **Dec. 9, 1996**

Related U.S. Application Data

- [62] Division of Ser. No. 52,939, Apr. 10, 1996.
- [51] LOC (6) Cl. **07-03**
- [52] U.S. Cl. **D7/643**
- [58] Field of Search D7/642, 643, 645, D7/649, 653, 662, 663, 664, 401.2; 30/147-150, 322, 324

[56]

References Cited

U.S. PATENT DOCUMENTS

| | | | | |
|------------|---------|-----------|-------|--------|
| D. 188,220 | 6/1960 | Pomerantz | | D7/653 |
| D. 216,482 | 1/1970 | Wentzel | | D7/653 |
| D. 247,153 | 2/1978 | Julius | | D7/643 |
| 904,553 | 11/1908 | McCoy | | 30/149 |

OTHER PUBLICATIONS

Institutions/Volume Feeding, p. 17. Spork, Sep. 1, 1972.

Primary Examiner—Caron D. Veynar

Attorney, Agent, or Firm—Robic

[57]

CLAIM

The ornamental design for a spork, as shown and described.

DESCRIPTION

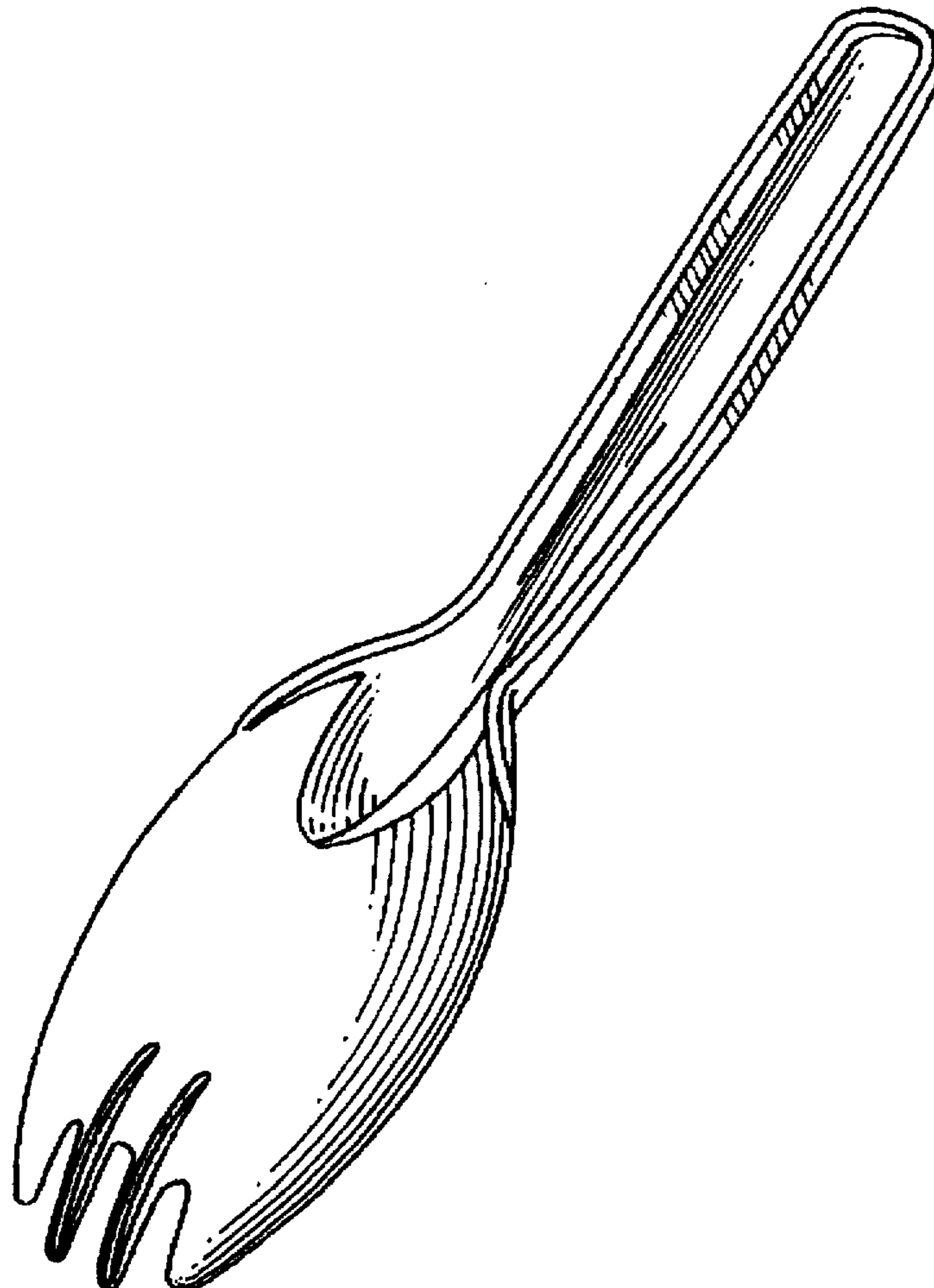
FIG. 1 is a top perspective view of a spork showing our new design;

FIG. 2 is a bottom plan view thereof;

FIG. 3 is a top plan view thereof; and,

FIG. 4 is a side elevational view thereof, the other side elevational view being a mirror copy of this side view.

1 Claim, 2 Drawing Sheets



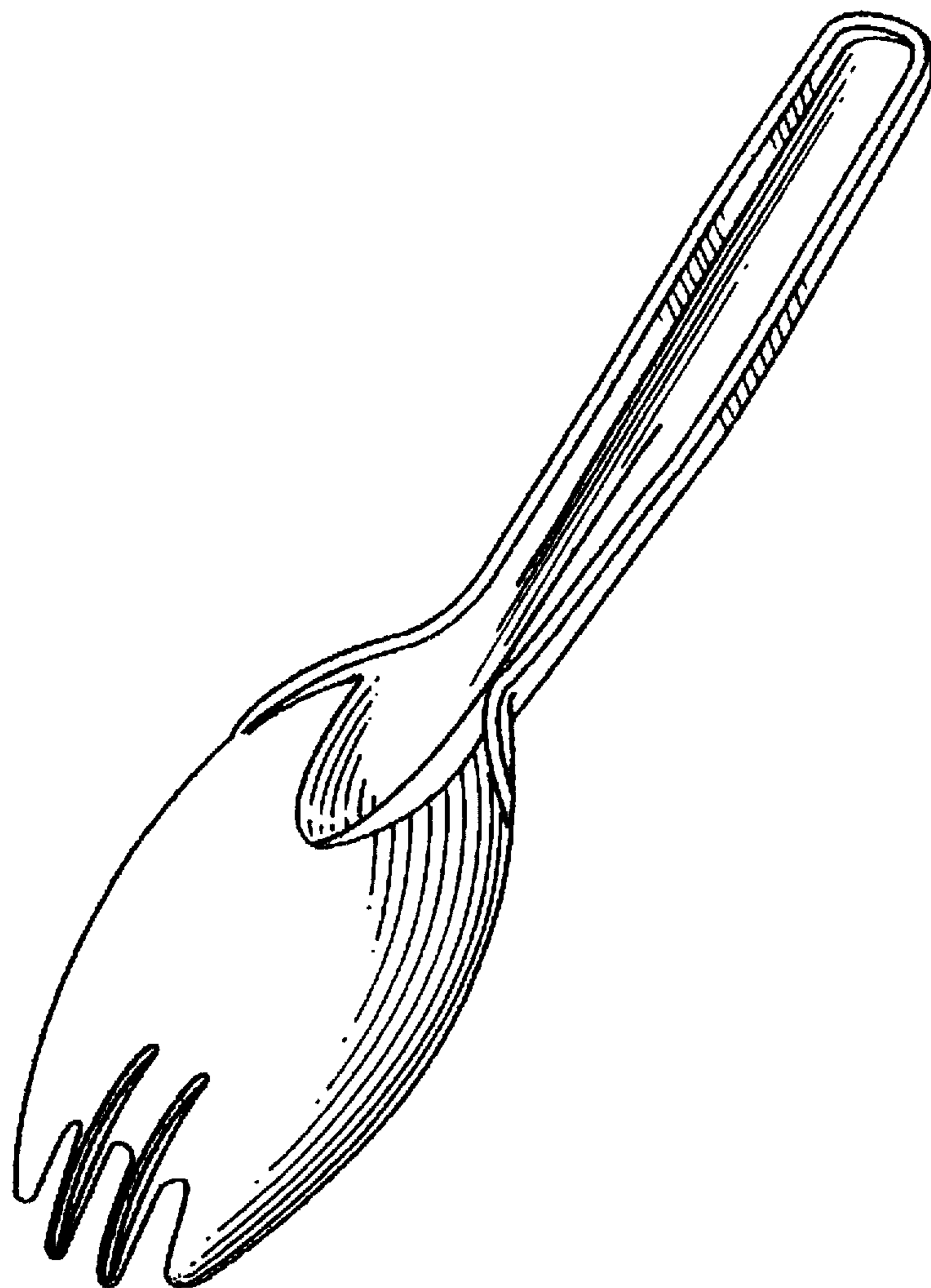


FIG. 1

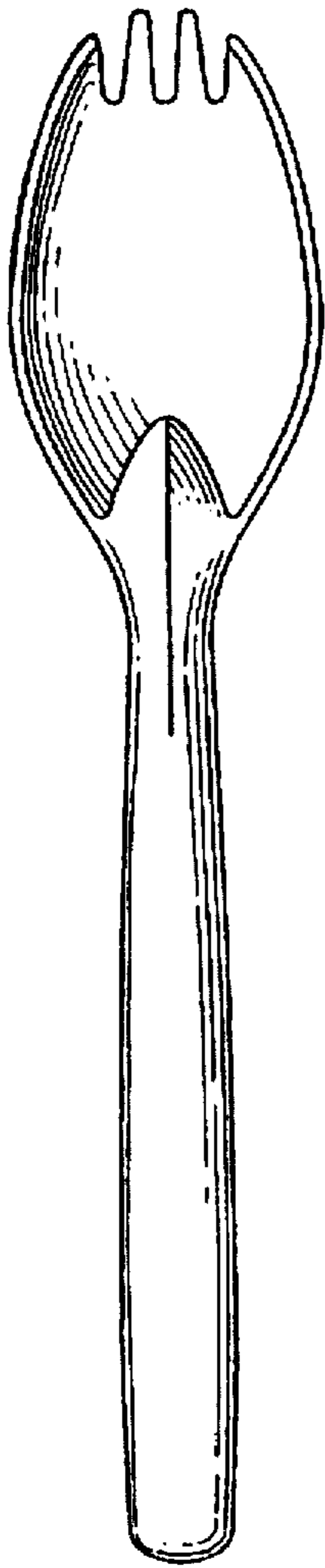


FIG. 2

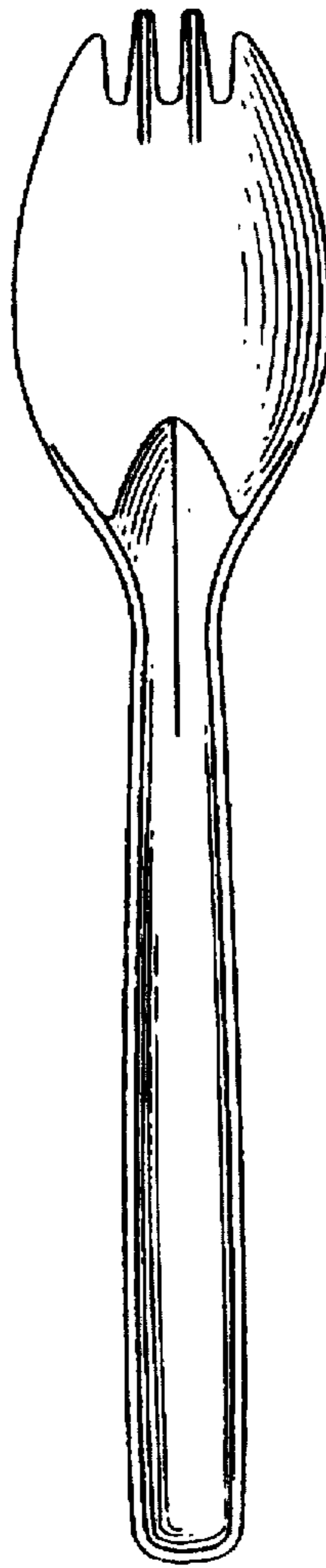


FIG. 3



FIG. 4