



US00D388659S

# United States Patent [19]

Doyle et al.

[11] Patent Number: **Des. 388,659**

[45] Date of Patent: **\*\*Jan. 6, 1998**

[54] **COMBINED HEAT TRANSFER PAD AND BURNER COVER**

[76] Inventors: **James M. Doyle; Sandra M. Oakley**, both of 339 Pawtucket Blvd., Unit 10, Lowell, Mass. 01854

[\*\*] Term: **14 Years**

[21] Appl. No.: **52,065**

[22] Filed: **Mar. 22, 1996**

[51] LOC (6) Cl. .... **07-02**

[52] U.S. Cl. .... **D7/407**

[58] Field of Search ..... D7/402, 407-409; 126/211, 214 A, 214 B, 214 C, 214 D, 220, 221, 400, 39 E, 39 H

[56] **References Cited**

**U.S. PATENT DOCUMENTS**

- D. 252,156 6/1979 Tabony et al. .... D7/402
- D. 357,385 4/1995 Addison et al. .... D7/407

- D. 374,378 10/1996 Hyden et al. .... D7/402
- 1,465,133 8/1923 Hubbard ..... D7/407
- 1,566,185 12/1925 Elmgren ..... D7/407
- 1,922,420 8/1933 Coulston ..... D7/407
- 2,799,268 7/1957 Graffam ..... D7/407
- 4,858,590 8/1989 Bailey ..... D7/407
- 5,365,833 11/1994 Chen ..... 26/273 R

*Primary Examiner*—Ruth McInroy  
*Attorney, Agent, or Firm*—Harold H. Dutton, Jr.

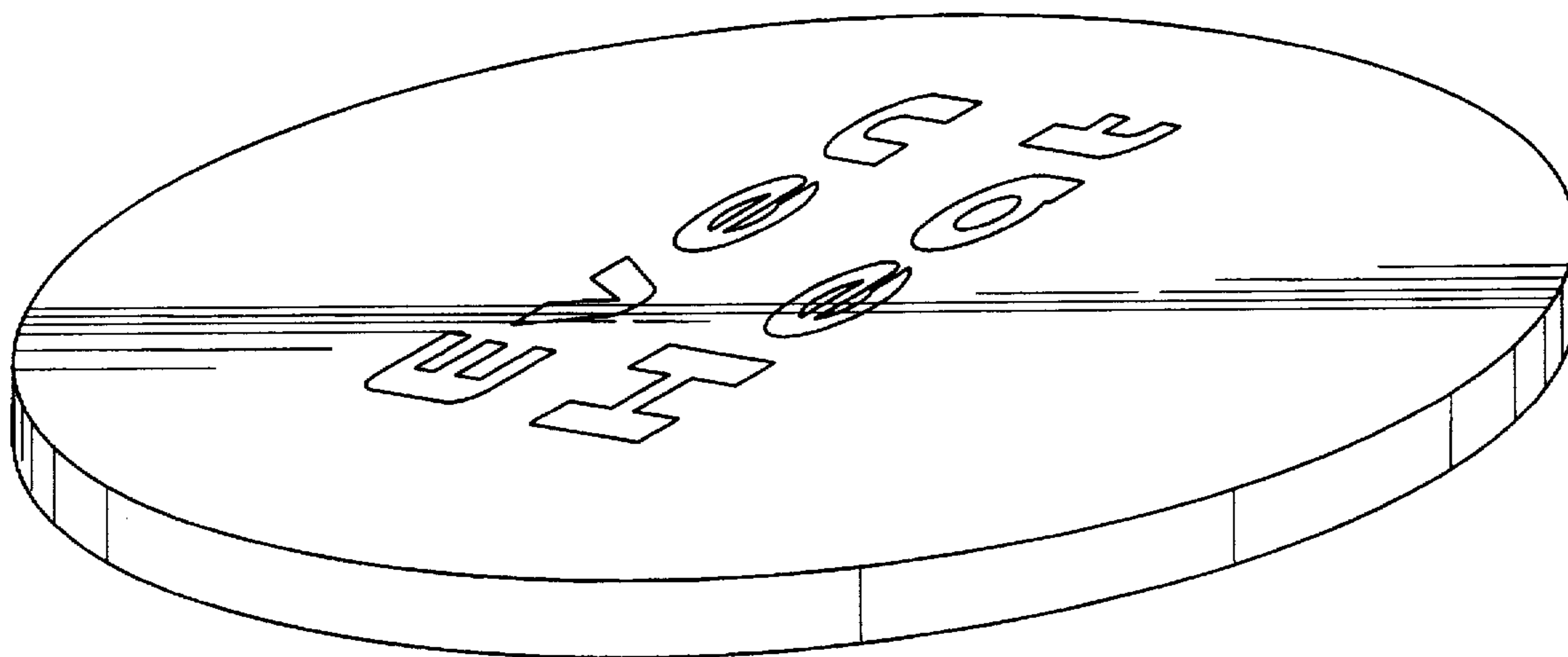
[57] **CLAIM**

The ornamental design for a combined heat transfer pad and burner cover, as shown and described.

**DESCRIPTION**

FIG. 1 is a perspective view of a combined heat transfer pad and burner cover showing our new design; FIG. 2 is a bottom view thereof; and, FIG. 3 is a side view thereof, all other side views being a mirror image.

**1 Claim, 2 Drawing Sheets**



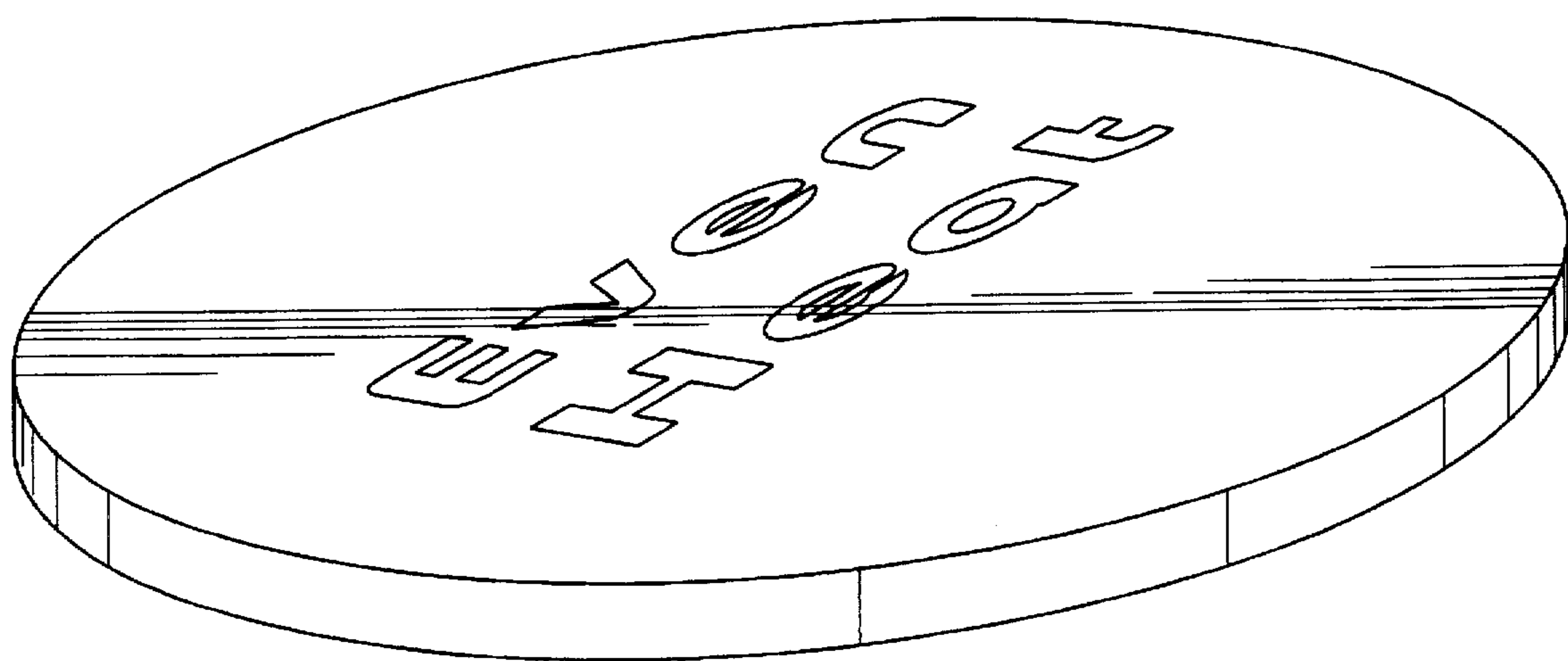


FIG. 1

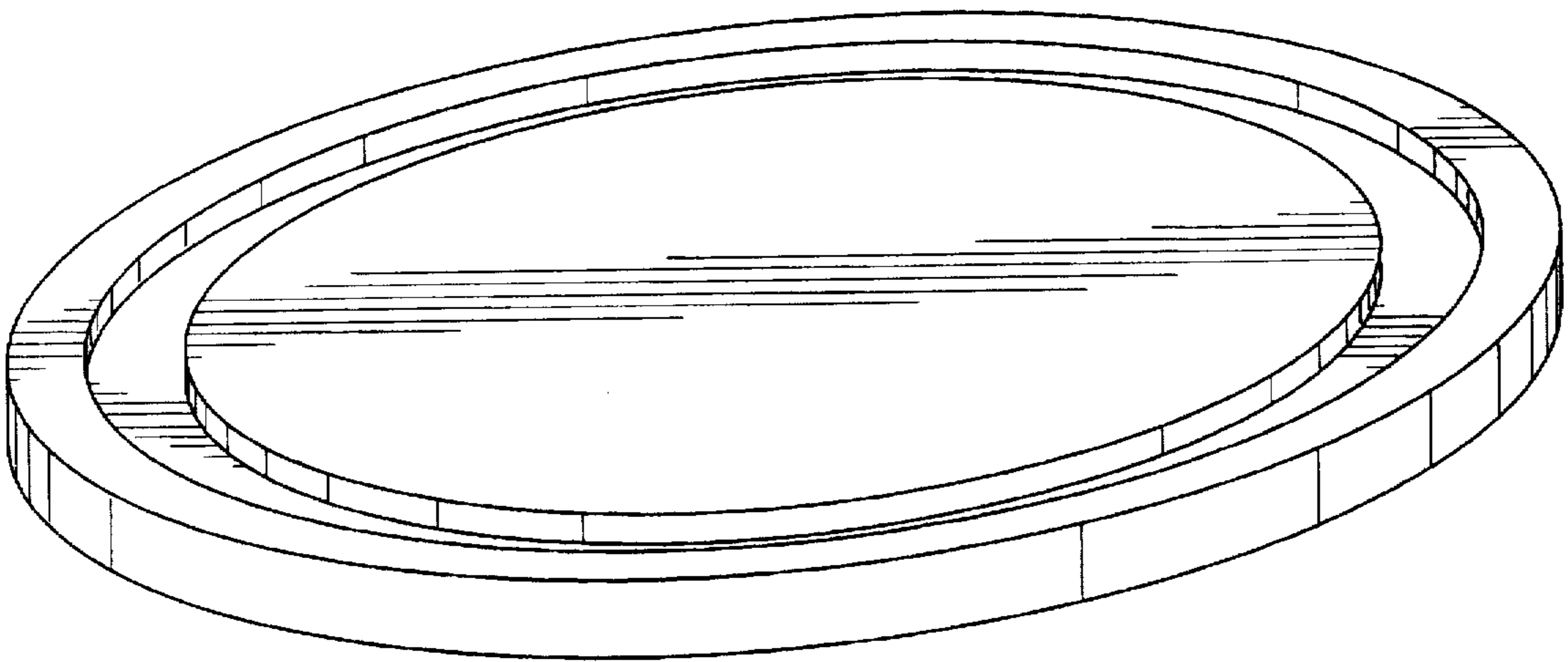


FIG. 2




FIG. 3