



US00D388647S

United States Patent [19]
Odell

[11] **Patent Number:** **Des. 388,647**
[45] **Date of Patent:** ****Jan. 6, 1998**

[54] **SIDEWALK MAT**

[76] **Inventor:** **Colin R. Odell, 4323 Murdock Mill Rd. NW., Washington, D.C. 20016**

[**] **Term:** **14 Years**

[21] **Appl. No.:** **66,547**

[22] **Filed:** **Feb. 14, 1997**

[51] **LOC (6) Cl.** **06-11**

[52] **U.S. Cl.** **D6/583; D10/109**

[58] **Field of Search** **D6/582-585; D12/203; D23/303-310; 4/300, 300.3, 301, 251.1, 293, 583, 581, 582; 15/215-217; 296/97.23; D25/69; D32/57; D7/388; 428/81, 98; 280/169; D10/109**

[56] **References Cited**

U.S. PATENT DOCUMENTS

D. 64,949	6/1924	Bremer	D12/203
D. 85,859	12/1931	Capouch	D6/583
D. 200,524	3/1965	Narens	D6/583
D. 259,608	6/1981	Stairs, Jr. et al.	D6/583
D. 345,878	4/1994	Garon	D6/583

Primary Examiner—James Gandy
Assistant Examiner—Linda Brooks

[57] **CLAIM**

The ornamental design for a sidewalk mat, as shown and described.

DESCRIPTION

FIG. 1 is a top plan view of the sidewalk mat of the present invention;
FIG. 2 is a bottom plan view of the sidewalk mat of FIG. 1;
FIG. 3 is a left side elevation view of the sidewalk mat of FIG. 1;
FIG. 4 is a right side elevation view of the sidewalk mat of FIG. 1;
FIG. 5 is a front elevation view of the sidewalk mat of FIG. 1;
FIG. 6 is a back elevation view of the sidewalk mat of FIG. 1; and,
FIG. 7 is a top, front, and right side perspective view of the sidewalk mat of FIG. 1, with a sidewalk shown in broken lines for purposes of illustration only and forming no part of the claimed design.

1 Claim, 3 Drawing Sheets

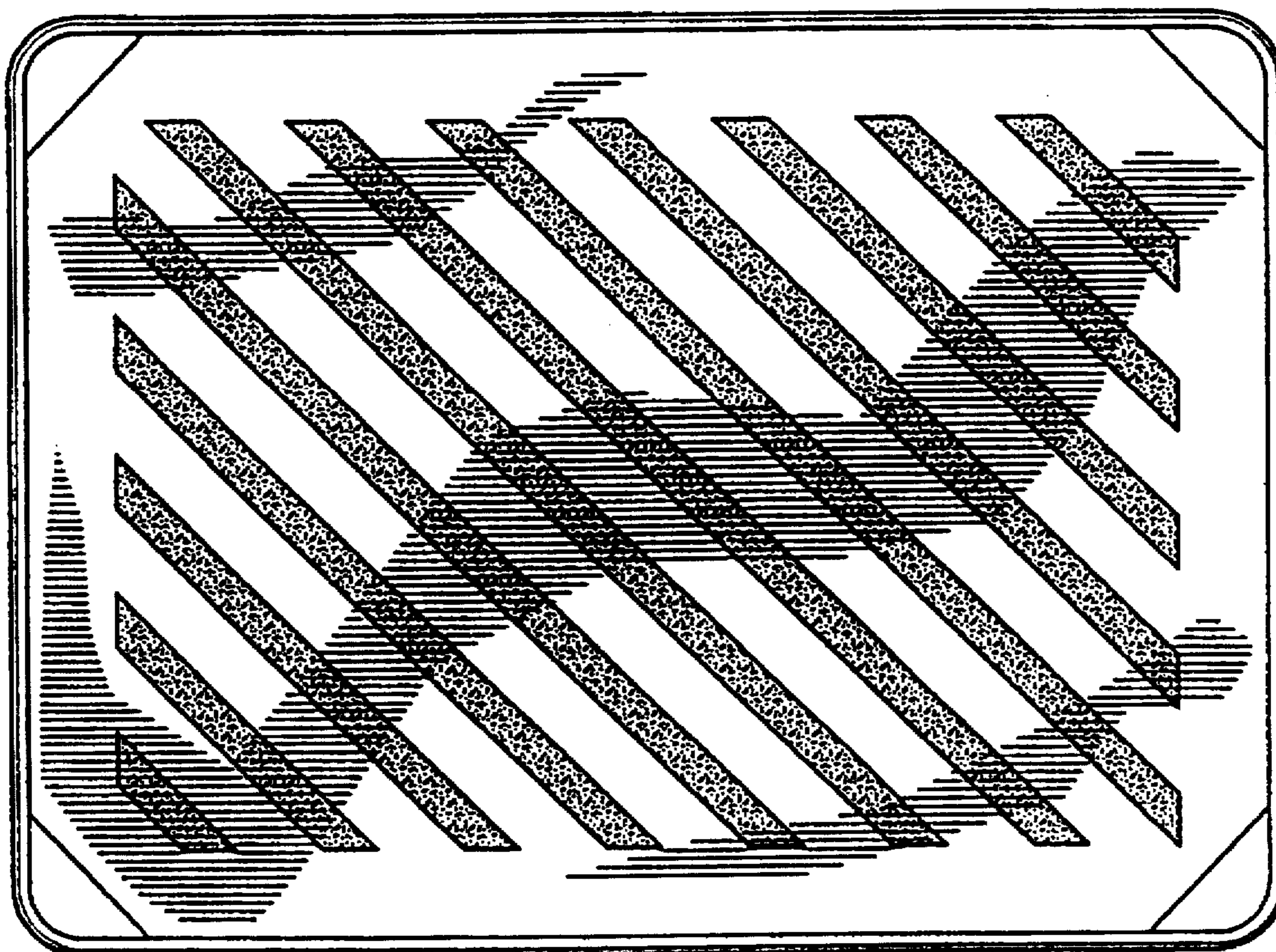


FIG. 1




FIG. 2

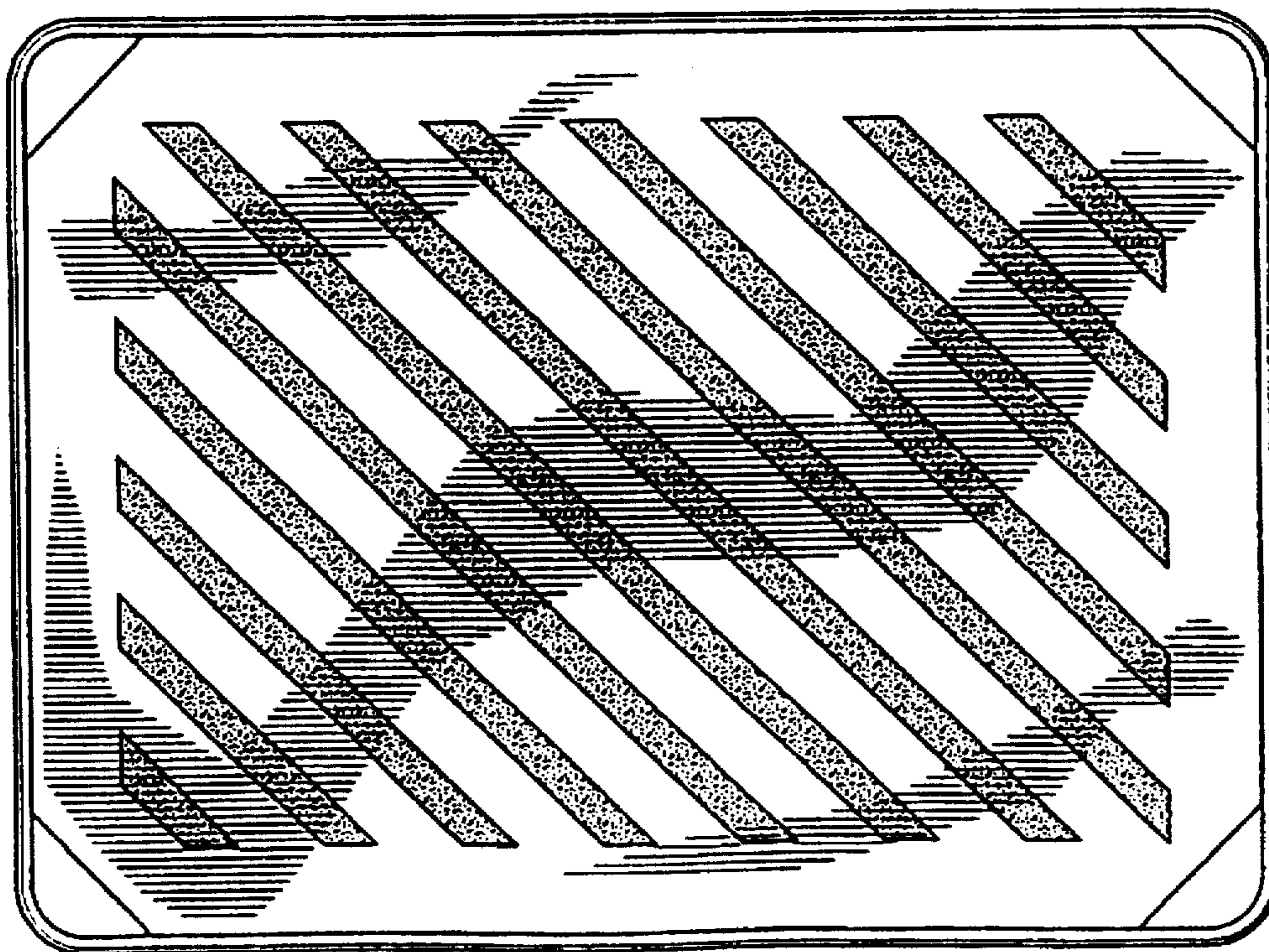


FIG. 3




FIG. 4

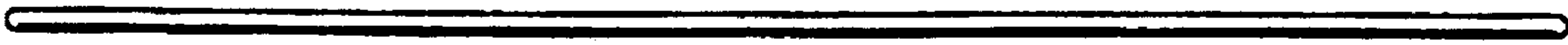


FIG. 5



FIG. 6



FIG. 7

