



US00D388643S

# United States Patent [19]

von Buelow et al.

[11] Patent Number: **Des. 388,643**

[45] Date of Patent: **\*\*Jan. 6, 1998**

[54] SOAP DISH

[75] Inventors: **John von Buelow**, Oak Park; **Ernesto Victor Quinteros**, North Hollywood; **John Kevin Clay**, Woodland Hills, all of Calif.

[73] Assignee: **Interbath, Inc.**, City of Industry, Calif.

[\*\*] Term: **14 Years**

[21] Appl. No.: **58,369**

[22] Filed: **Aug. 12, 1996**

### Related U.S. Application Data

[62] Division of Ser. No. 46,710, Oct. 26, 1995.

[51] LOC (6) Cl. .... **07-07**

[52] U.S. Cl. .... **D6/540**

[58] Field of Search ..... D6/536-540; 211/13, 211/86-88, 126, 134; 248/309.1; 206/77.1

### [56] References Cited

#### U.S. PATENT DOCUMENTS

D. 332,543 1/1993 Crook et al. .... D6/540

D. 337,465 7/1993 Paulin et al. .... D6/540  
D. 346,928 5/1994 Shames et al. .... D6/540  
D. 358,518 5/1995 Sharpe ..... D6/540

*Primary Examiner*—Brian N. Vinson  
*Attorney, Agent, or Firm*—Graham & James LLP

### [57] CLAIM

The ornamental design for a soap dish, as shown and described.

### DESCRIPTION

FIG. 1 is a top, front, and right side perspective view of a soap dish showing our new design, the broken-line disclosure being for illustrative purposes only and forming no part of the claimed design;

FIG. 2 is a left side elevational view thereof;

FIG. 3 is a top plan view thereof;

FIG. 4 is a front elevational view thereof;

FIG. 5 is a bottom plan view thereof; and,

FIG. 6 is a rear elevational view thereof.

**1 Claim, 3 Drawing Sheets**

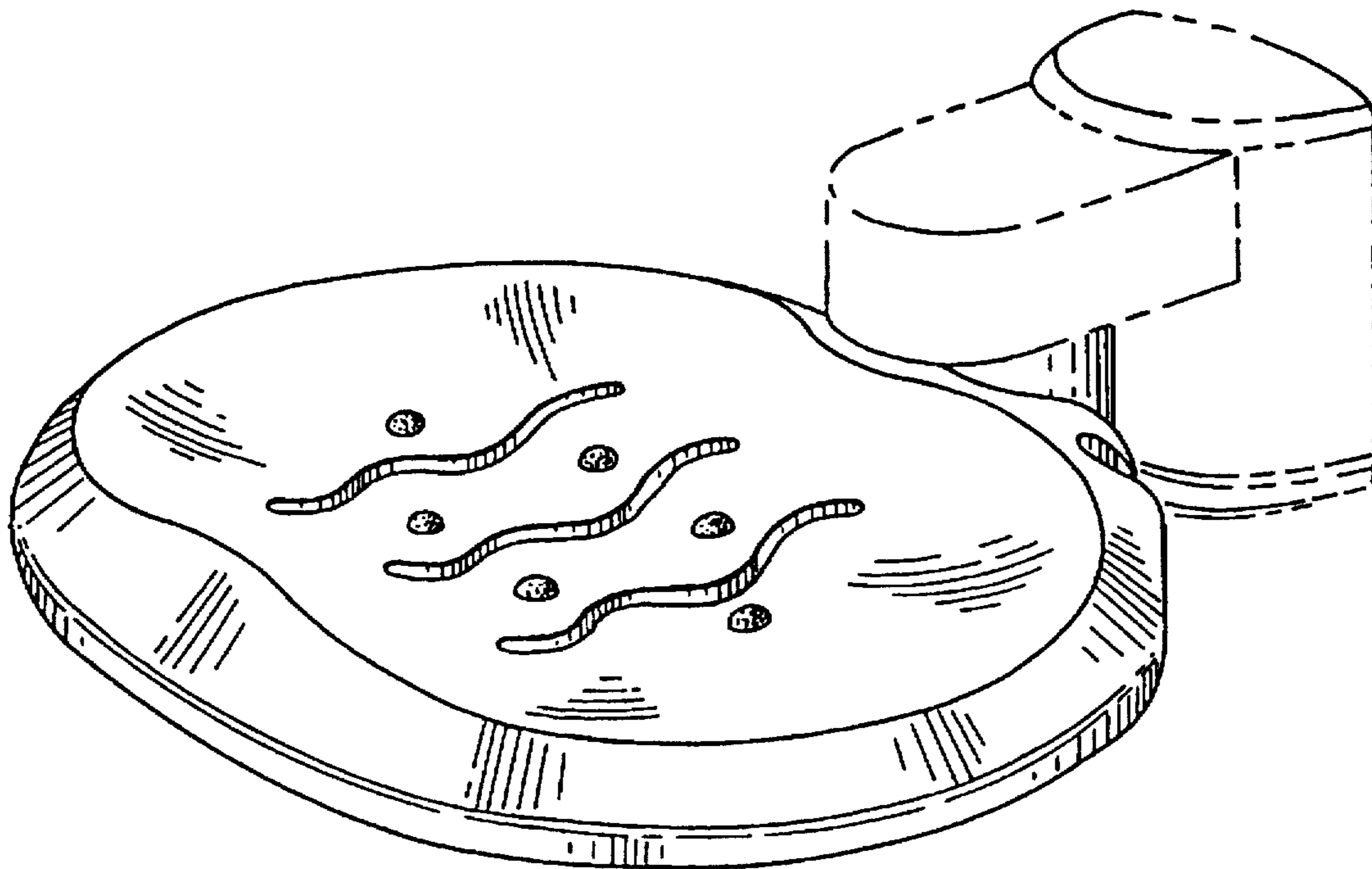


FIG. 1

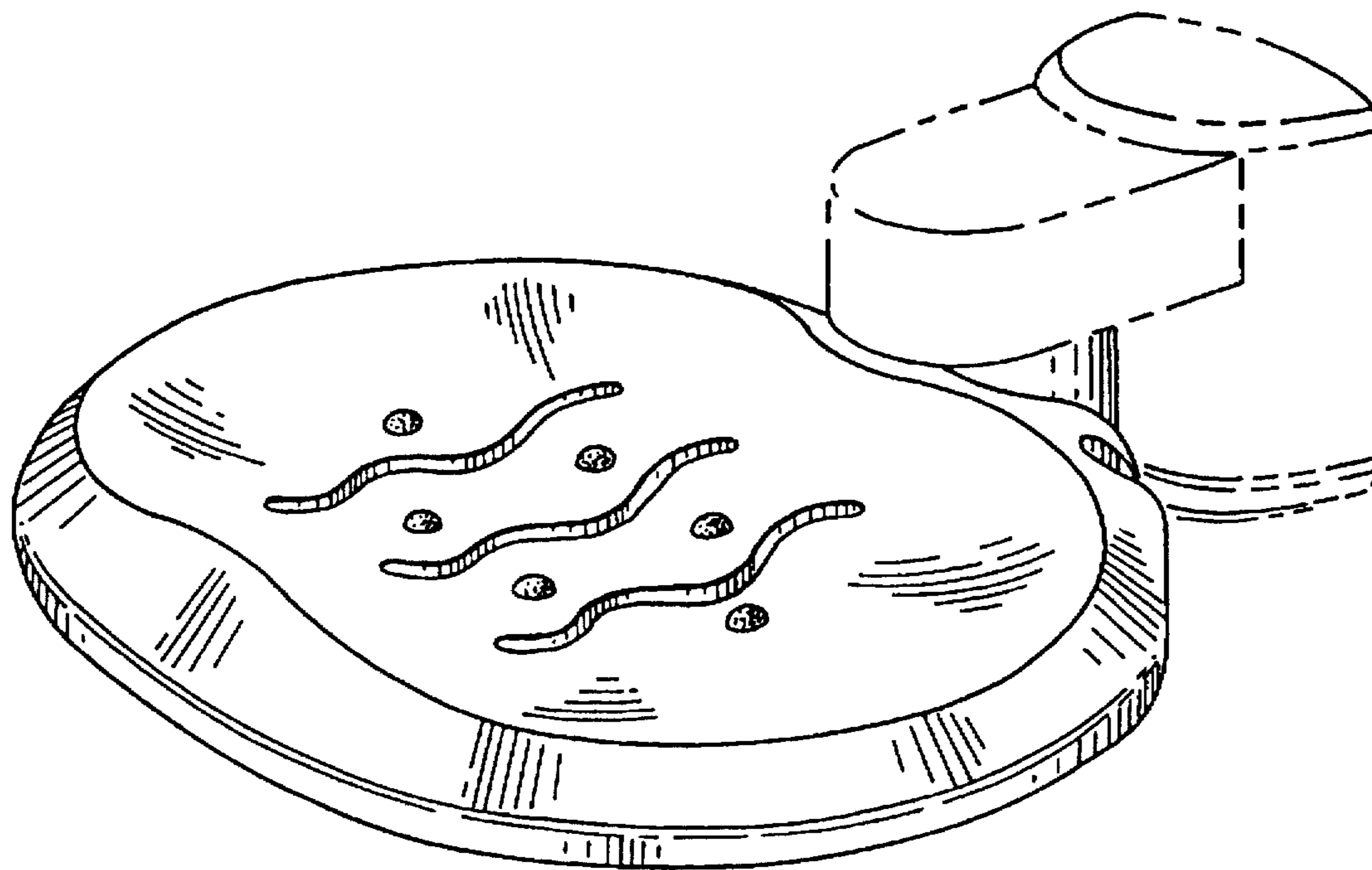


FIG. 2




FIG. 3

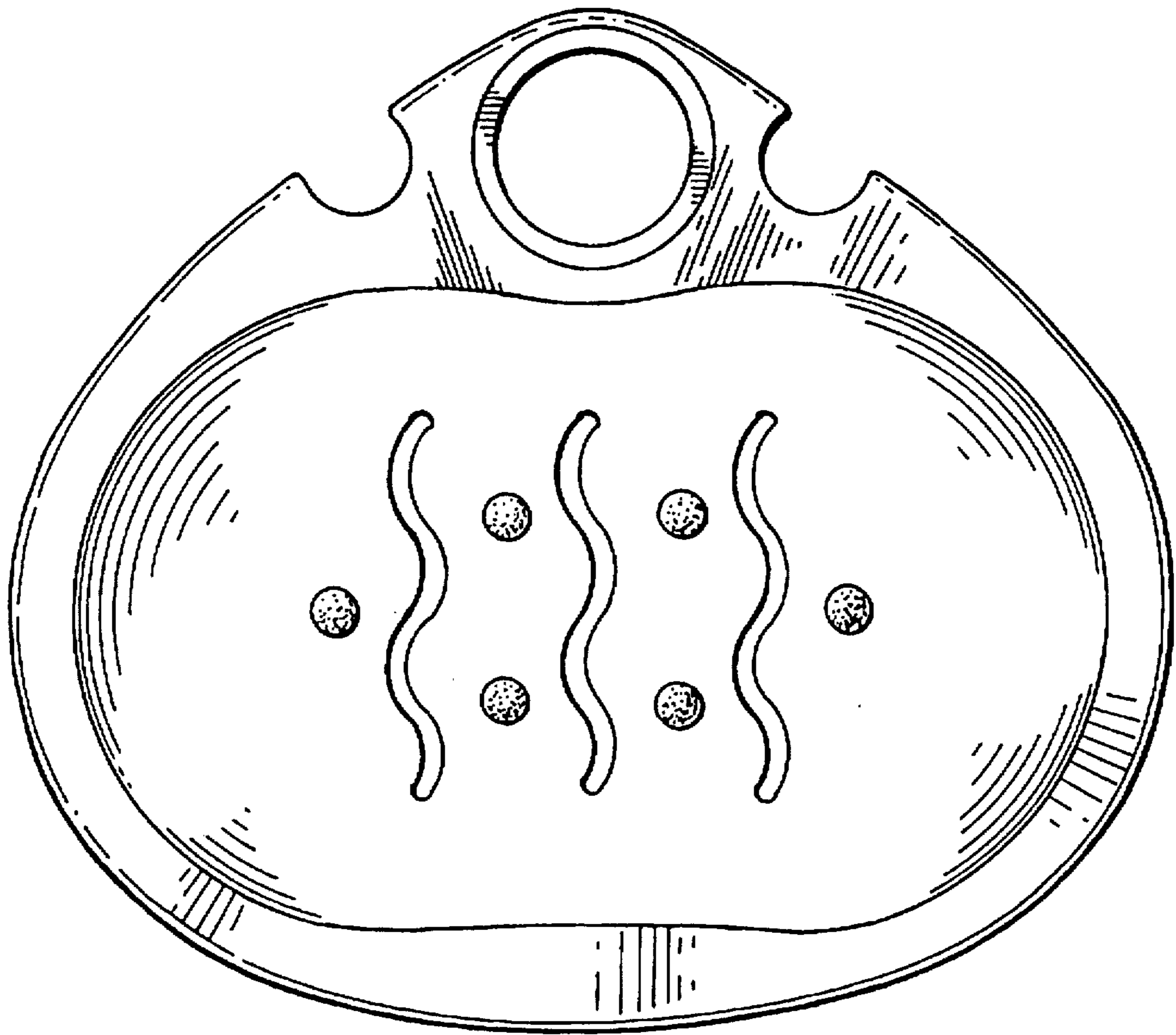


FIG. 4




FIG. 5

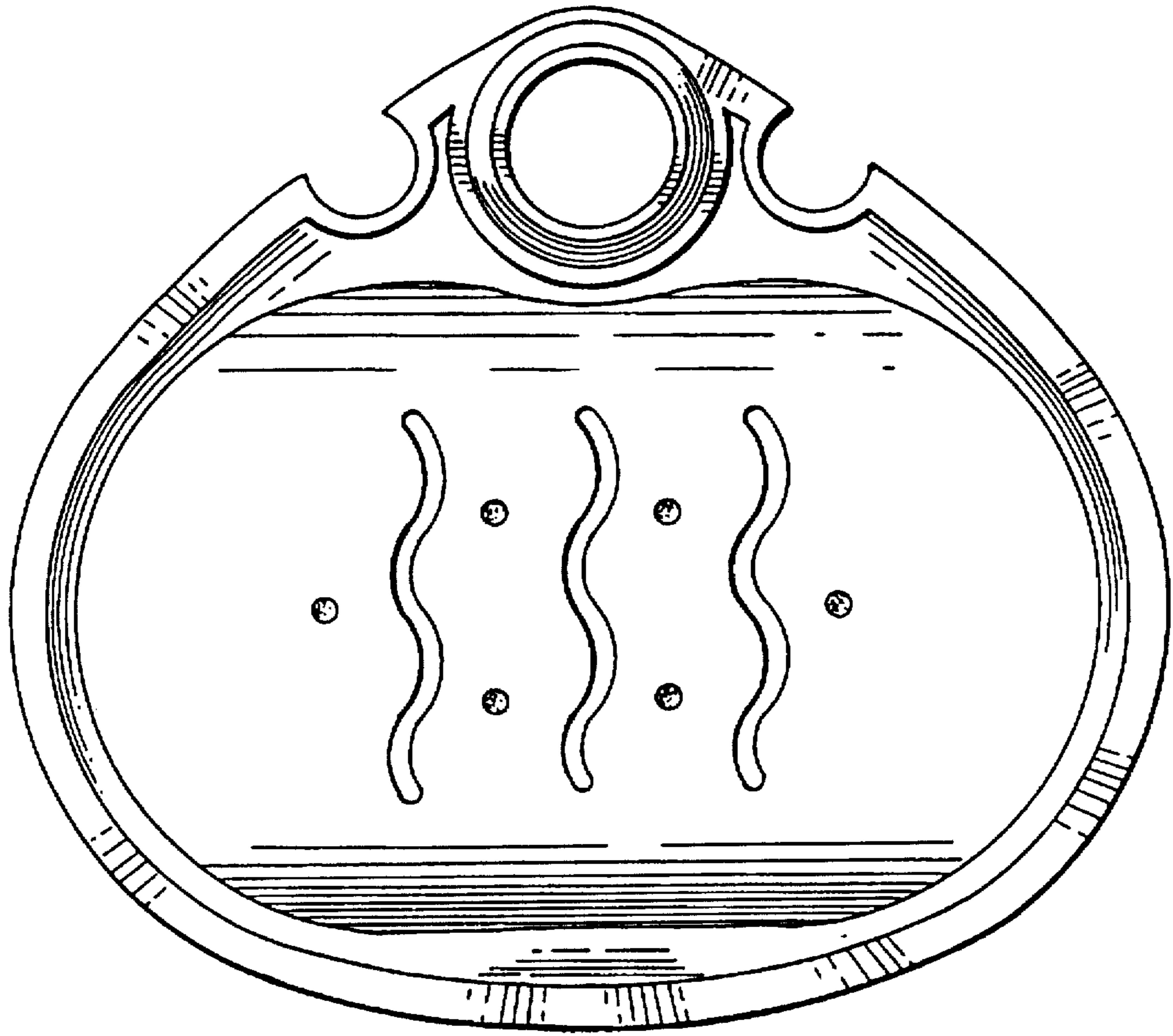


FIG. 6

