



US00D388639S

United States Patent [19]

Dormon et al.

[11] Patent Number: **Des. 388,639**

[45] Date of Patent: ****Jan. 6, 1998**

[54] **MOBILE TABLE**

[75] Inventors: **Nicholas Q. Dormon**, London, United Kingdom; **Greg D. Lamke**, Hastings; **Joyce S. Bromberg**, Grand Rapids, both of Mich.

[73] Assignee: **Steelcase Inc.**, Grand Rapids, Mich.

[**] Term: **14 Years**

[21] Appl. No.: **55,564**

[22] Filed: **Jun. 7, 1996**

[51] LOC (6) CL. **06-03**

[52] U.S. CL. **D6/482; D6/487**

[58] Field of Search D6/480-489, 495, D6/496, 498, 499, 429-430; 108/153, 157, 161; 211/488, 188.1

[56] **References Cited**

U.S. PATENT DOCUMENTS

| | | | | |
|------------|---------|---------------|-------|---------|
| D. 148,776 | 2/1948 | Fay | | D33/7 |
| D. 251,946 | 5/1979 | Schneider | | D6/177 |
| D. 252,432 | 7/1979 | Brelsford | | D6/177 |
| D. 268,715 | 4/1983 | Curry | | D6/29 |
| D. 282,096 | 1/1986 | Levand | | D21/232 |
| D. 282,775 | 2/1986 | Floyd, Sr. | | D24/3 |
| D. 288,756 | 3/1987 | McCarty | | D6/482 |
| D. 291,851 | 9/1987 | Salvato | | D6/482 |
| D. 331,164 | 11/1992 | Deimen et al. | | D6/484 |
| D. 332,535 | 1/1993 | Hosoe | | D6/482 |
| D. 332,536 | 1/1993 | Hosoe | | D6/482 |
| D. 332,537 | 1/1993 | Hosoe | | D6/482 |
| D. 332,538 | 1/1993 | Hosoe | | D6/482 |

| | | | | |
|------------|---------|------------------|-------|---------|
| D. 333,053 | 2/1993 | Hosoe | | D6/482 |
| D. 352,853 | 11/1994 | Hosoe | | D6/482 |
| D. 359,405 | 6/1995 | Ball | | D6/482 |
| D. 367,774 | 3/1996 | Wood, Jr. | | D6/480 |
| D. 373,270 | 9/1996 | Alexander et al. | | D6/487 |
| 4,408,543 | 10/1983 | Griffin | | 108/24 |
| 4,559,877 | 12/1985 | Waibel | | 108/64 |
| 4,665,836 | 5/1987 | Burr | | 108/64 |
| 4,922,835 | 5/1990 | Van Vliet et al. | | 108/114 |
| 5,016,405 | 5/1991 | Lee | | 52/36 |
| 5,065,832 | 11/1991 | Mark | | 108/60 |

OTHER PUBLICATIONS

"Technics Topics" by Progressive Architecture (1 page) dated Nov. 1989.

Primary Examiner—Janice E. Seeger
Attorney, Agent, or Firm—Price, Heneveld, Cooper, DeWitt & Litton

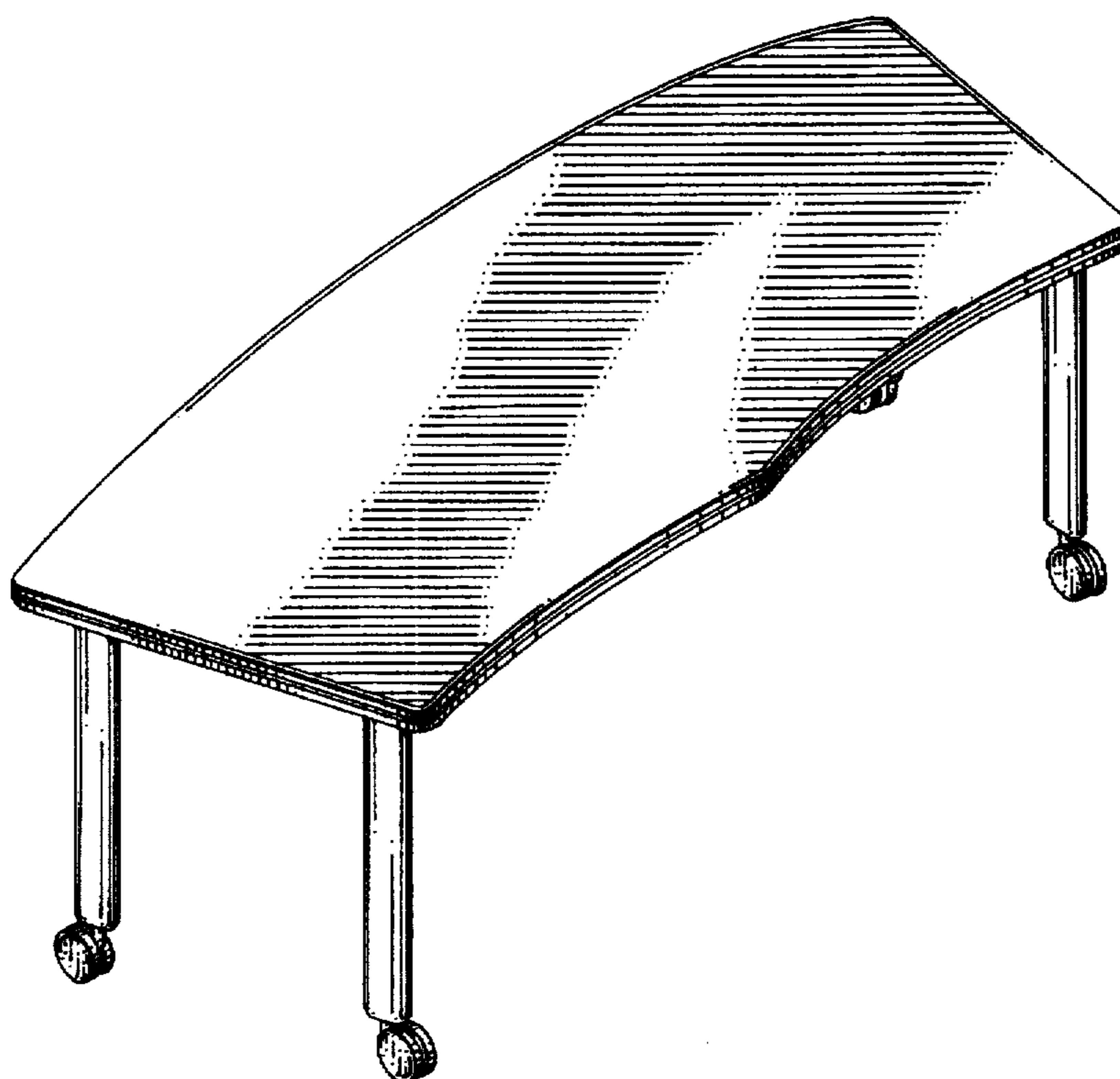
[57] **CLAIM**

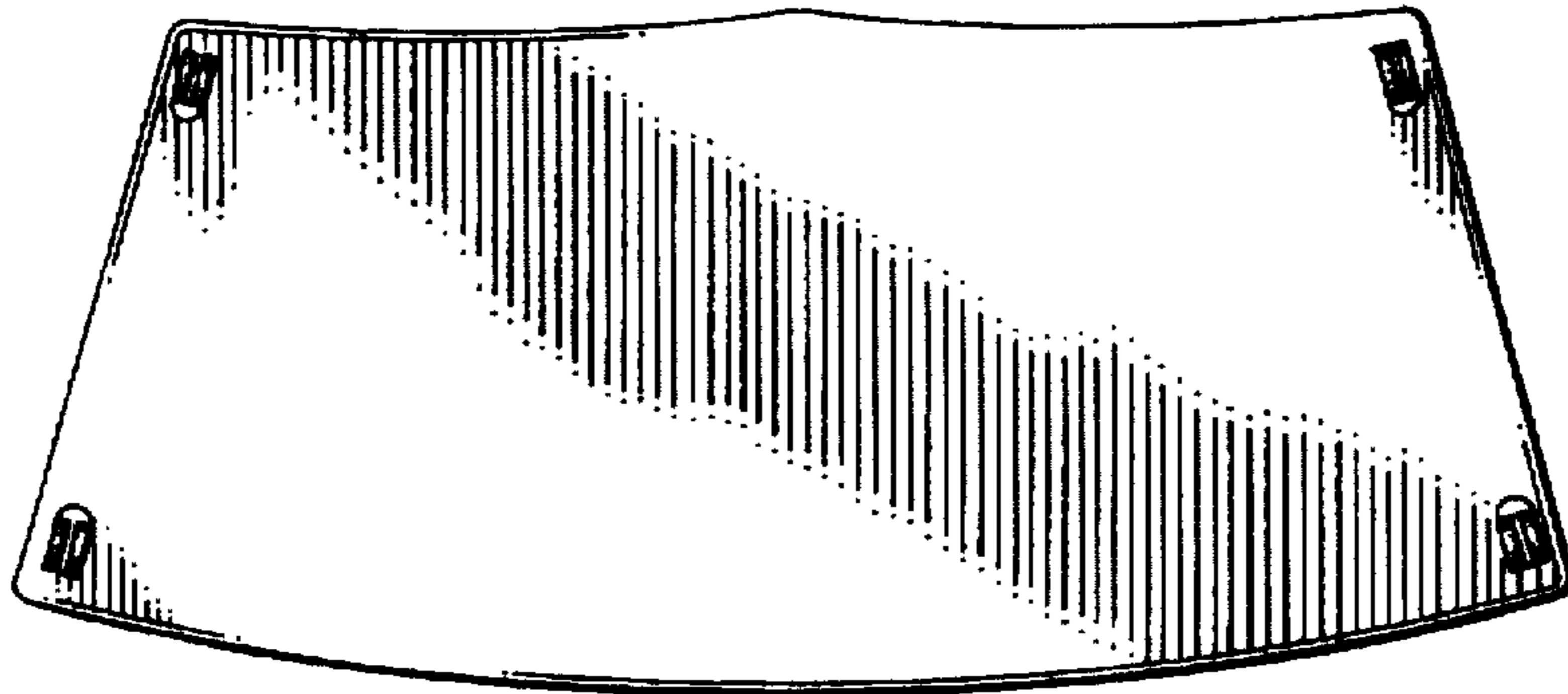
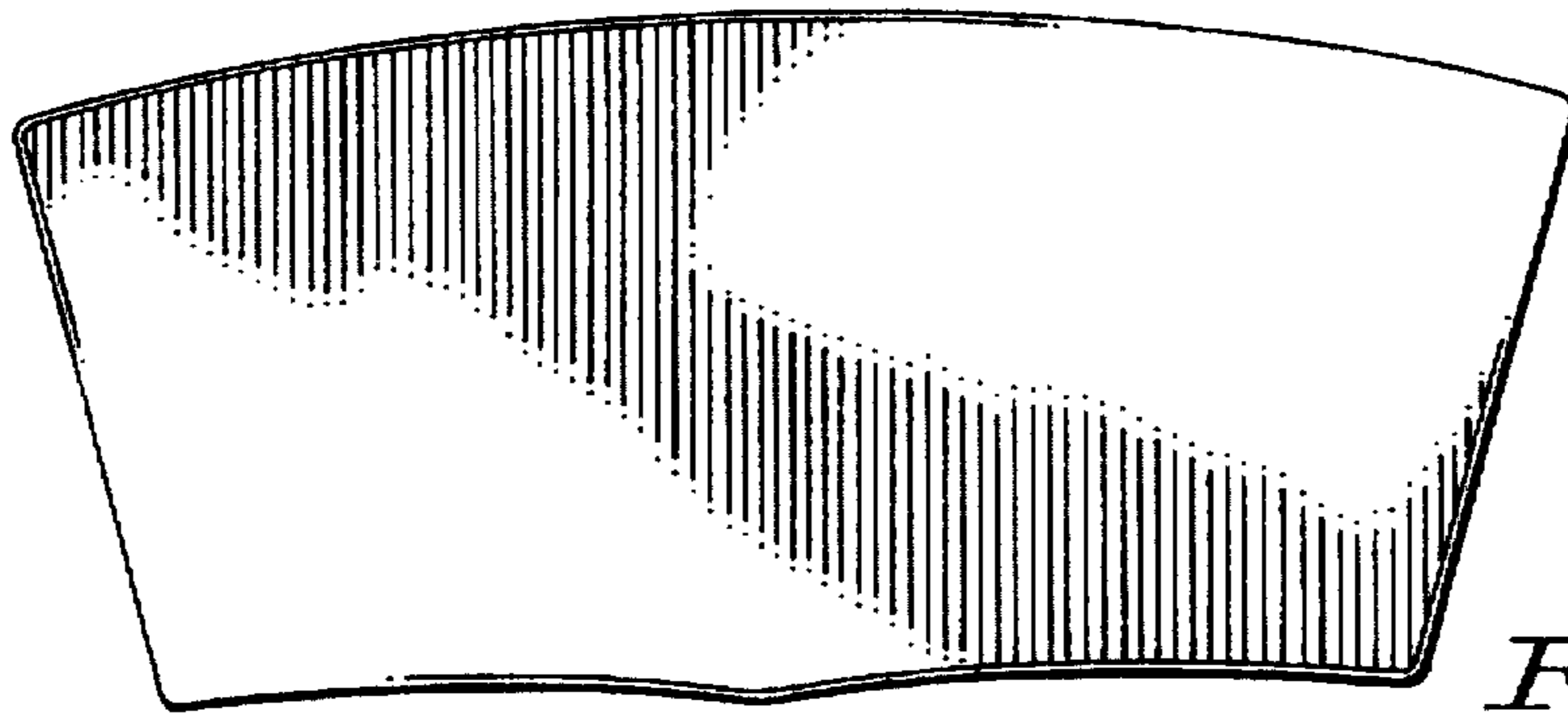
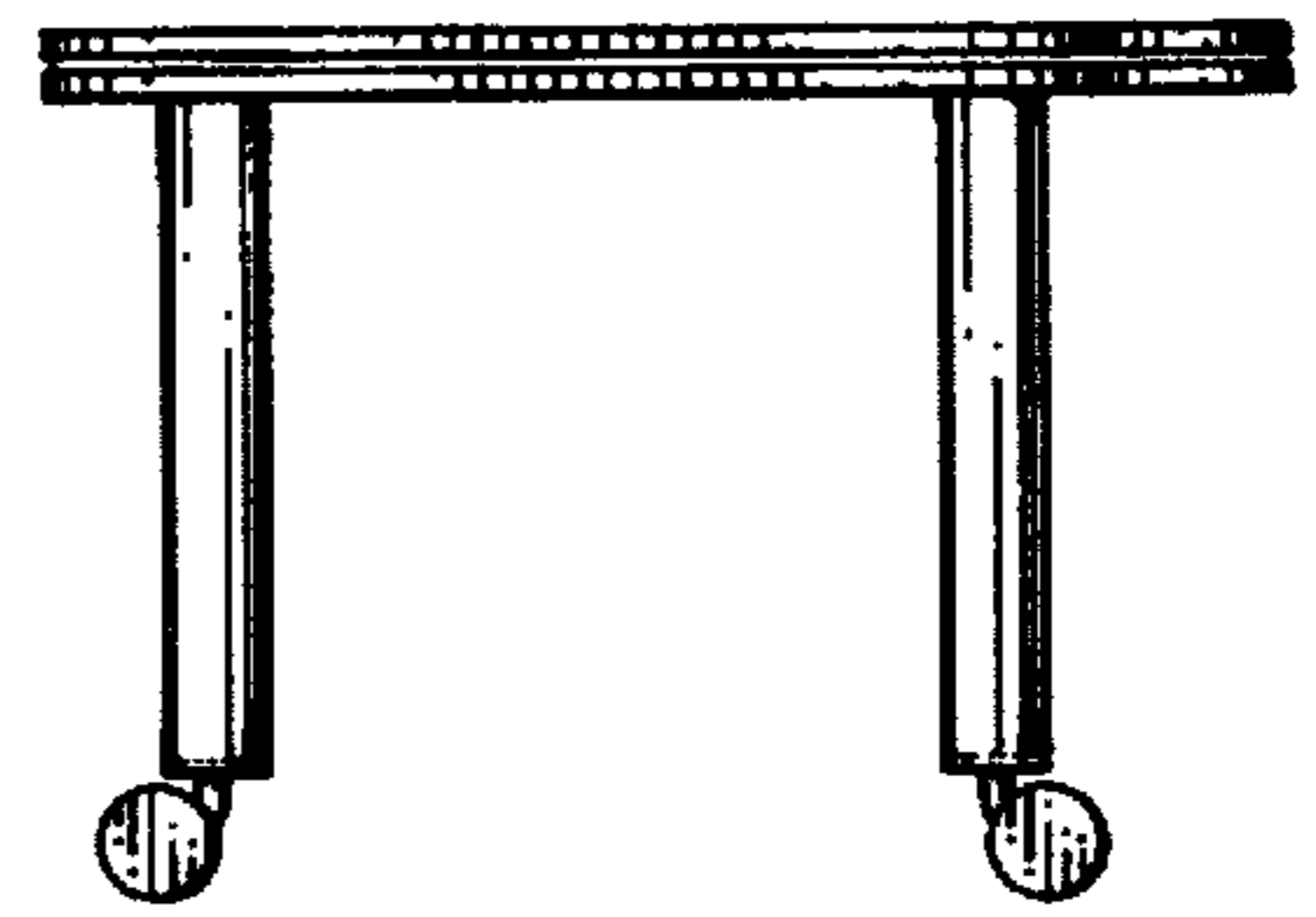
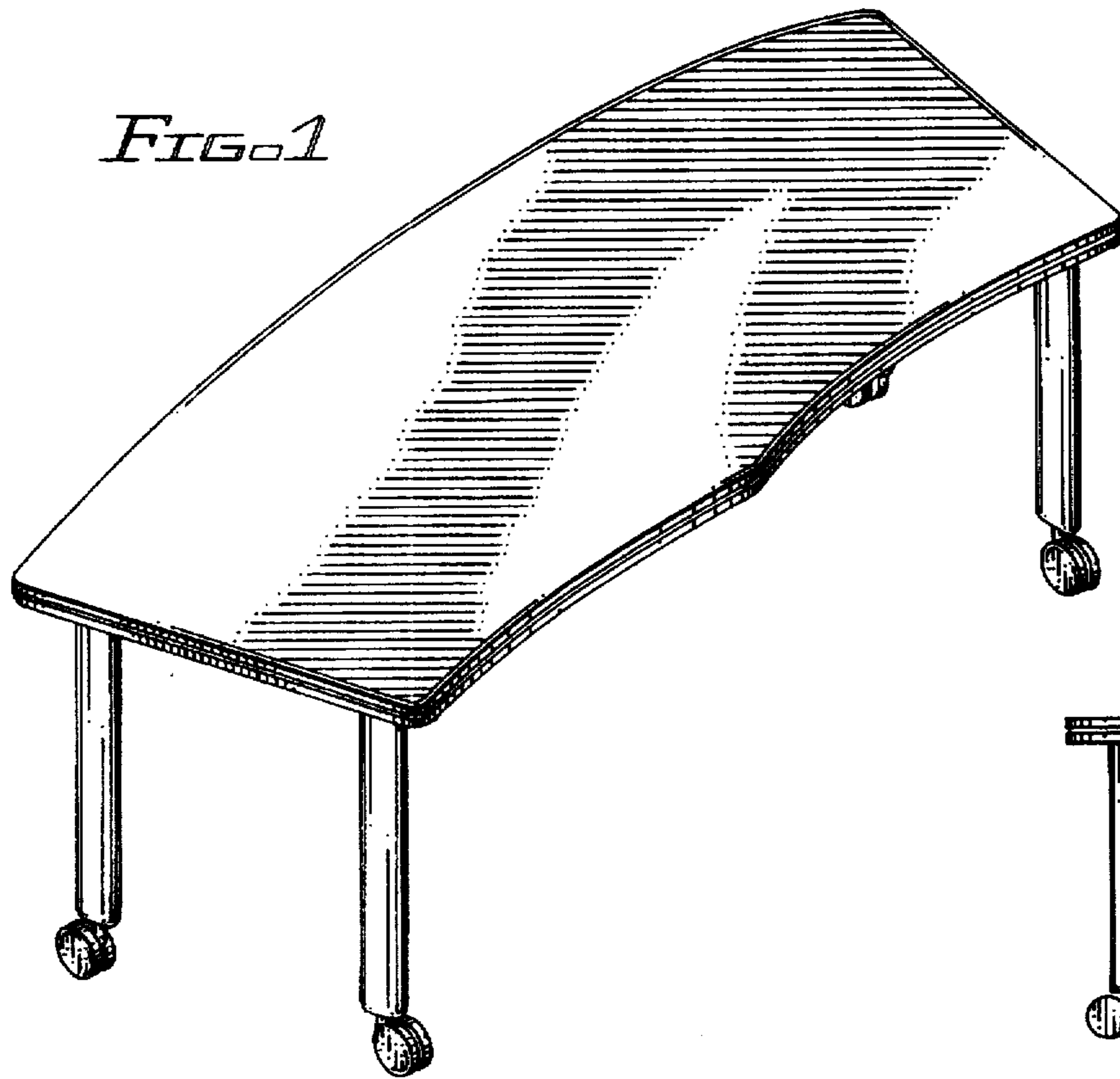
The ornamental design for a mobile table, as shown and described.

DESCRIPTION

FIG. 1 is a perspective view of a mobile table, showing our new design;
FIG. 2 is a top plan view;
FIG. 3 is a bottom plan view;
FIG. 4 is a front elevational view;
FIG. 5 is a side elevational view;
FIG. 6 is a rear elevational view; and,
FIG. 7 is an enlarged, fragmentary perspective of an edge portion thereof taken along the line 7—7, FIG. 6.

1 Claim, 2 Drawing Sheets





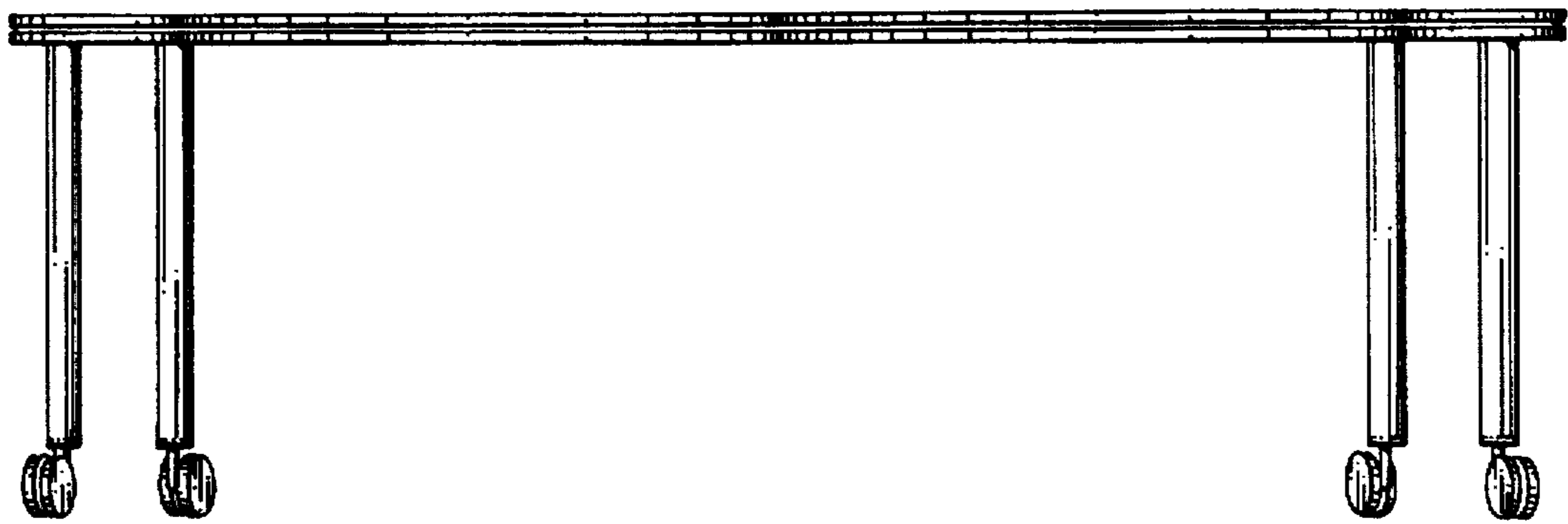


FIG. 4

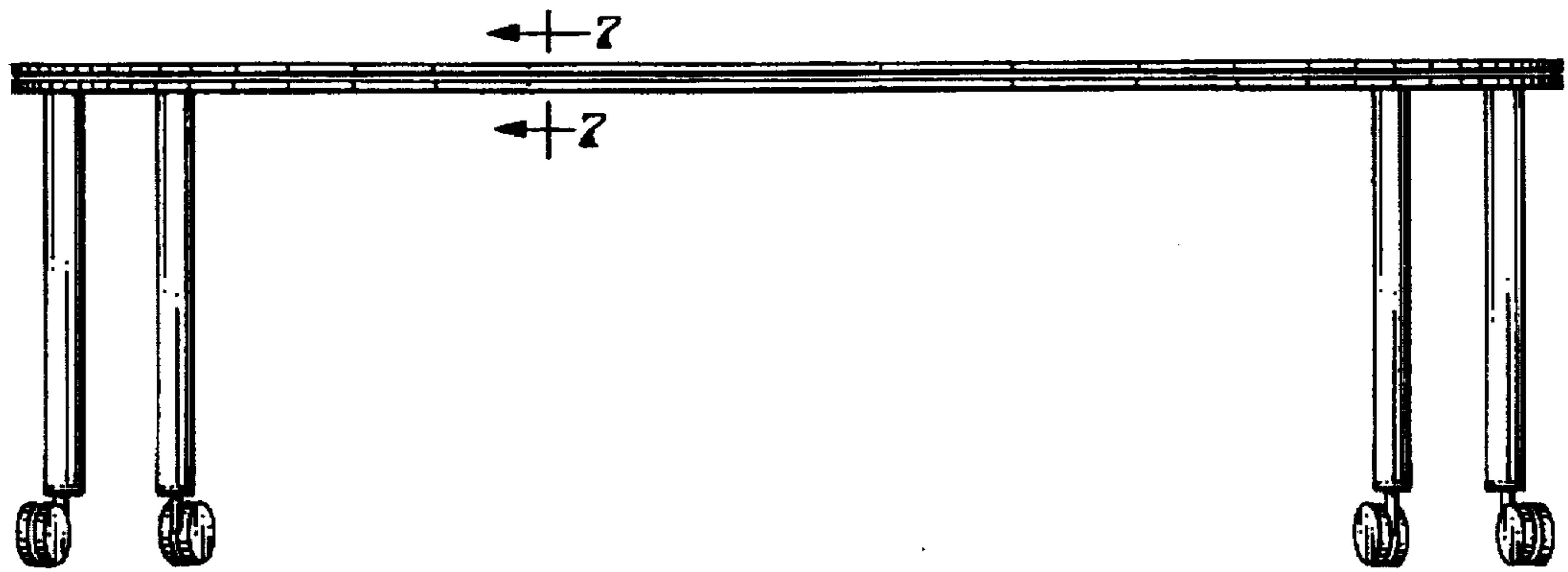


FIG. 6

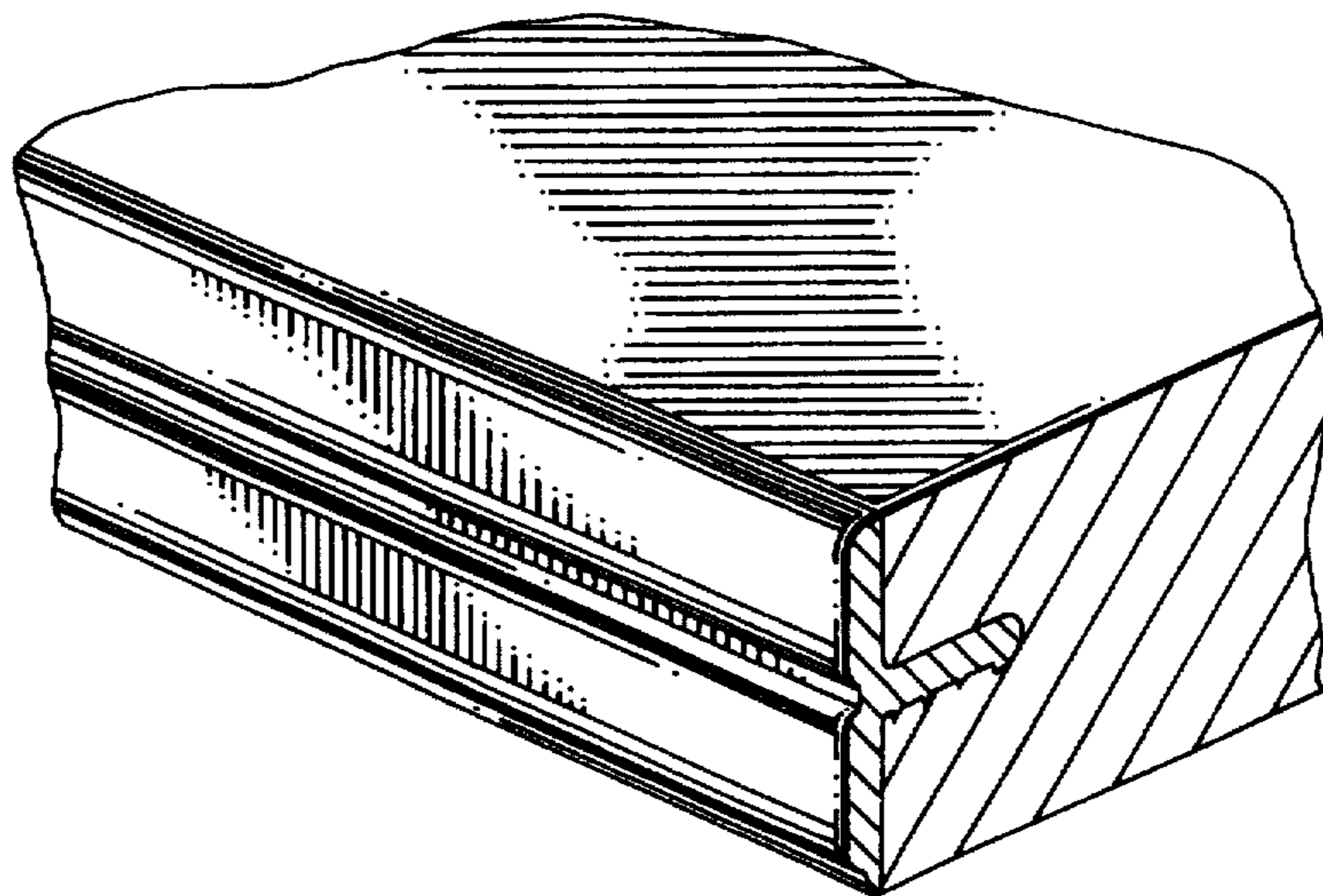


FIG. 7