



US00D388632S

United States Patent [19]
Kelley

[11] **Patent Number:** **Des. 388,632**
[45] **Date of Patent:** ****Jan. 6, 1998**

[54] **WALL UNIT BED**

[75] **Inventor:** **James O. Kelley, Spring Lake, Mich.**

[73] **Assignee:** **Sligh Furniture Company, Holland, Mich.**

[**] **Term:** **14 Years**

[21] **Appl. No.:** **58,323**

[22] **Filed:** **Aug. 12, 1996**

[51] **LOC (6) Cl.** **06-05**

[52] **U.S. Cl.** **D6/384; D6/397**

[58] **Field of Search** **D6/396, 397, 432, D6/434, 436-439, 445-449, 384, 383; 312/108, 198, 204; 5/2, 1, 133, 136**

[56] **References Cited**

U.S. PATENT DOCUMENTS

74,494 2/1868 Burr 5/2.1
D. 222,326 10/1971 Harrison, Jr. D6/384
394,806 12/1888 Augier 5/2.1 X

FOREIGN PATENT DOCUMENTS

30437 5/1904 Switzerland 5/2.1

Primary Examiner—Janice E. Seeger
Attorney, Agent, or Firm—Waters & Morse, P.C.

[57] **CLAIM**

The ornamental design for the wall unit bed, as shown and described.

DESCRIPTION

FIG. 1 is a front perspective view of a wall unit bed that incorporates my design, showing adjacent wall unit cabinets in phantom and showing the bed in an open position;

FIG. 2 is the view of FIG. 1 with the bed in a closed position; FIG. 3 is a front elevational view thereof with the bed in the open position;

FIG. 4 is a right side elevational view thereof, the left side elevational view being a mirror image thereof;

FIG. 5 is a top plan view thereof;

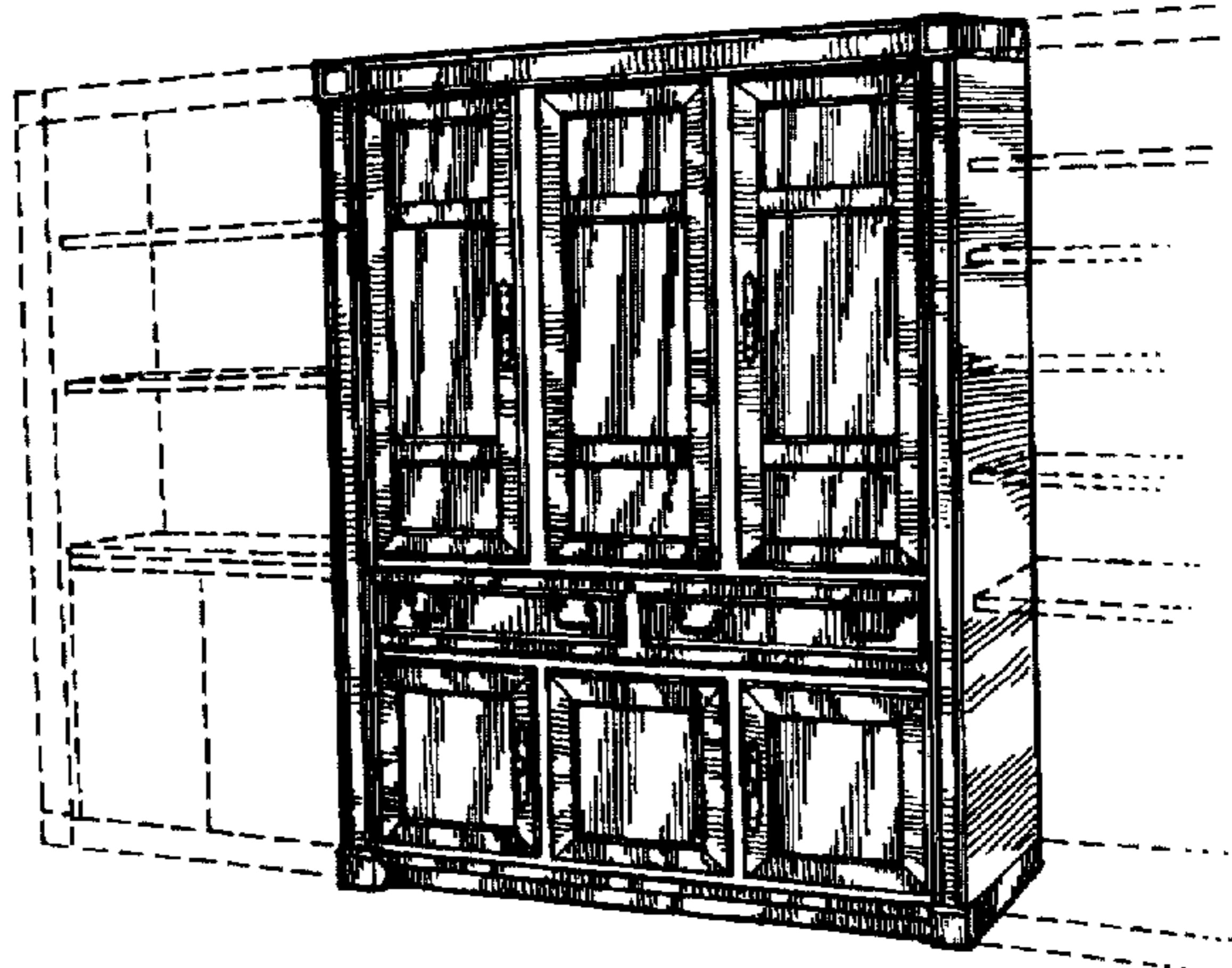
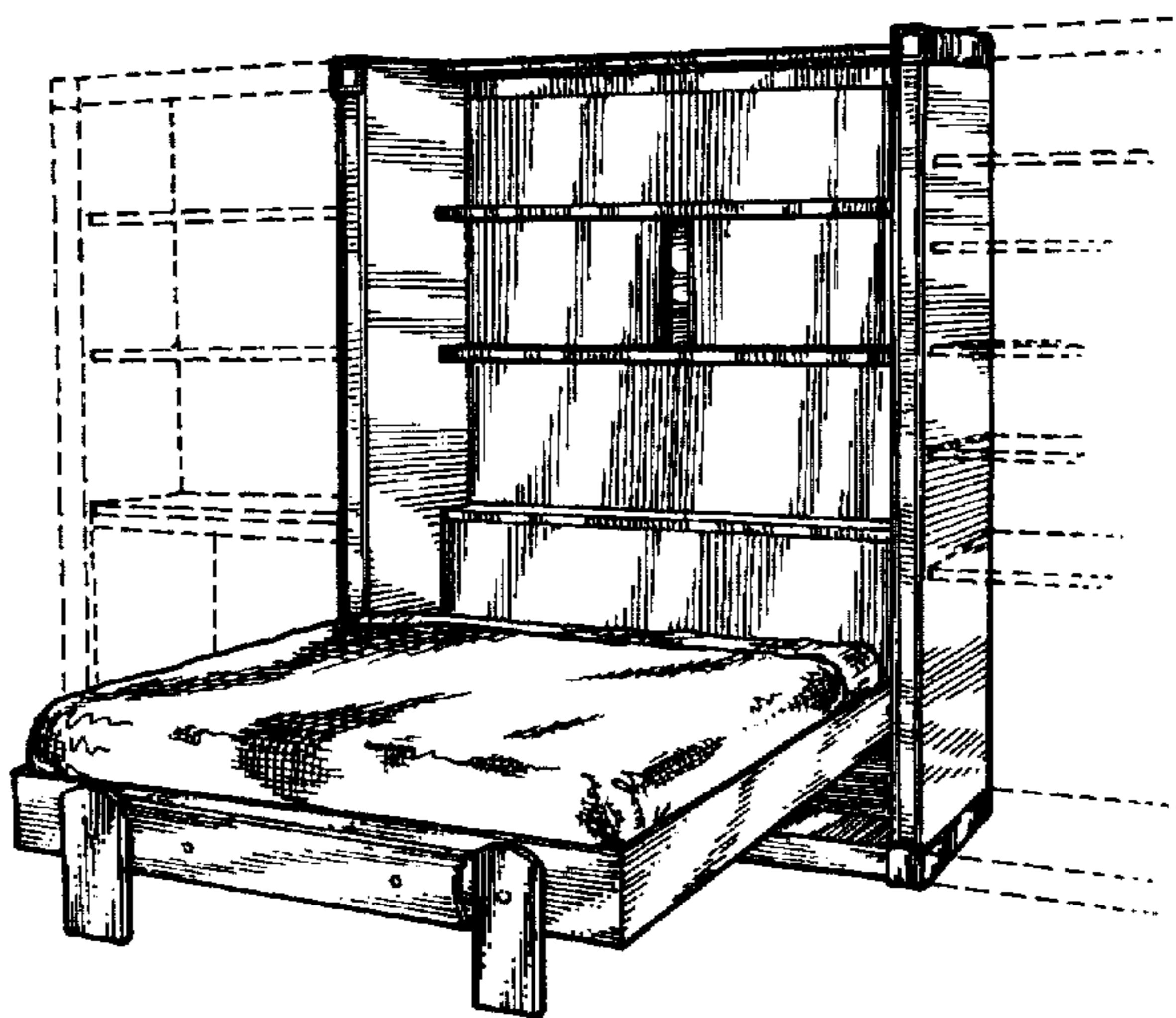
FIG. 6 is a front elevational view thereof, with the bed in the closed position;

FIG. 7 is a right side elevational view thereof, the left side elevational view being a mirror image thereof; and,

FIG. 8 is a top plan view thereof.

The broken lines are for environmental purposes only and form no part of the claimed design.

1 Claim, 4 Drawing Sheets



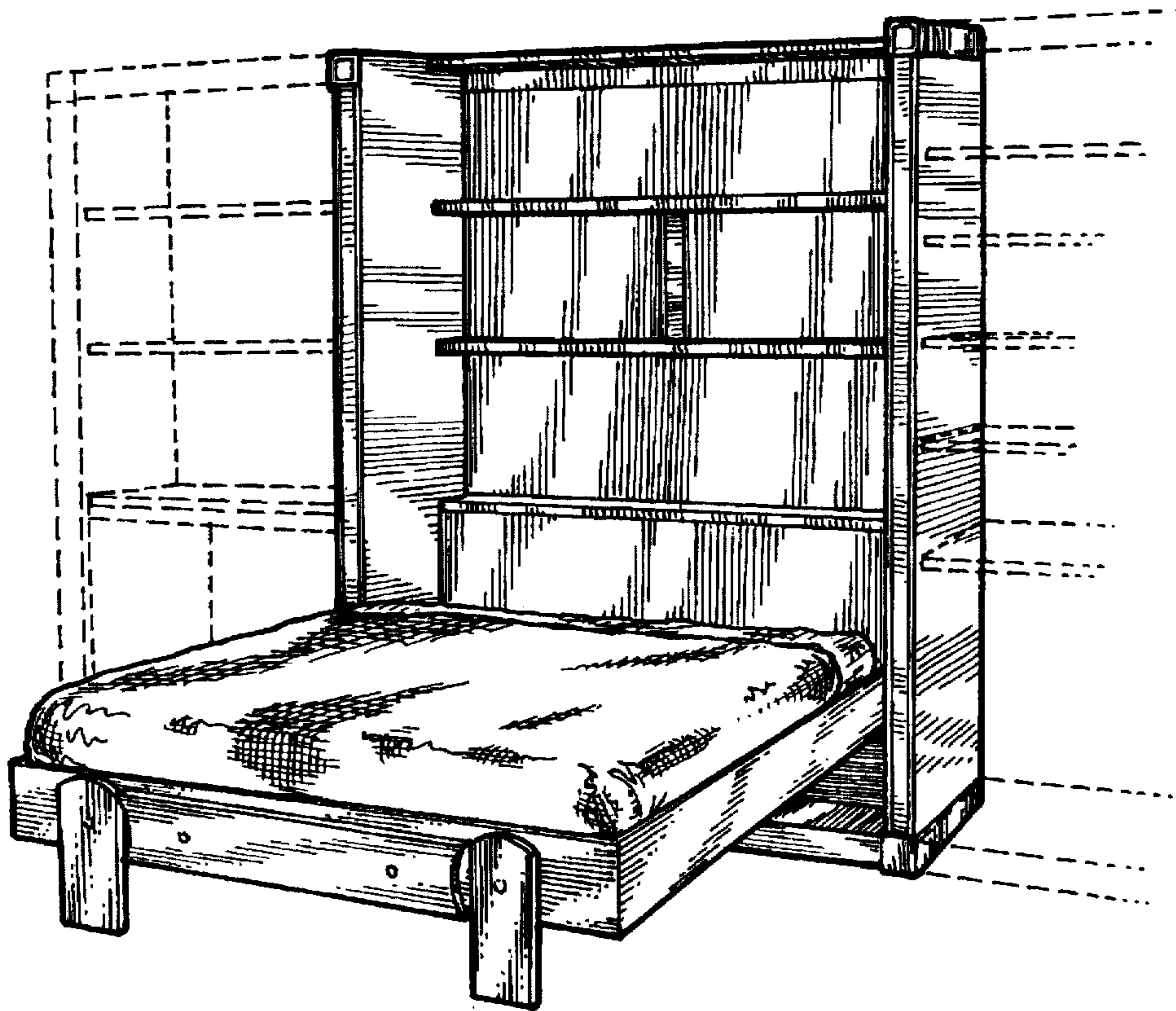


Fig. 1




Fig. 2




Fig. 3

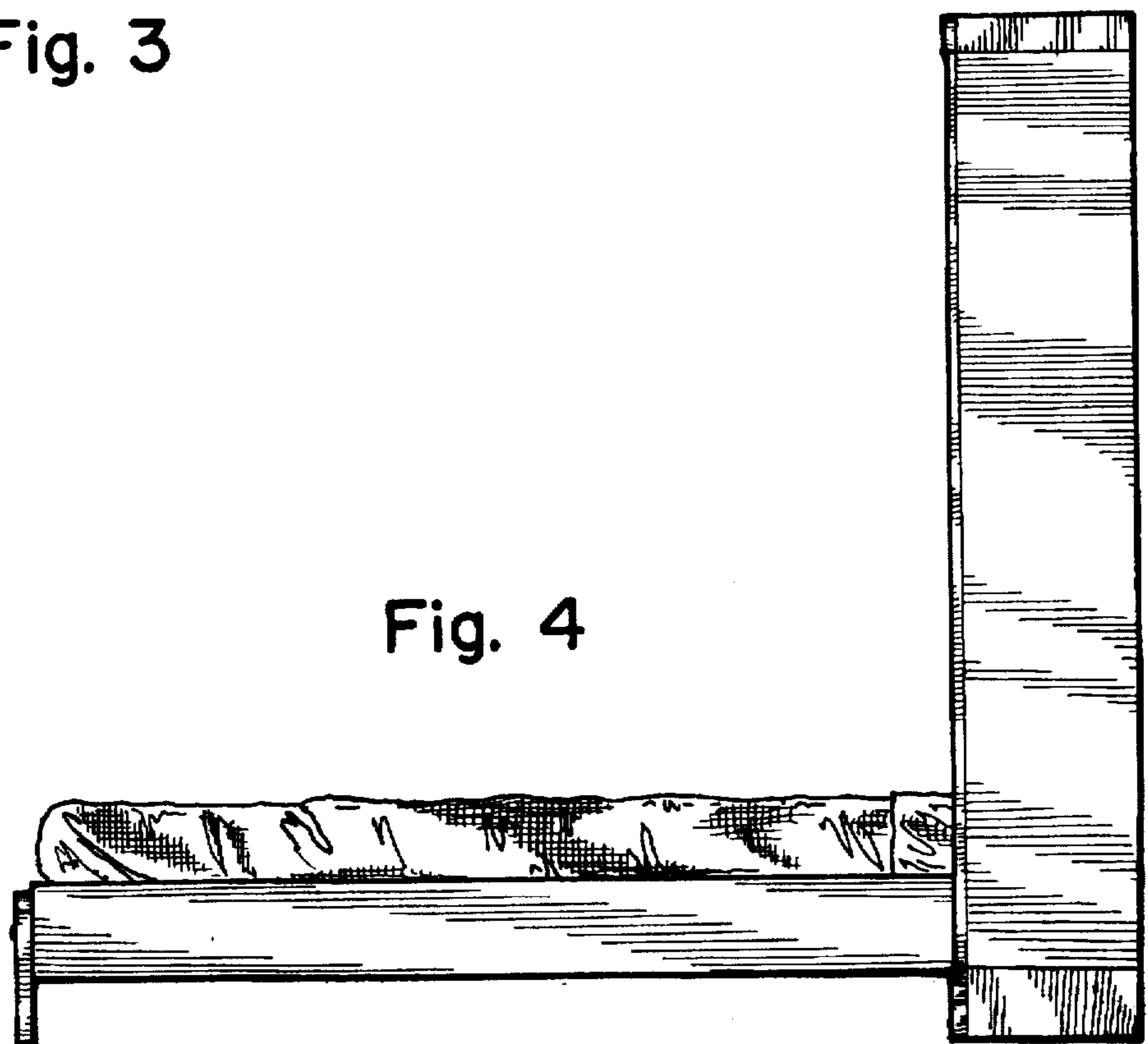


Fig. 4




Fig. 5




Fig. 6




Fig. 8

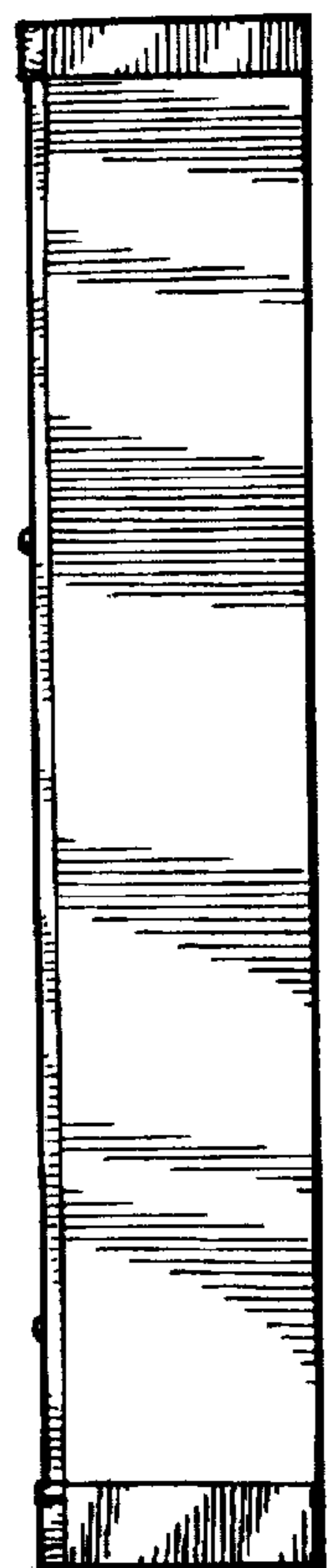


Fig. 7