



US00D388622S

United States Patent [19]
Mohundro

[11] **Patent Number:** **Des. 388,622**
[45] **Date of Patent:** ****Jan. 6, 1998**

[54] **CHAIR**

[76] **Inventor:** **James Glenn Mohundro**, 1101, Block C, Menara Glomac Kelana Business Centre, 97, Jalan SS7/2, 47301 Kelana Jaya, Selangor, Malaysia

[**] **Term:** **14 Years**

[21] **Appl. No.:** **63,769**

[22] **Filed:** **Dec. 16, 1996**

[51] **LOC (6) Cl.** **06-01**

[52] **U.S. Cl.** **D6/370; D6/380**

[58] **Field of Search** **D6/334, 370, 374, D6/379, 380, 500, 501, 502; 297/445.1**

[56] **References Cited**

U.S. PATENT DOCUMENTS

D. 36,771	2/1904	Kellogg	D6/370	X
D. 278,955	5/1985	Syme et al.	D6/370	X
D. 349,612	8/1994	Ward	D6/370	
D. 355,535	2/1995	Ward	D6/370	

OTHER PUBLICATIONS

Furniture/Today, p. 54, TTC Furniture Group, frame 13 at mid-page right, chairs shown, Apr. 18, 1993.

Primary Examiner—Gary D. Watson

[57] **CLAIM**

The ornamental design for a chair, as shown and described.

DESCRIPTION

FIG. 1 is a perspective view of a chair showing my new design;

FIG. 2 is a front elevational view thereof;

FIG. 3 is a rear elevational view thereof;

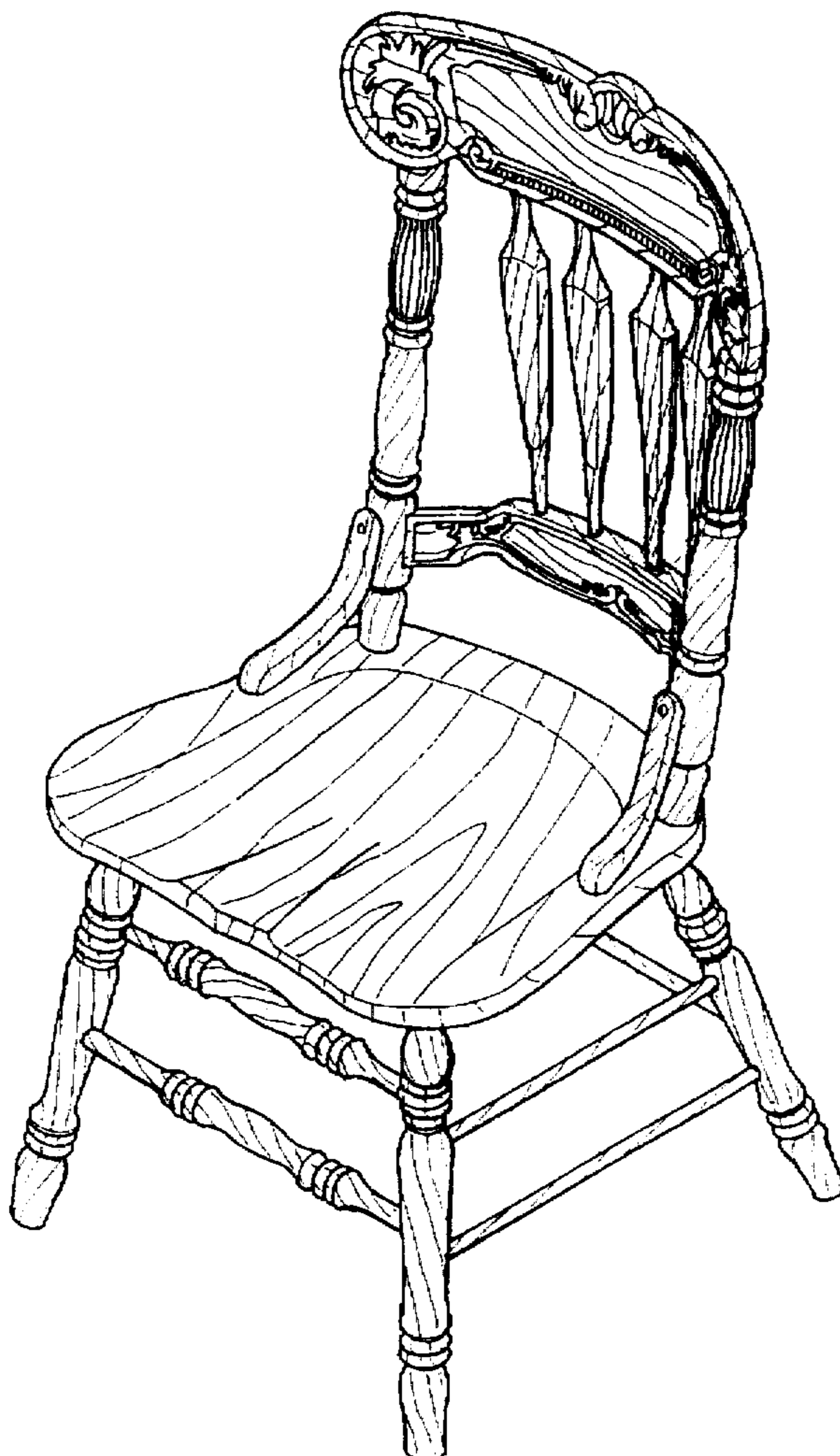
FIG. 4 is a right side elevational view, the left side being a mirror image thereof;

FIG. 5 is a top plan view thereof; and,

FIG. 6 is a bottom plan view thereof.

FIG. 1 has been shown on an enlarged scale with respect to the other views.

1 Claim, 5 Drawing Sheets



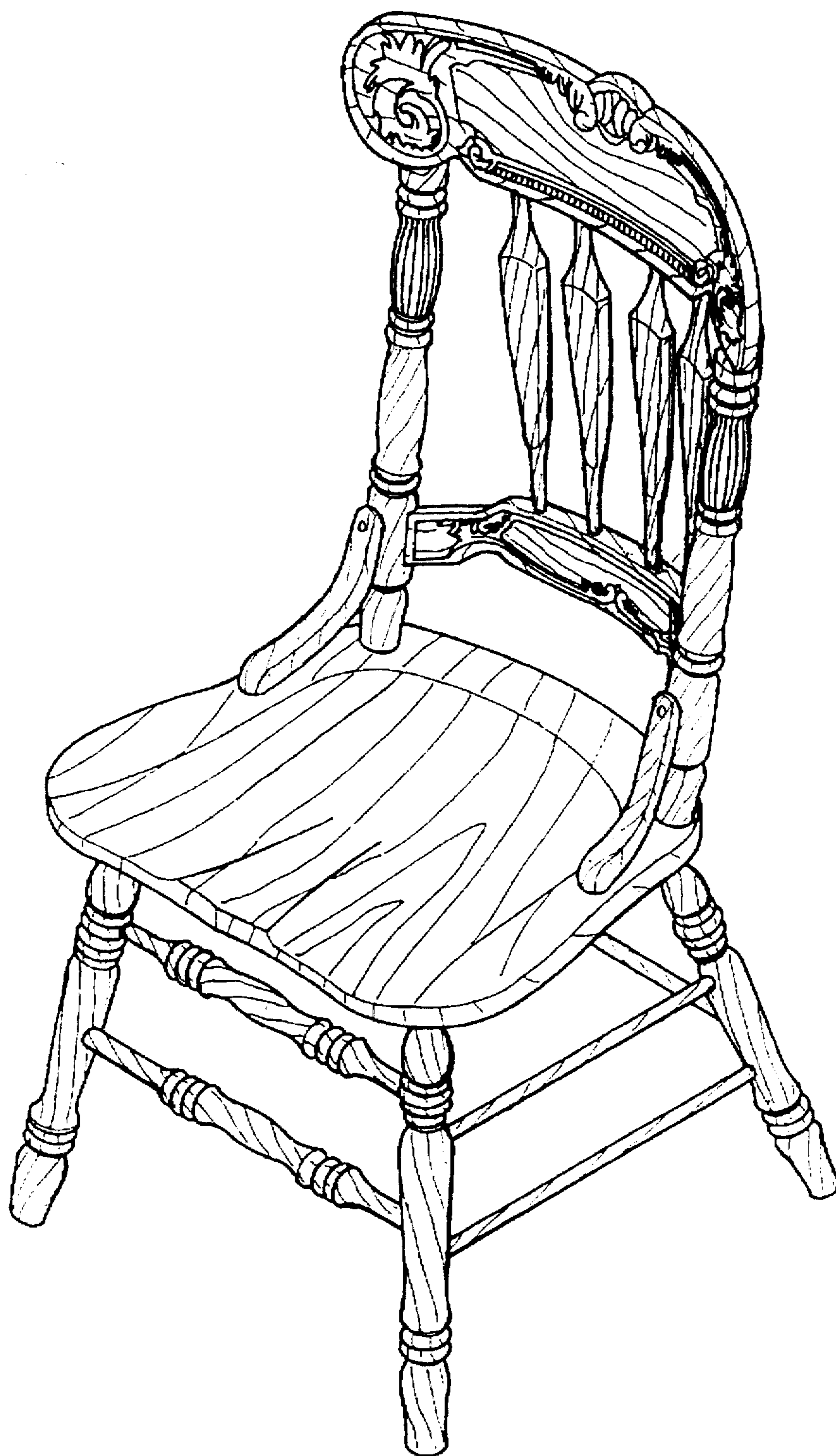


FIG. 1




FIG. 2

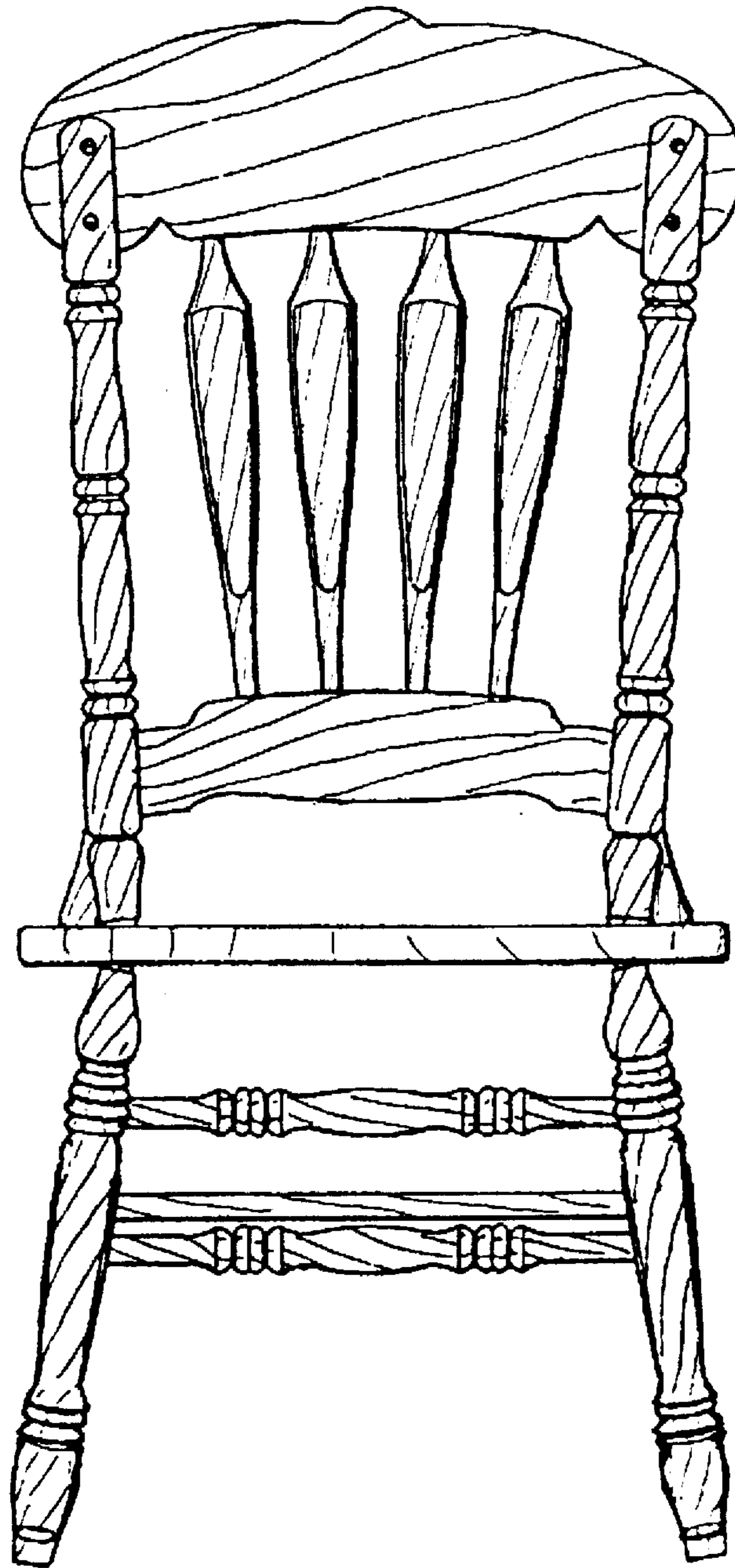


FIG. 3




FIG. 4




FIG. 5

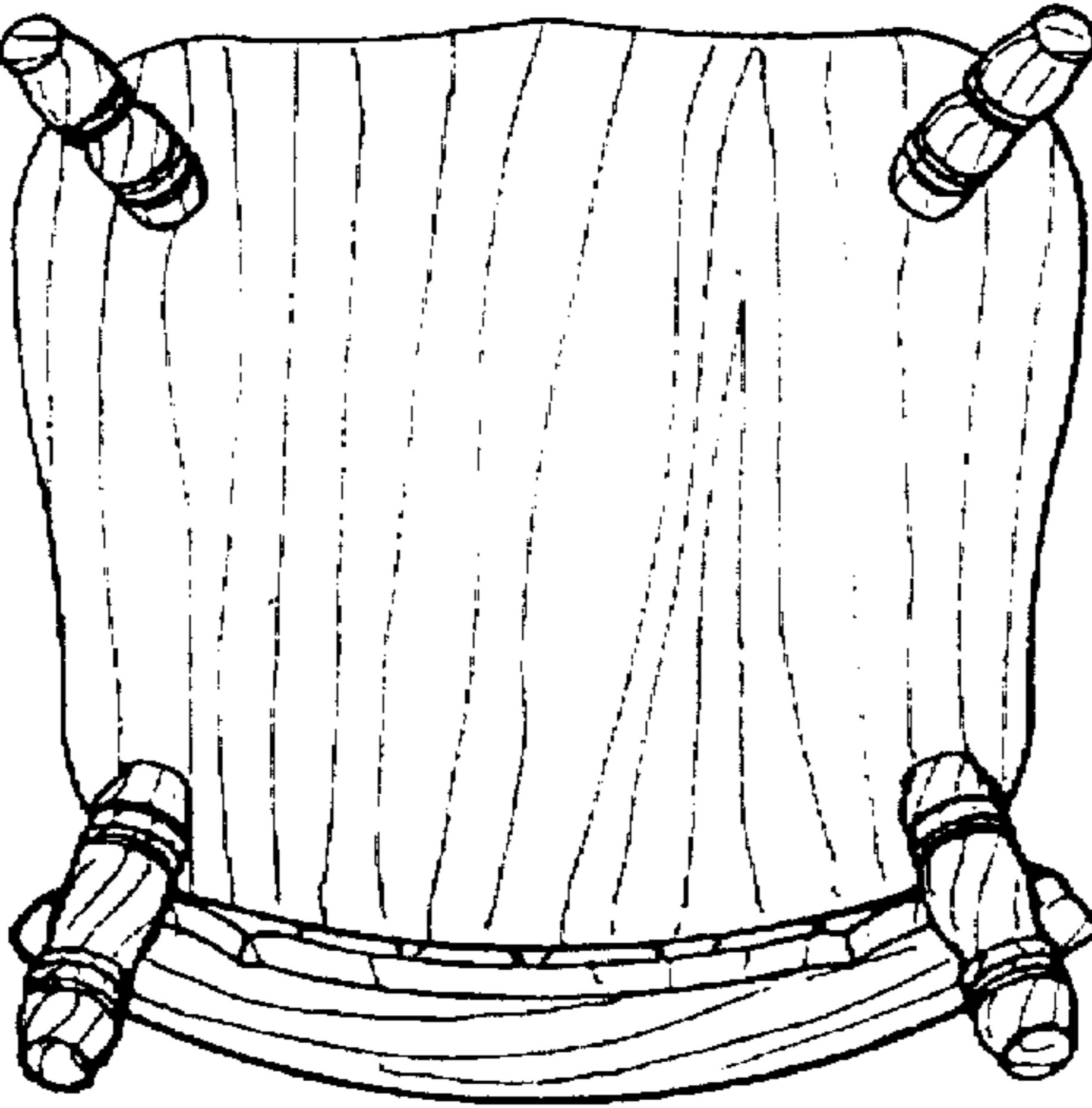


FIG. 6