



US00D388620S

**United States Patent** [19]  
**Gouldson et al.**

[11] **Patent Number:** **Des. 388,620**  
[45] **Date of Patent:** **\*\*Jan. 6, 1998**

[54] **GARMENT HANGER**  
[75] **Inventors:** **Stanley Gouldson, Northport; Roland Harmer, Centereach, both of N.Y.**  
[73] **Assignee:** **Spotless Plastics Pty. Ltd., Victoria, Australia**  
[\*\*] **Term:** **14 Years**  
[21] **Appl. No.:** **53,748**  
[22] **Filed:** **Apr. 29, 1996**

3,463,369 8/1969 Moskowitz .  
3,738,549 6/1973 Driscoll .  
4,006,547 2/1977 Samuels et al. .  
4,115,940 9/1978 Phillips .  
4,623,079 11/1986 Tendrup et al. .  
4,629,102 12/1986 Tendrup et al. .  
4,828,155 5/1989 Louw .  
4,886,195 12/1989 Blanchard .  
4,951,855 8/1990 Jacobson et al. .  
5,040,686 8/1991 Morrow .  
5,065,916 11/1991 Fildan .  
5,071,045 12/1991 Hollis .  
5,074,447 12/1991 Kolton et al. .  
5,092,502 3/1992 Kolton et al. .  
5,129,557 7/1992 Kolton et al. .

**Related U.S. Application Data**

[60] Division of Ser. No. 13,052, Sep. 15, 1993, Pat. No. Des. 371,246, which is a continuation-in-part of Ser. No. 870,696, Apr. 16, 1992, Pat. No. Des. 350,236.  
[51] **LOC (6) Cl.** ..... **06-08**  
[52] **U.S. Cl.** ..... **D6/326**  
[58] **Field of Search** ..... **D6/315, 326; 211/113; 223/91, 93, 95, 96, 85**

**FOREIGN PATENT DOCUMENTS**

21403/83 11/1983 Australia .  
90/09651 8/1990 WIPO .

*Primary Examiner*—Terry A. Wallace  
*Attorney, Agent, or Firm*—Scully, Scott, Murphy & Presser

[57] **CLAIM**

The ornamental design for a garment hanger, as shown and described.

[56] **References Cited**

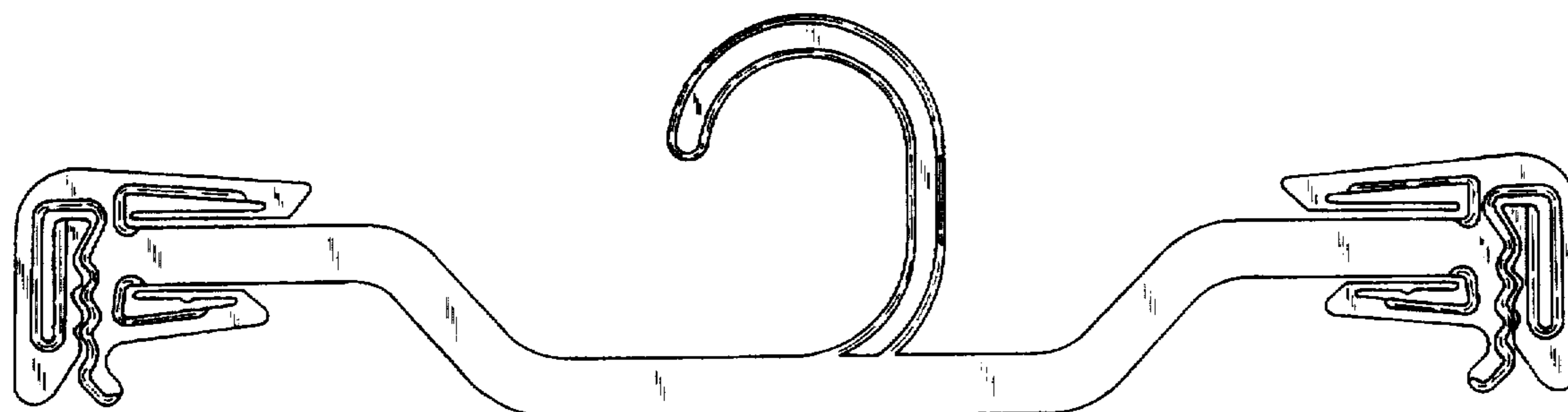
**U.S. PATENT DOCUMENTS**

D. 236,572 9/1975 Ostroll .  
D. 246,817 1/1978 Mainetti .  
D. 283,854 5/1986 Marshall .  
D. 305,484 1/1990 Fildan .  
D. 324,459 3/1992 Gouldson et al. .  
D. 327,578 7/1992 Fildan .  
D. 327,581 7/1992 Fildan .  
D. 329,754 9/1992 Gouldson et al. .  
D. 340,138 10/1993 Gouldson .  
D. 340,586 10/1993 Fildan .  
D. 348,987 7/1994 Gouldson et al. .

**DESCRIPTION**

FIG. 1 is a front elevation view of a garment hanger showing our new design;  
FIG. 2 is a rear elevation view thereof;  
FIG. 3 is a right side elevation view thereof;  
FIG. 4 is a left side elevation view thereof;  
FIG. 5 is a top plan view thereof; and,  
FIG. 6 is a bottom plan view thereof.

**1 Claim, 3 Drawing Sheets**



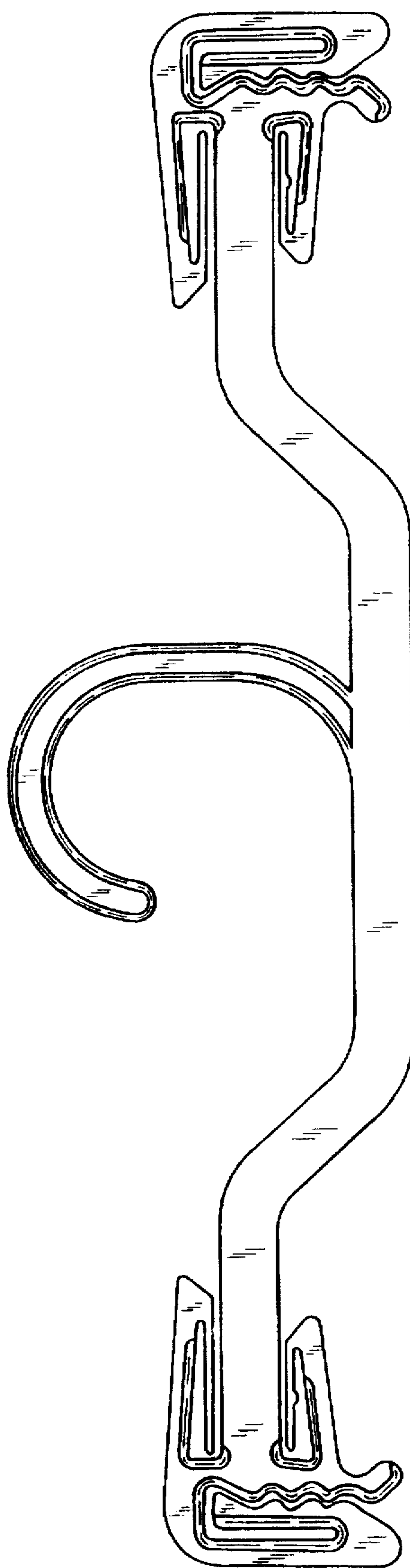


FIG. 1




FIG. 2



FIG. 5



FIG. 6




FIG. 3



FIG. 4