



US00D388618S

United States Patent [19]

[11] Patent Number: **Des. 388,618**

Allekotte

[45] Date of Patent: ****Jan. 6, 1998**

[54] **POSTER FRAME**

4,906,503	3/1990	De La Cruz et al.	40/603 X
5,099,590	3/1992	Yamaguchi .	
5,388,794	2/1995	Wolff .	
5,461,804	10/1995	Perkins	40/603 X
5,502,909	4/1996	Rabkin .	
5,522,165	6/1996	Molla .	

[76] Inventor: **Heinz Allekotte**, Donatusstrasse 22,
D-50767, Koln, Germany

[**] Term: **14 Years**

Primary Examiner—Janice E. Seeger
Attorney, Agent, or Firm—Diller, Ramik & Wight, PC

[21] Appl. No.: **60,596**

[22] Filed: **Oct. 2, 1996**

[57] CLAIM

[51] LOC (6) Cl. **06-07**

[52] U.S. Cl. **D6/312**

[58] Field of Search D6/300-303, 309-314;
40/700, 739, 744, 757-759, 780, 781, 798,
603; 248/490, 491

The ornamental design for a poster frame, as shown and described.

DESCRIPTION

[56] References Cited

U.S. PATENT DOCUMENTS

759,839	5/1904	Barcus	40/780 X
1,056,636	3/1913	Davison	248/491
1,595,648	8/1926	Corley	40/758 X
2,695,473	11/1954	Lynch	248/491 X
2,722,420	11/1955	Adamson .	
3,080,166	3/1963	Clark .	
3,792,678	2/1974	Rowland .	
4,827,647	5/1989	Monroe .	

FIG. 1 is a front elevational view of a poster frame showing my new design;

FIG. 2 is a rear elevational view thereof;

FIG. 3 is a left-side elevational view thereof;

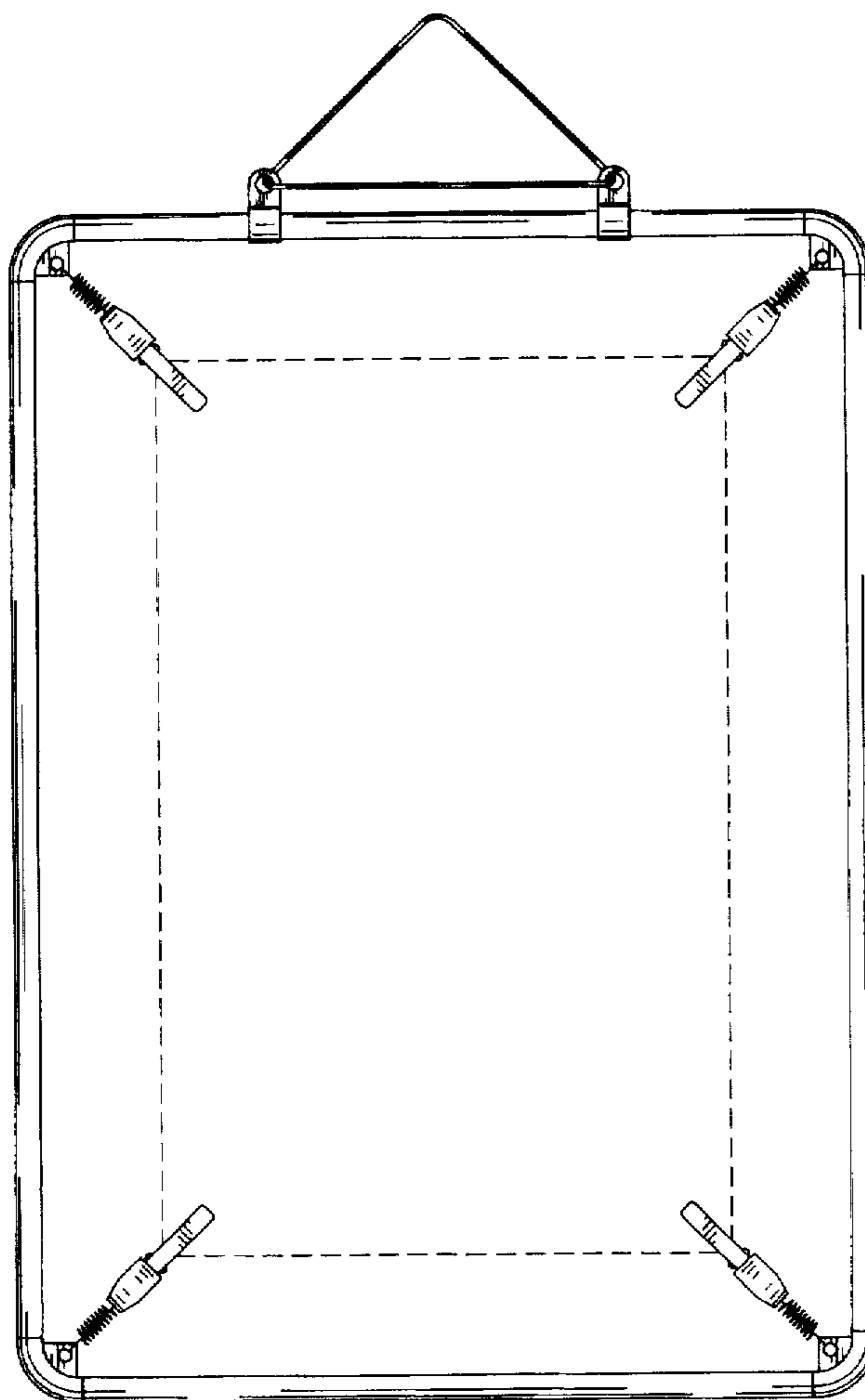
FIG. 4 is a right-side elevational view thereof;

FIG. 5 is a top plan elevational view thereof; and,

FIG. 6 is a bottom plan view thereof.

The broken lines are for environmental purposes only and form no part of the claimed design.

1 Claim, 4 Drawing Sheets



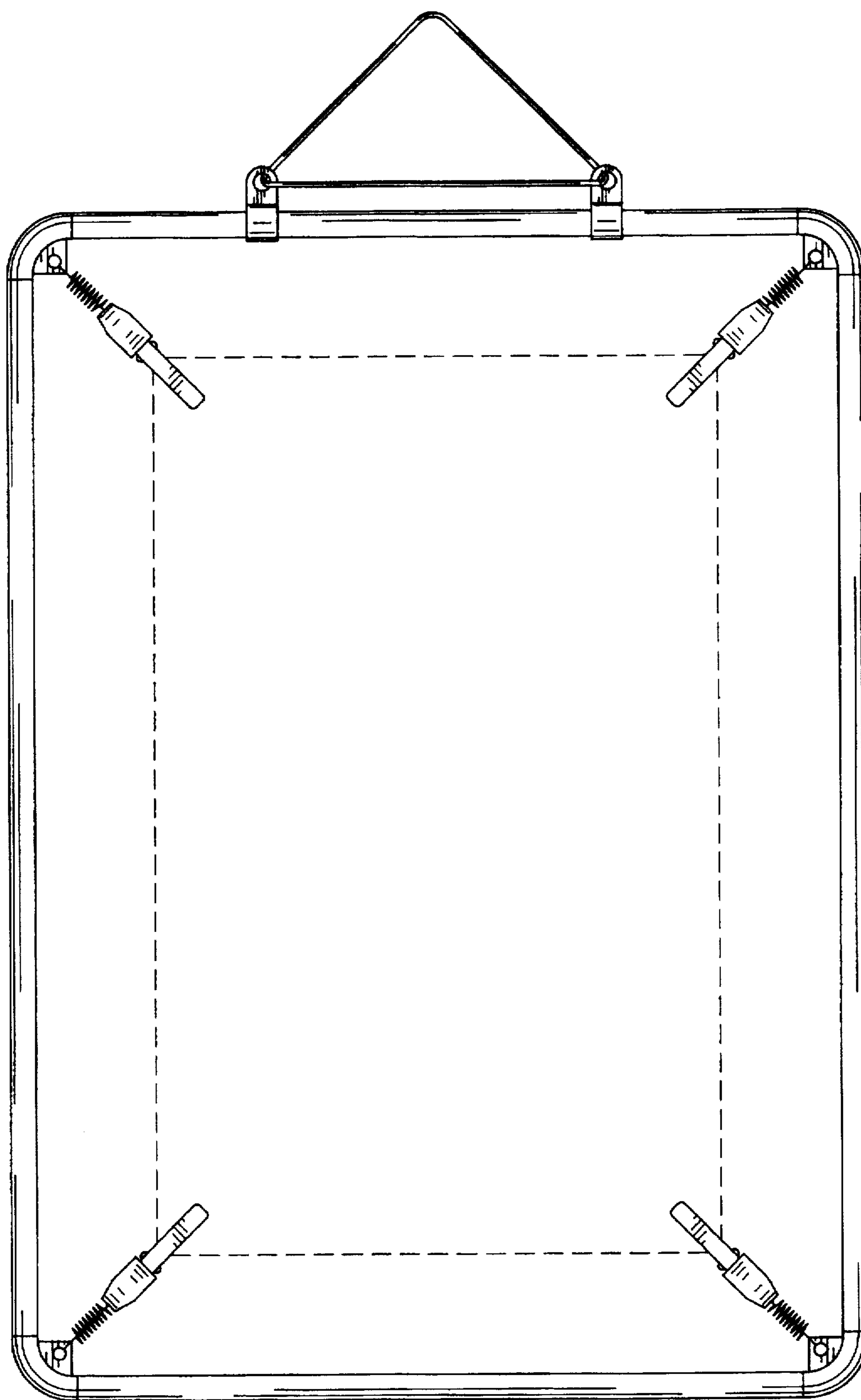


FIG. 1

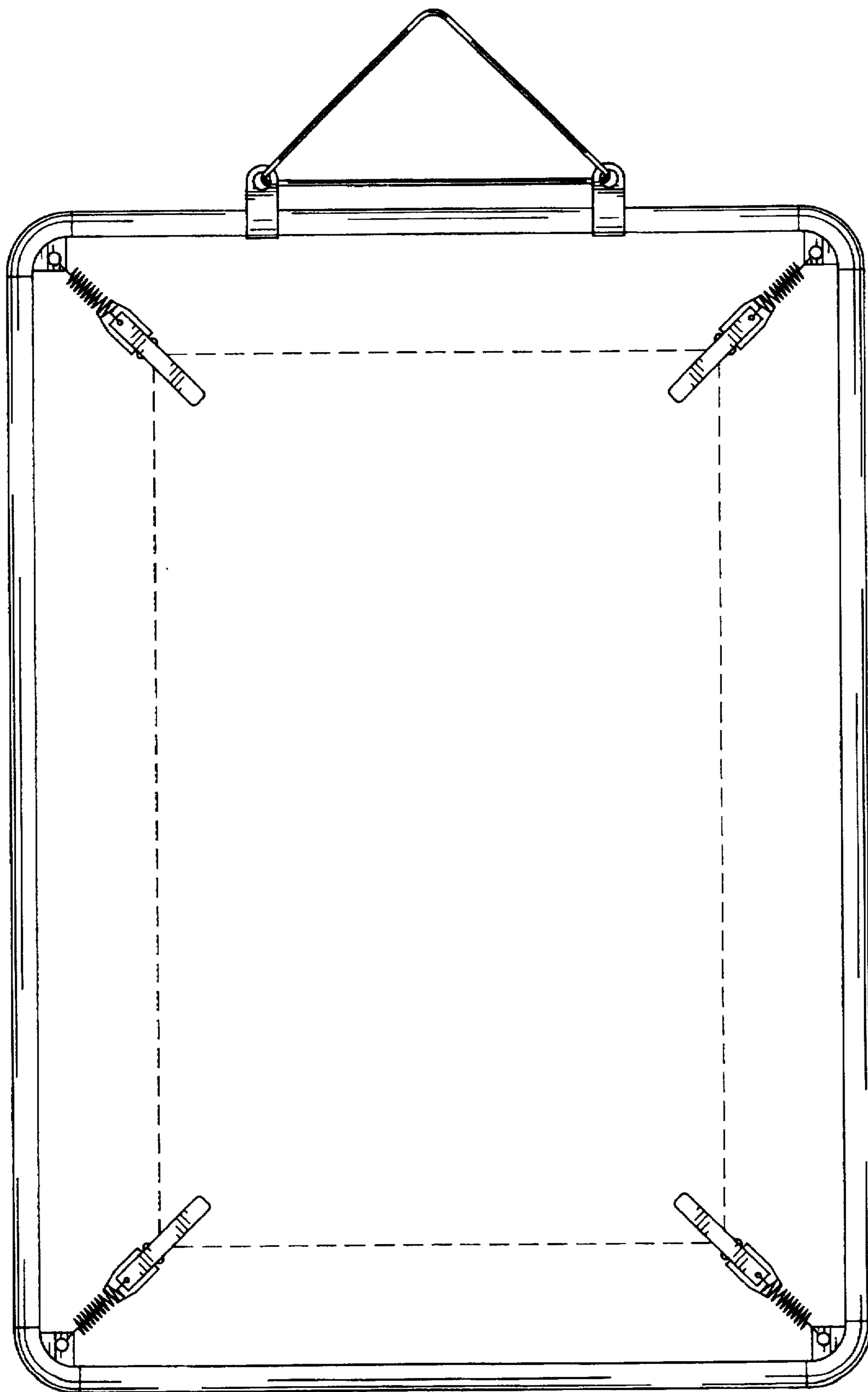


FIG. 2

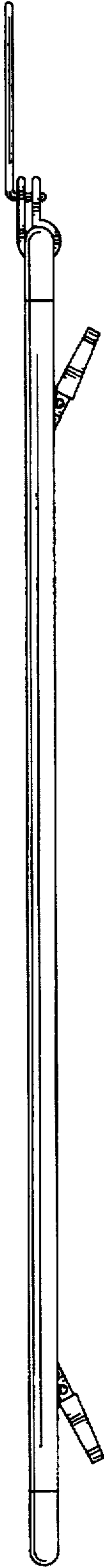


FIG. 3

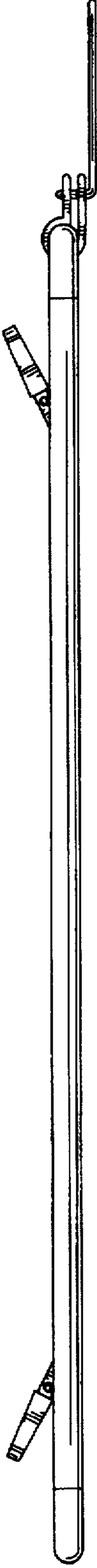


FIG. 4




FIG. 5




FIG. 6