



US00D388616S

# United States Patent [19]

Wieder et al.

[11] Patent Number: **Des. 388,616**

[45] Date of Patent: **\*\*Jan. 6, 1998**

[54] **TONGUE BRUSH HANDLE WITH CONVEX HEAD**

4,638,521	1/1987	Potente et al. ....	15/167.1
5,217,475	6/1993	Kuber .....	606/161
5,226,197	7/1993	Nack et al. ....	15/160 X

[75] Inventors: **Steven M. Wieder; Thomas A. Oechslin**, both of Sarasota, Fla.

### FOREIGN PATENT DOCUMENTS

451111	10/1927	Germany .....	15/167.1
325419	6/1936	Italy .....	15/167.1
169650	8/1934	Switzerland .....	15/167.1
19886	of 1905	United Kingdom .....	15/167.1
141640	4/1920	United Kingdom .....	15/167.1
484331	5/1938	United Kingdom .....	15/167.1

[73] Assignee: **Peak Enterprises, Inc.**, Sarasota, Fla.

[\*\*] Term: **14 Years**

[21] Appl. No.: **61,990**

[22] Filed: **Nov. 5, 1996**

[51] LOC (6) Cl. .... **04-02**

[52] U.S. Cl. .... **D4/111; D4/127**

[58] Field of Search ..... **D4/101-104, 112, D4/127, 133, 134, 136; 15/143.1, 159.1, 167.1, 167.2, 110; D24/146; 601/139, 141**

### OTHER PUBLICATIONS

Dr. Gizmo, Forbes Magazine, 1995 FYI, pp. 48 and 50.

*Primary Examiner*—Alan P. Douglas  
*Assistant Examiner*—Lavone D. Tabor  
*Attorney, Agent, or Firm*—Mayer, Brown & Platt

### [56] References Cited

#### U.S. PATENT DOCUMENTS

D. 142,917	11/1945	Strieby .....	15/167.1 X
D. 270,972	10/1983	Rosofsky .....	D4/104
D. 336,369	6/1993	Harden .....	D4/104
D. 357,121	4/1995	Fuentes et al. ....	D4/104
381,749	4/1888	Ashburner .....	15/205.2
457,007	8/1891	Osborn .....	15/205.2
800,422	9/1905	White .....	15/205.2
2,064,860	12/1936	Sekine .....	15/167.1
2,582,552	1/1952	Marco .....	15/171
4,538,631	9/1985	Prince .....	15/167.1

### [57] CLAIM

The ornamental design for a tongue brush handle with convex head, as shown and described.

### DESCRIPTION

FIG. 1 is a side elevational of a tongue brush handle with convex head embodying our new design;  
FIG. 2 is a perspective view as seen from the bottom and opposite side thereof;  
FIG. 3 a top perspective view thereof; and,  
FIG. 4 is a bottom perspective thereof.

**1 Claim, 2 Drawing Sheets**

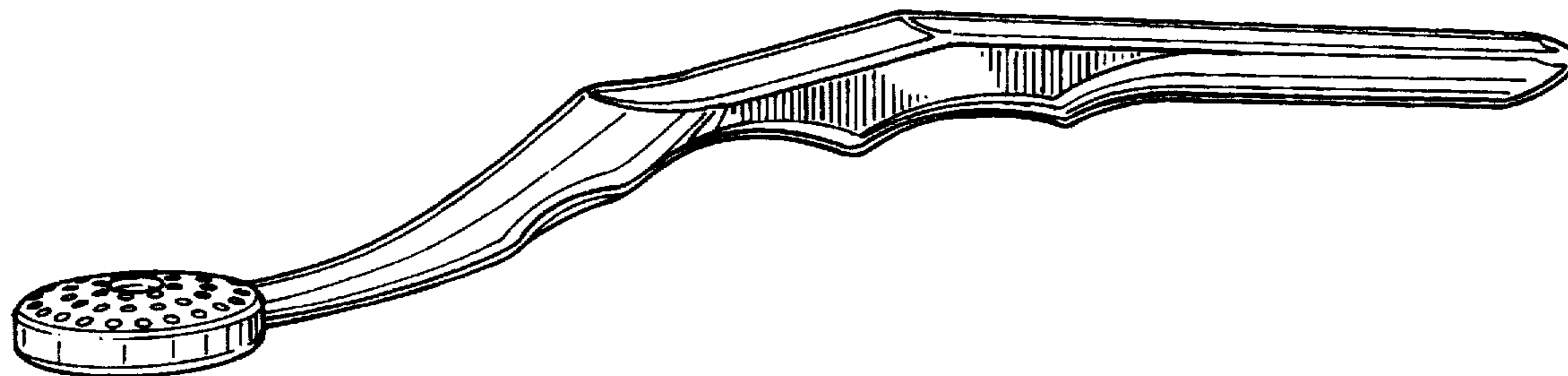


FIG. 1

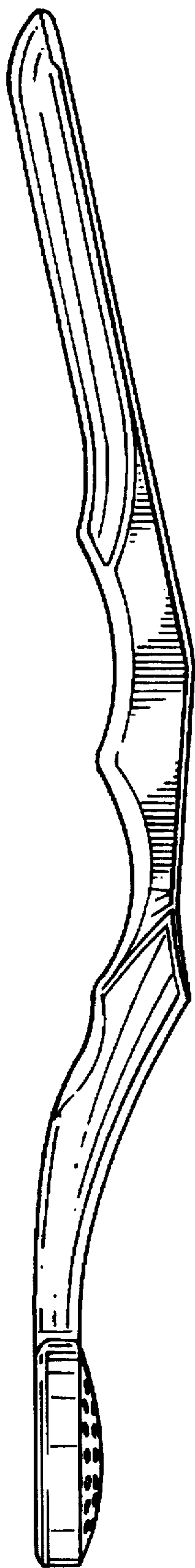


FIG. 2

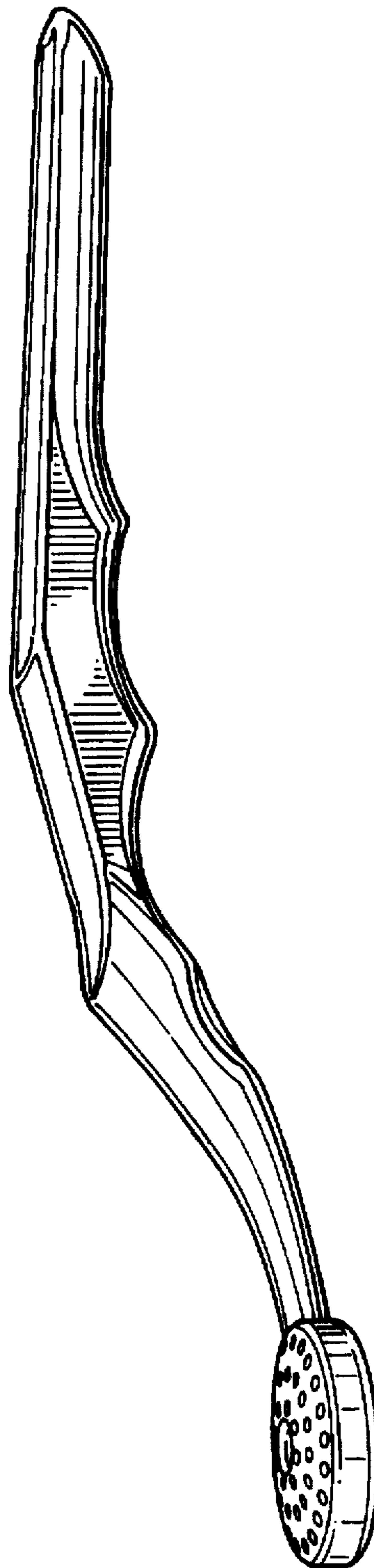


FIG. 3

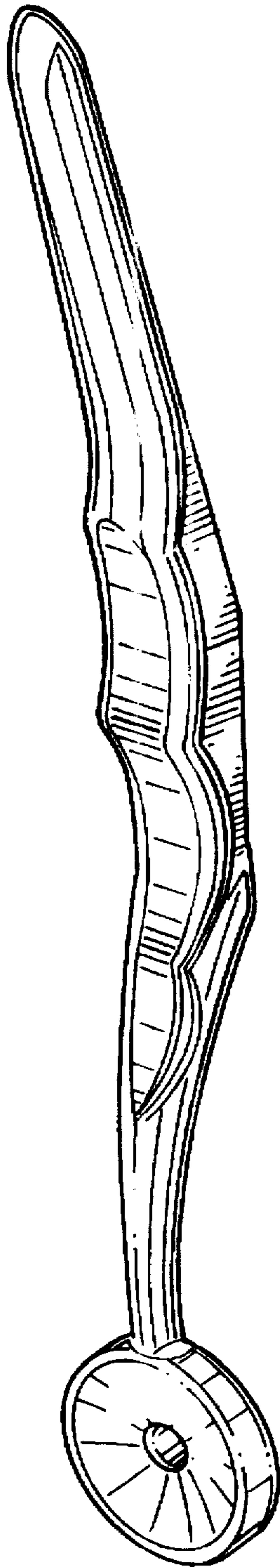


FIG. 4

