



US00D388613S

United States Patent [19]

Stützer et al.

[11] Patent Number: **Des. 388,613**

[45] Date of Patent: ****Jan. 6, 1998**

[54] TOOTHBRUSH WITH ORAL IRRIGATOR

[75] Inventors: **Franz Alban Stützer**, Offenbach am Main; **Bernd Figur**, Schaafheim/Schlierbach, both of Germany

[73] Assignee: **Rowenta-Werke**, Offenbach a.M., Germany

[**] Term: **14 Years**

[21] Appl. No.: **58,982**

[22] Filed: **Aug. 29, 1996**

[30] Foreign Application Priority Data

Feb. 29, 1996 [DE] Germany 96 01 935.2

[51] LOC (6) Cl. **04-02**

[52] U.S. Cl. **D4/101; D4/108; D24/111**

[58] Field of Search **D4/101, 104-112, D4/127, 132, 134, 138; D24/111; 601/141, 142, 162, 163, 165; 15/22.1, 22.2, 28-29, 143.1, 159.1, 167.1, 167.2; 433/80-82, 84-86, 165-166, 216**

[56] References Cited

U.S. PATENT DOCUMENTS

D. 266,117 9/1982 Oberheim D4/101

D. 341,943	12/1993	Si-Hoe	D4/108
D. 361,433	8/1995	Yang	D4/101
3,425,410	2/1969	Cammack	601/162
3,496,933	2/1970	Lloyd	601/162
5,544,382	8/1996	Giuliani et al.	15/22.1

OTHER PUBLICATIONS

Self Care Catalog, Autumn 1993; Braun/Oral-B Dental Hygiene Set, p. 17.

Primary Examiner—Alan P. Douglas
Assistant Examiner—Lavone D. Tabor
Attorney, Agent, or Firm—Cohen, Pontani, Lieberman & Pavane

[57] CLAIM

The ornamental design for a toothbrush oral irrigator, as shown.

DESCRIPTION

FIG. 1 is a front perspective view of the toothbrush with oral irrigator showing our new design;
FIG. 2 is a rear perspective view thereof;
FIG. 3 is a left side elevational view thereof;
FIG. 4 is a right side elevational view thereof;
FIG. 5 is a front elevational view thereof;
FIG. 6 is a rear elevational view thereof;
FIG. 7 is a top plan view thereof; and,
FIG. 8 is a bottom plan view thereof.

1 Claim, 2 Drawing Sheets






FIG. 1




FIG. 2




FIG. 3




FIG. 4




FIG. 5




FIG. 6

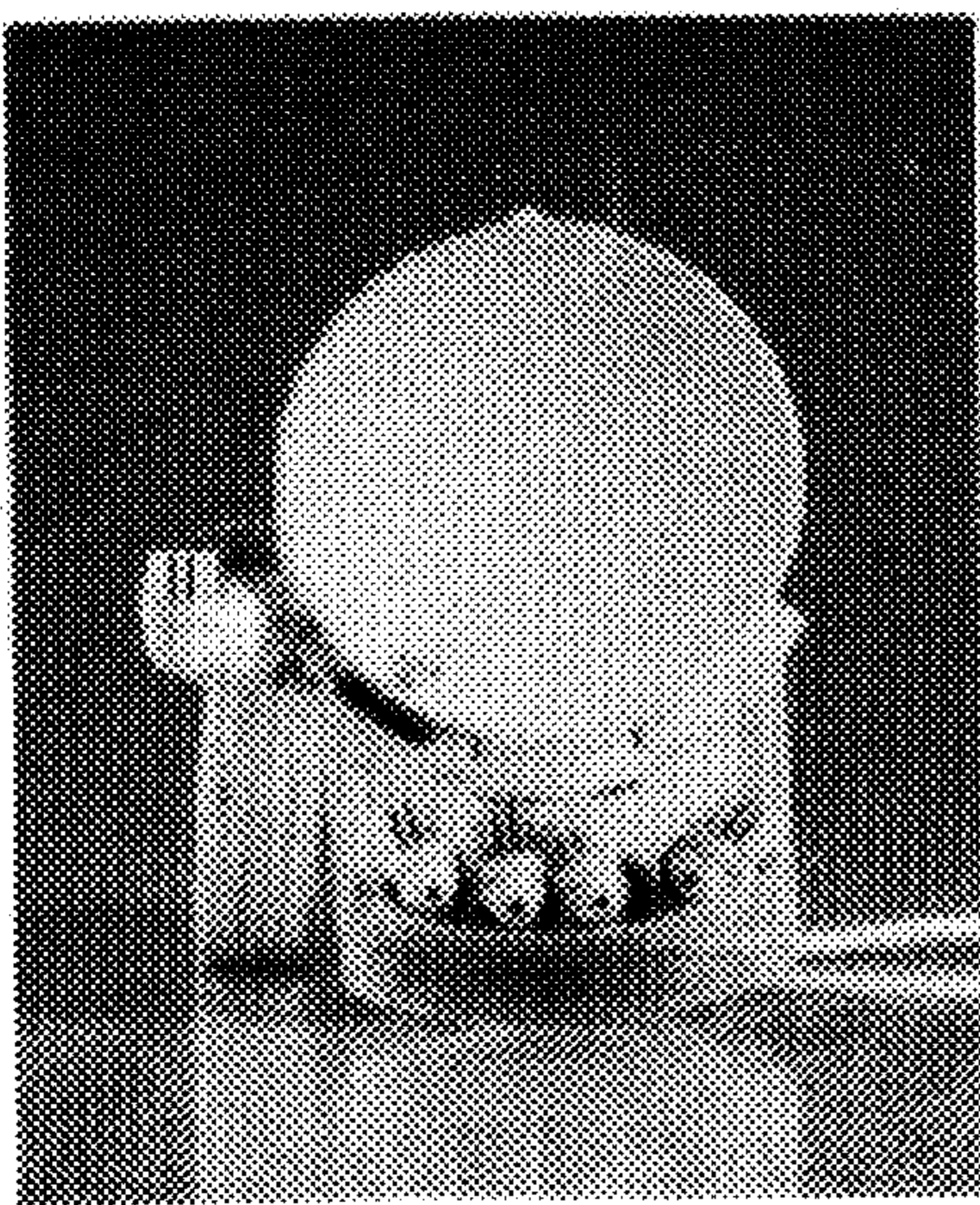


FIG. 7




FIG. 8