



US00D388604S

United States Patent [19]
Castro

[11] **Patent Number:** **Des. 388,604**
[45] **Date of Patent:** ****Jan. 6, 1998**

[54] **BOTTLE NECK RETAINING CLASP AND STRAP**

[76] **Inventor:** **Mauricio Castro, 3175 S. Hoover St., No. 604, Los Angeles, Calif. 90007**

[**] **Term:** **14 Years**

[21] **Appl. No.:** **40,440**

[22] **Filed:** **Jun. 19, 1995**

[51] **LOC (6) Cl.** **03-01**

[52] **U.S. Cl.** **D3/229; D7/620**

[58] **Field of Search** **D3/229; D7/619, D7/620, 622; 224/202, 205, 148, 175, 258**

[56] **References Cited**

U.S. PATENT DOCUMENTS

- D. 329,964 10/1992 Dobbins et al. D7/619
- D. 346,532 5/1994 Ogden et al. D7/619
- D. 347,734 6/1994 Patterson et al. D3/229
- 5,413,261 5/1995 Wu 224/202 X

Primary Examiner—Doris V. Coles
Assistant Examiner—Catherine R. Oliver
Attorney, Agent, or Firm—Cislo & Thomas

[57] **CLAIM**

The ornamental design for a bottle neck retaining clasp and strap, as shown and described.

DESCRIPTION

FIG. 1 is a rear perspective view of the bottle neck retaining clasp and strap showing my new design, with the strap broken away to show indeterminate length;

FIG. 2 is a front elevational view thereof, with the strap broken away to show indeterminate length;

FIG. 3 is a right side elevational view thereof, with the strap broken away to show indeterminate length;

FIG. 4 is a rear elevational view thereof, with the strap broken away to show indeterminate length;

FIG. 5 is a left side elevational view thereof; with the strap broken away to show indeterminate length;

FIG. 6 is a top plan view thereof; and,

FIG. 7 is a bottom plan view thereof.

1 Claim, 2 Drawing Sheets

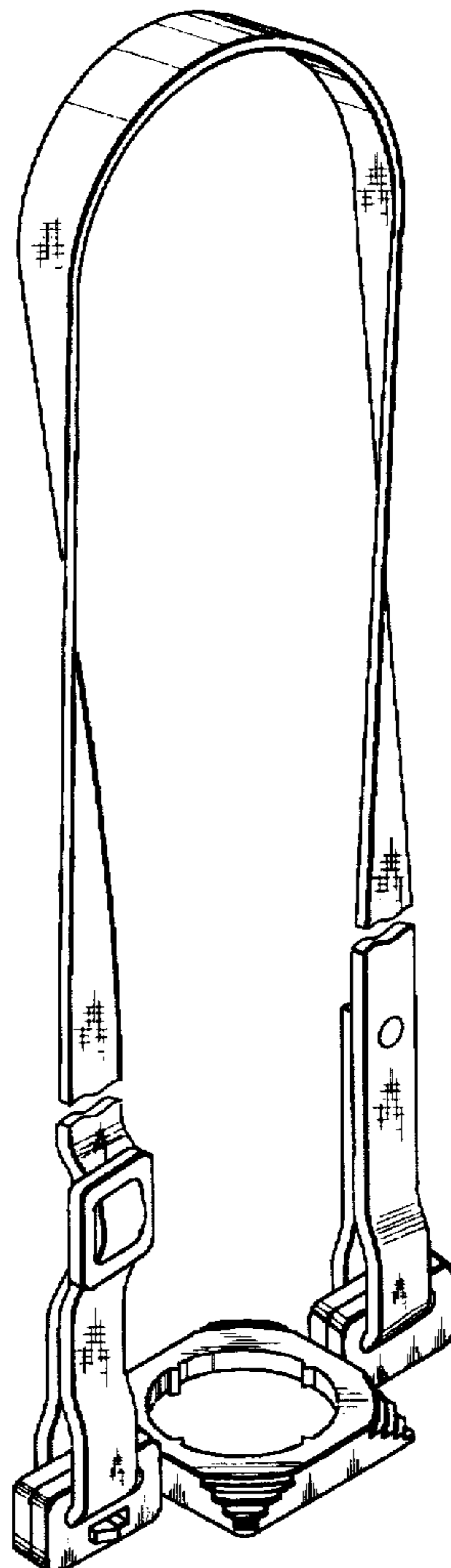


FIG. 1.

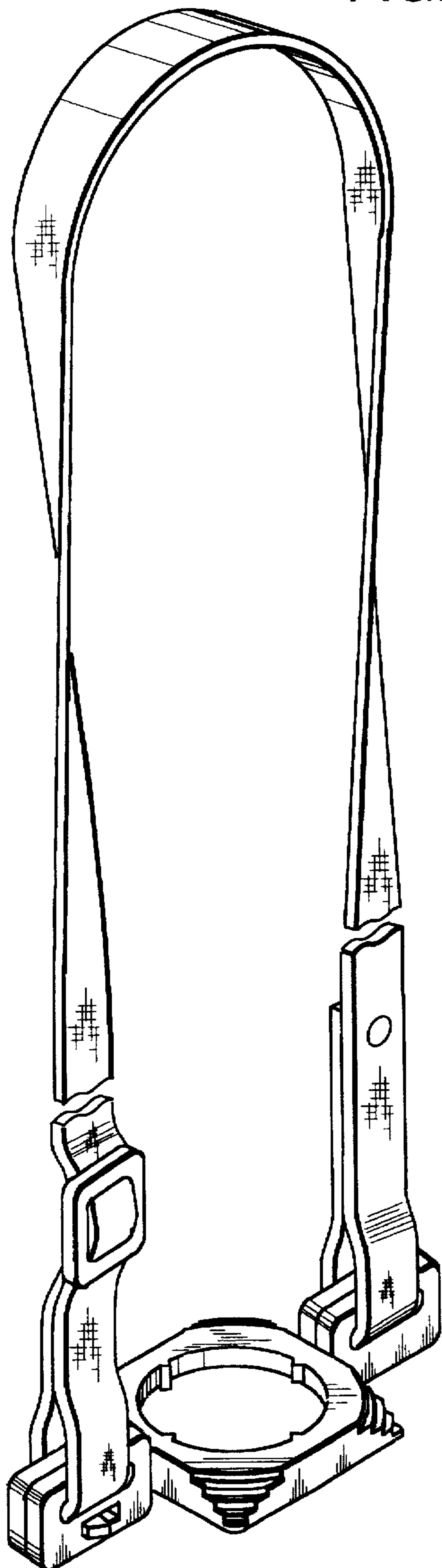


FIG. 2.

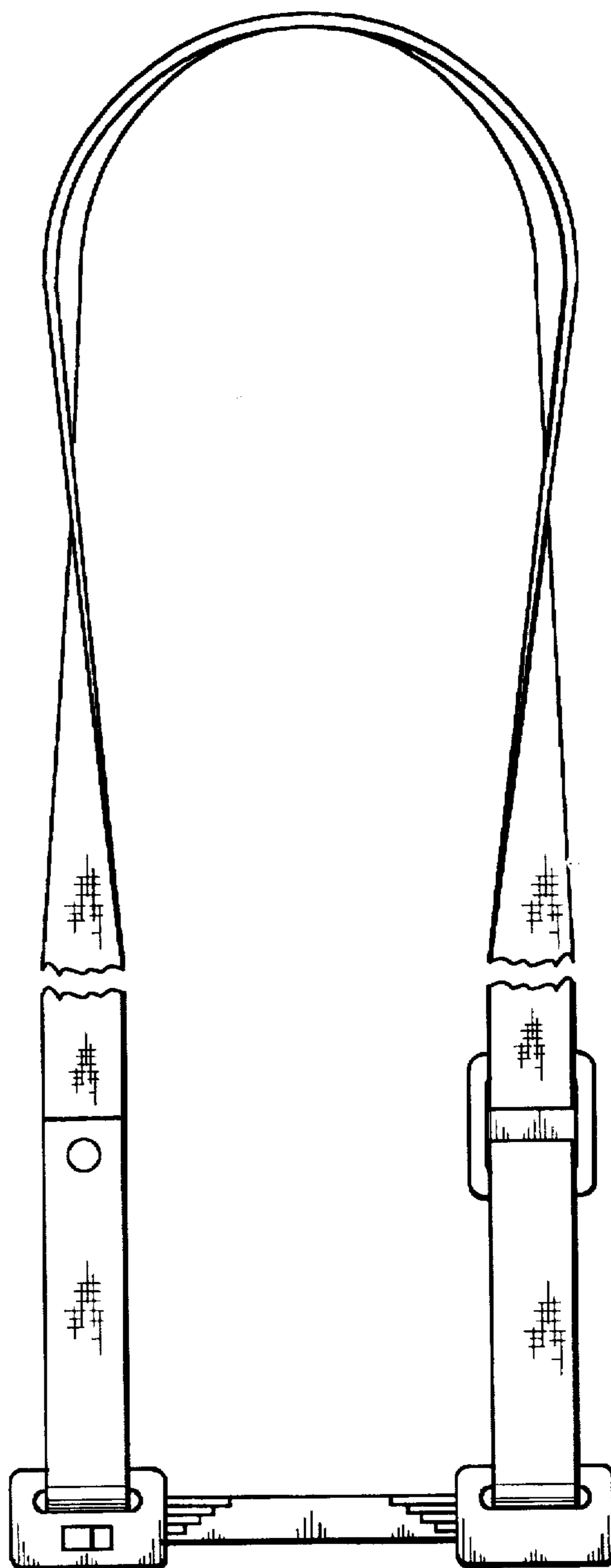


FIG. 3.

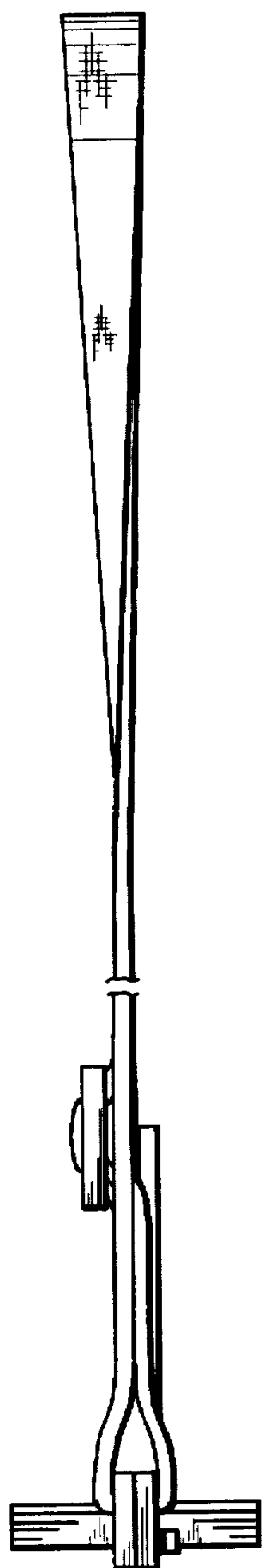


FIG. 4.

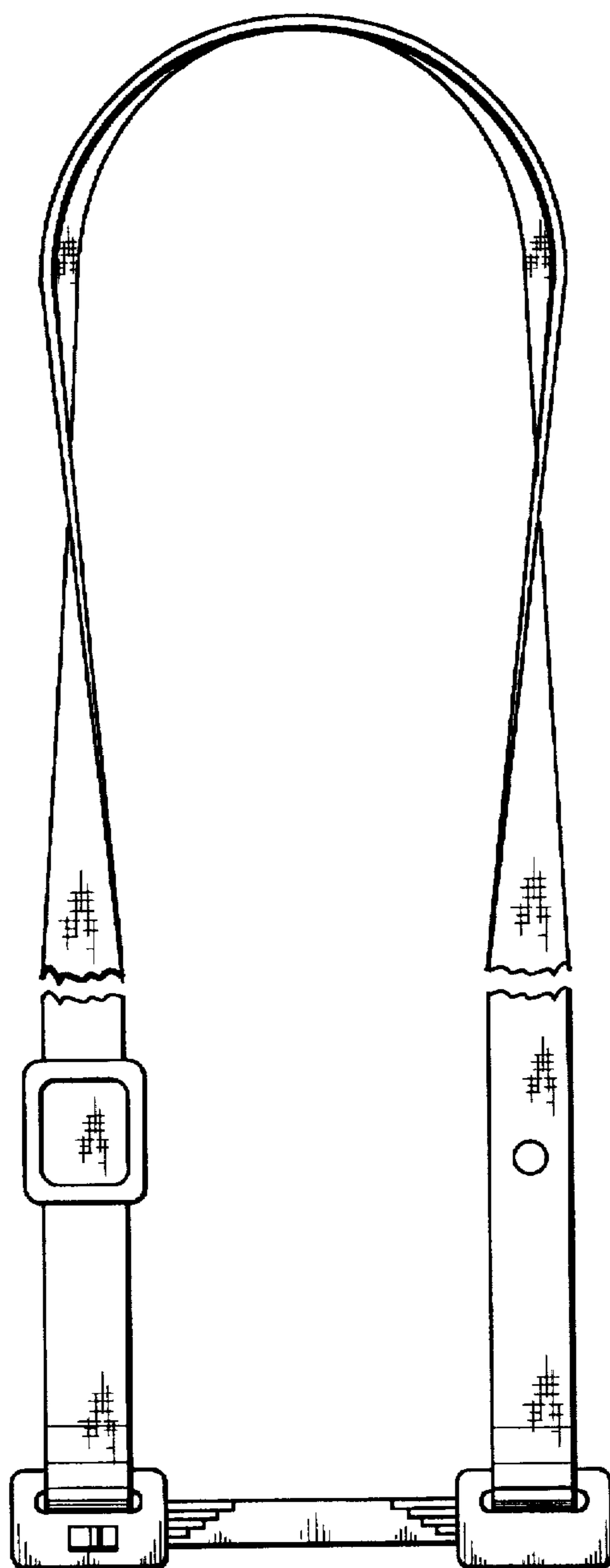


FIG. 5.




FIG. 6.

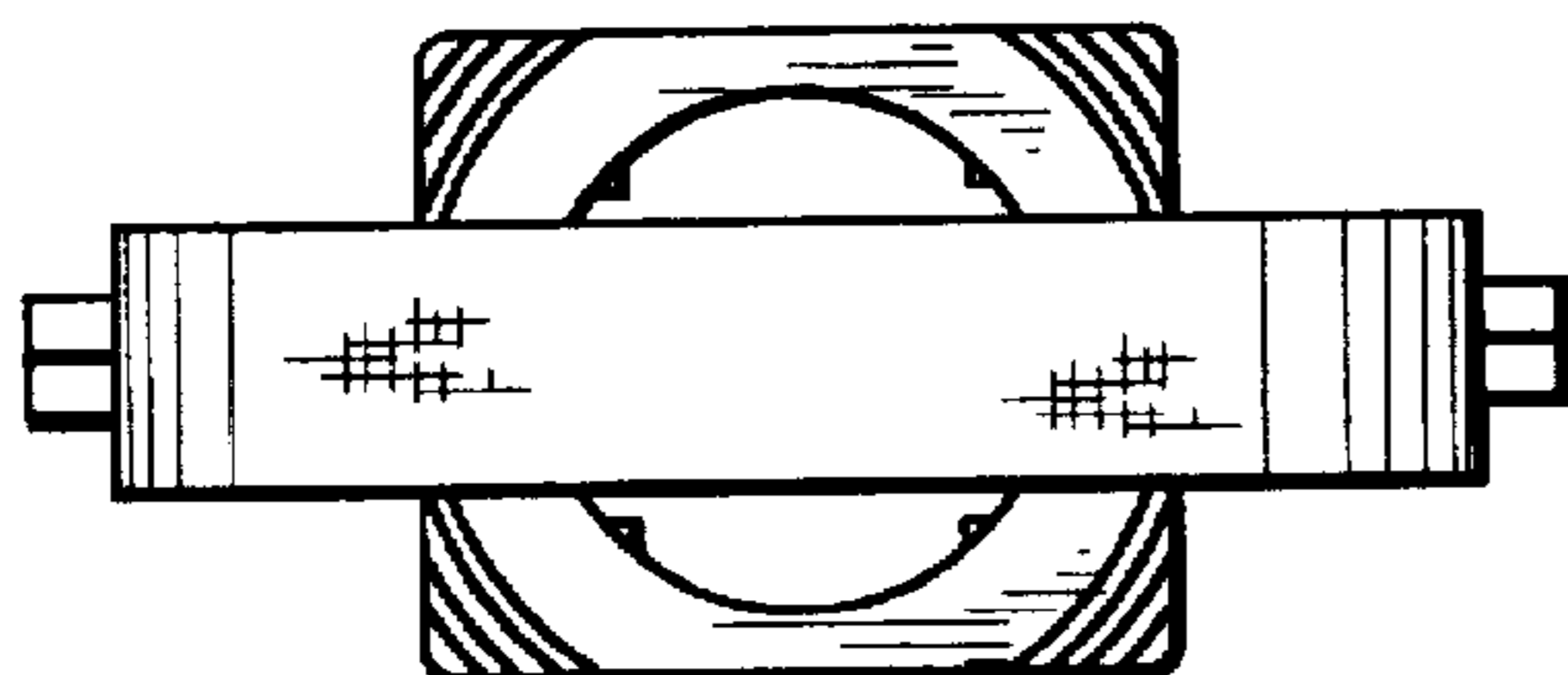


FIG. 7.

