



US00D388590S

United States Patent [19]
Johnson

[11] **Patent Number: Des. 388,590**
[45] **Date of Patent: **Jan. 6, 1998**

[54] **GOLF SHOE REMOVABLE SOLE COVERING**
[76] **Inventor: Ron D. Johnson, 1851 Gibbs Shoals Rd., Greer, S.C. 29650**
[**] **Term: 14 Years**
[21] **Appl. No.: 50,163**
[22] **Filed: Feb. 9, 1996**
[51] **LOC (6) Cl. 22-05**
[52] **U.S. Cl. D2/914; D2/909**
[58] **Field of Search D2/909, 914; 36/127, 36/135, 7.1 R, 7.3, 7.4, 7.5, 7.2**

5,172,496 12/1992 Vemi 36/135
5,197,210 3/1993 Sink 36/127
5,398,429 3/1995 Olsen 36/135
5,446,977 9/1995 Nagano et al. 36/135 X

OTHER PUBLICATIONS

Austad's Golf Catalog, Summer, 1996, p. 22.

Primary Examiner—Doris V. Coles
Attorney, Agent, or Firm—Dority & Manning

[57] **CLAIM**

The ornamental design for a golf shoe removable sole covering, as shown and described.

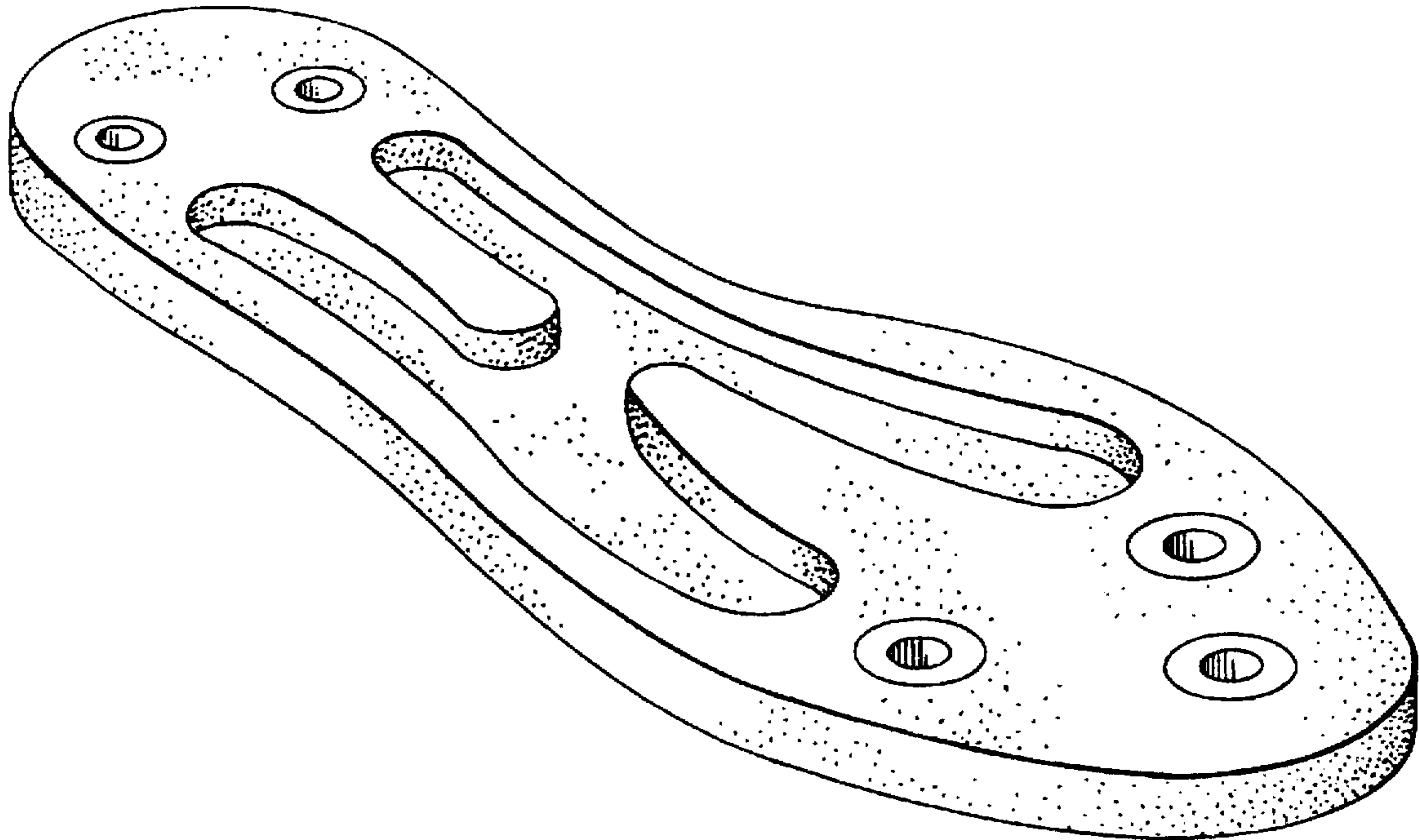
DESCRIPTION

FIG. 1 is a bottom perspective view of a golf shoe removable sole covering, showing my new design; FIG. 2 is a top perspective view thereof; FIG. 3 is a rear elevational view thereof; FIG. 4 is a top plan view thereof; FIG. 5 is a front elevational view thereof; FIG. 6 is a left side elevational view thereof; FIG. 7 is a right side elevational view thereof; and, FIG. 8 is a bottom plan view thereof. The broken line showing of a golf shoe in FIG. 1 is for illustrative purposes only and forms no part of the claimed design.

[56] **References Cited**
U.S. PATENT DOCUMENTS

D. 321,086	10/1991	Klingseis et al.	D2/914
D. 321,970	12/1991	Cochran	D2/914
D. 330,279	10/1992	Turner	D2/914
D. 337,869	8/1993	Weisman	D2/914
1,749,351	3/1930	McQueen .	
3,020,654	2/1962	McCann	36/7.5
3,243,902	4/1966	Chapman .	
3,354,562	11/1967	Munari	D6/7.5 X
3,763,578	10/1973	Chadwell	36/7.3
3,964,180	6/1976	Cortese	36/135
4,145,055	3/1979	O'Brien	36/135 X
4,693,019	9/1987	Kim	36/73
5,070,631	12/1991	Fenton	36/127

1 Claim, 2 Drawing Sheets



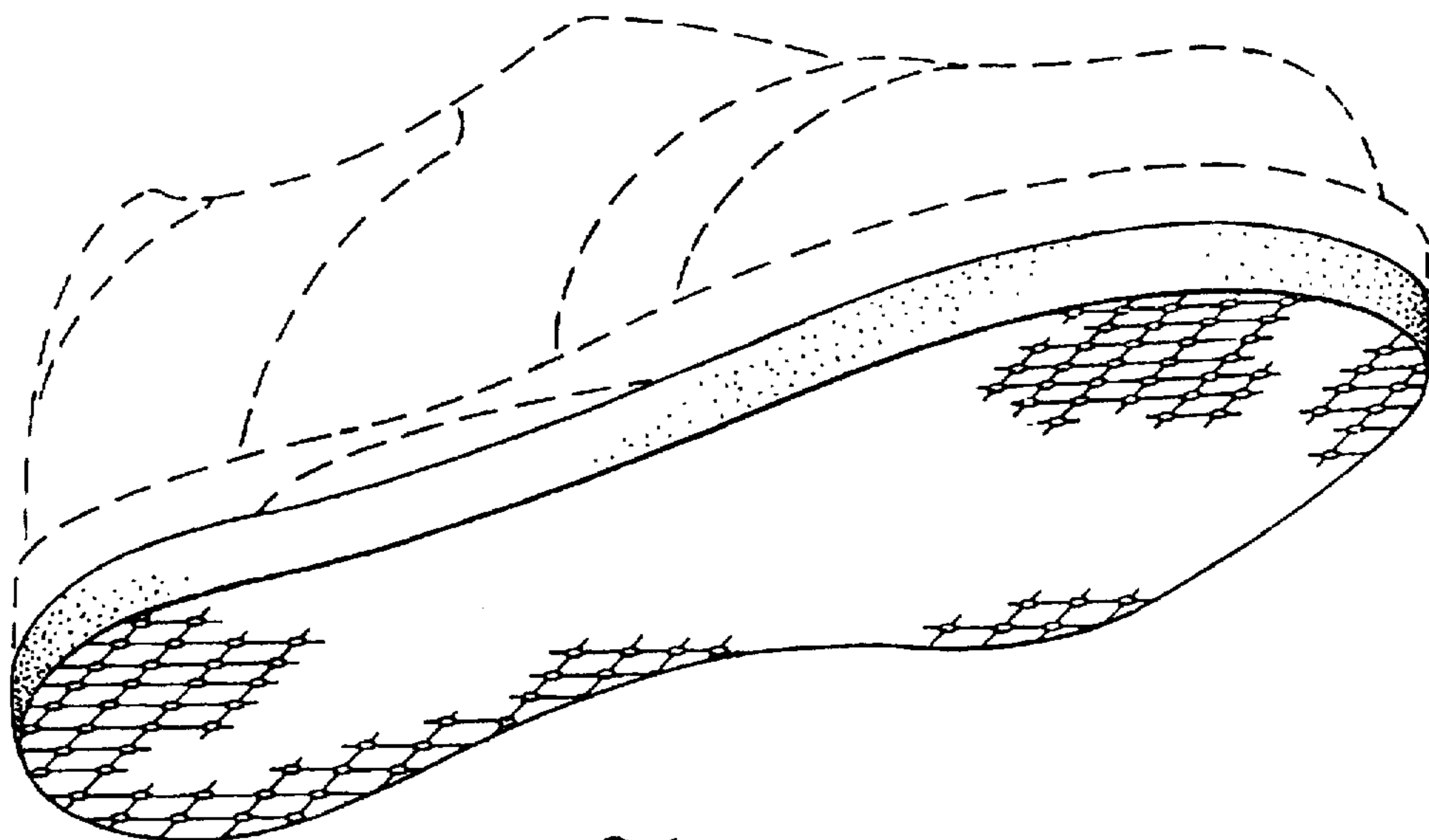


Fig. 1

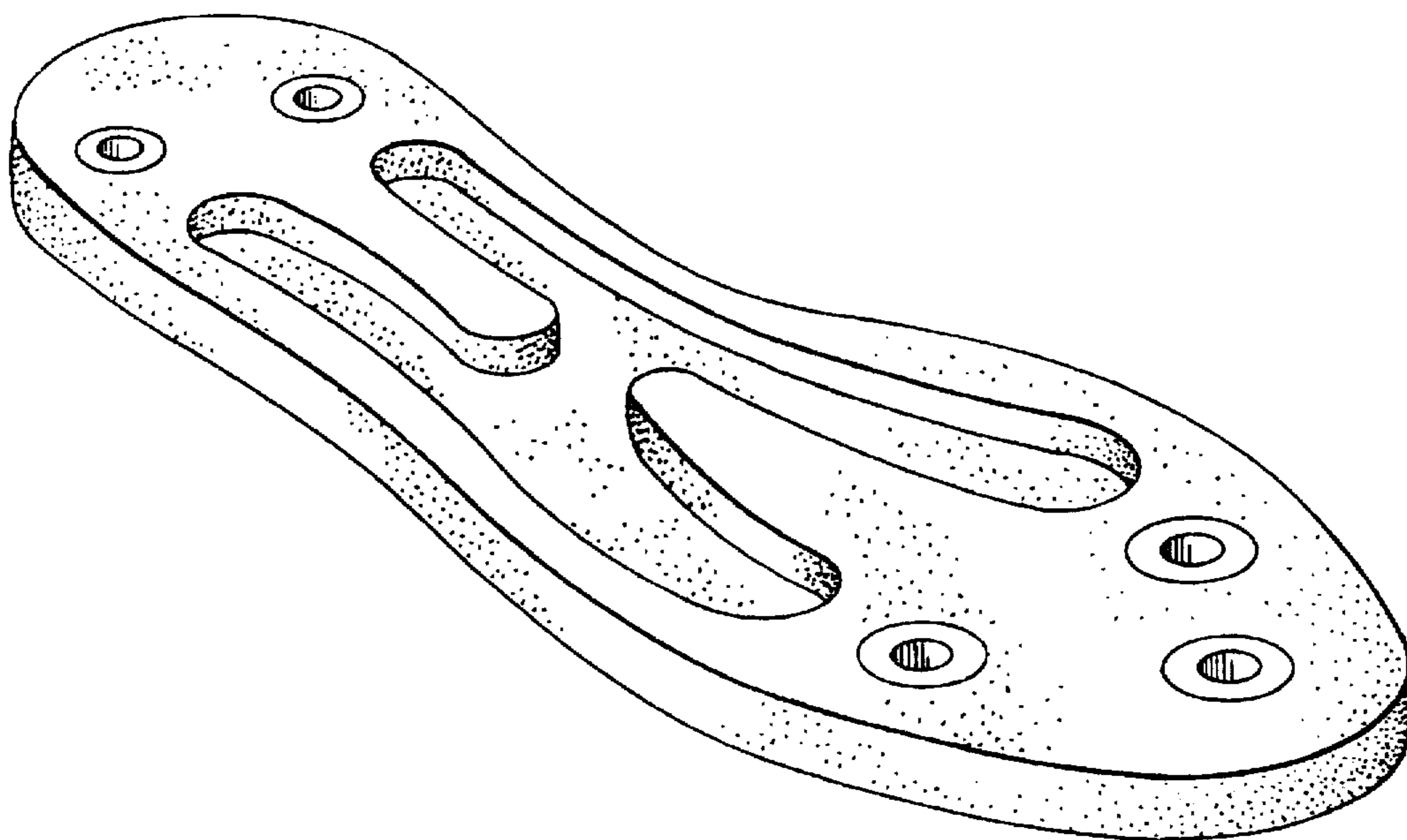


Fig. 2

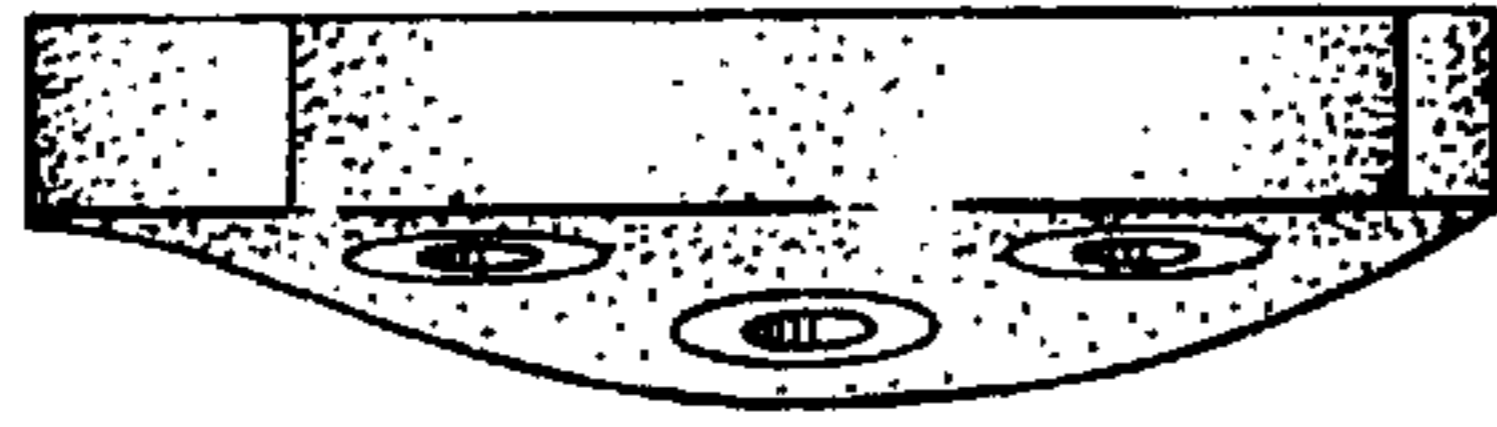


Fig. 3

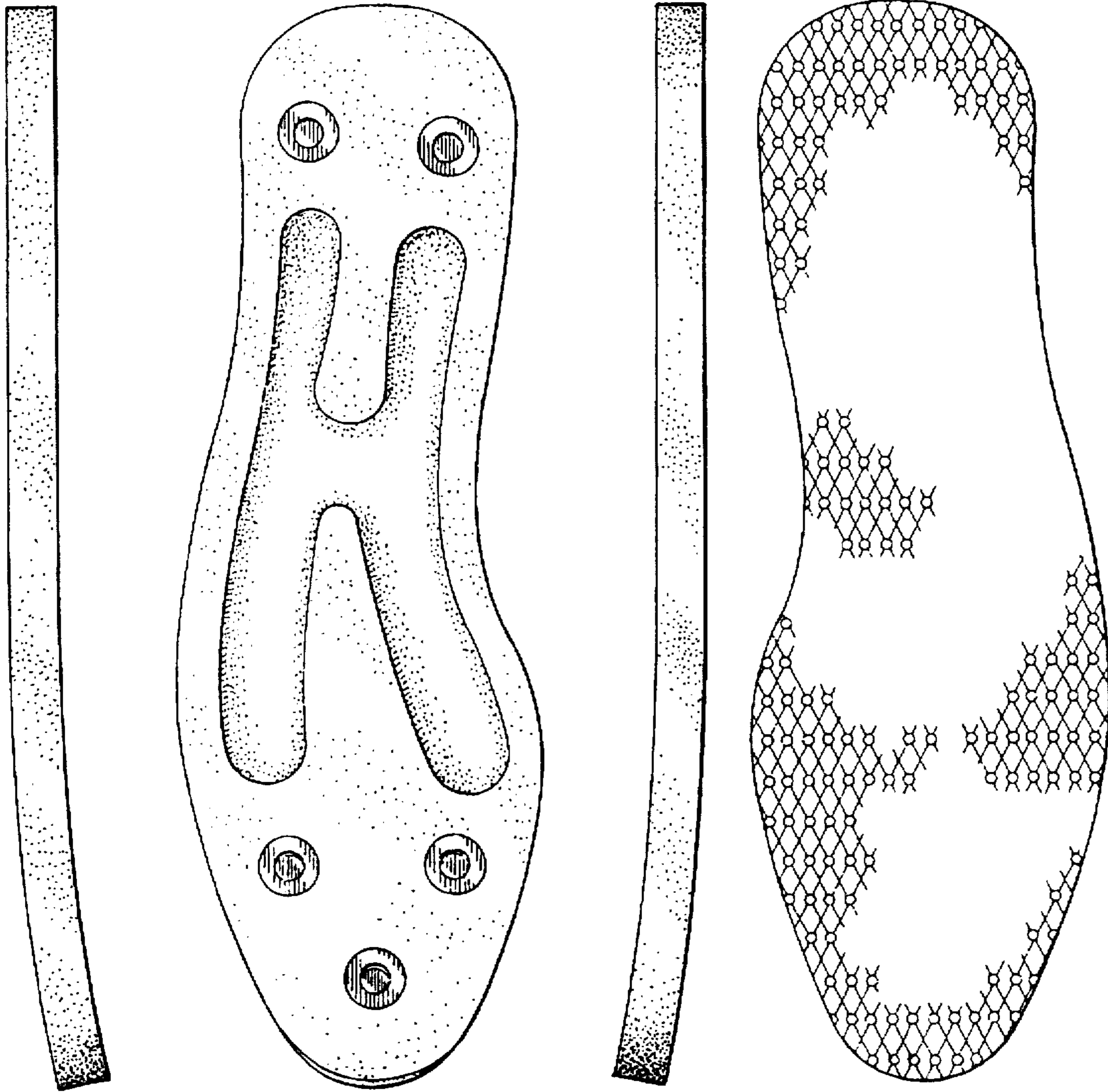


Fig. 6 Fig. 4 Fig. 7 Fig. 8

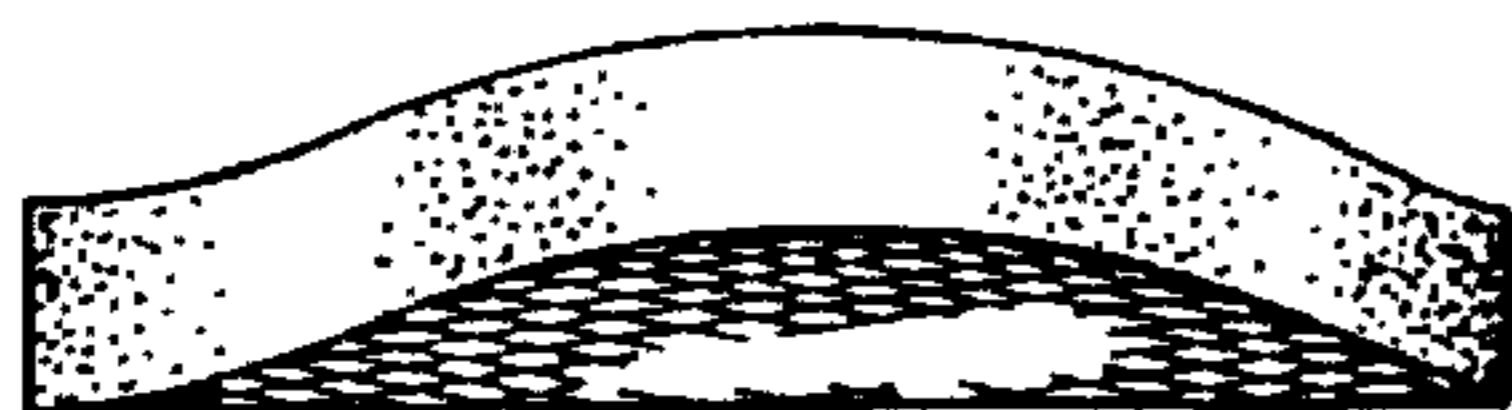


Fig. 5