



US00D388588S

# United States Patent [19]

Gruters et al.

[11] Patent Number: **Des. 388,588**

[45] Date of Patent: **\*\*Jan. 6, 1998**

[54] **EMBELLISHED TIARA**

[76] Inventors: **Robert P. Gruters; Karen R. Gruters,**  
both of 42 Banks Rd., Simsbury, Conn.  
06070

[\*\*] Term: **14 Years**

[21] Appl. No.: **52,340**

[22] Filed: **Mar. 27, 1996**

### Related U.S. Application Data

[63] Continuation-in-part of Ser. No. 27,693, Aug. 29, 1994, Pat. No. Des. 368,983, and Ser. No. 45,686, Oct. 26, 1995, Pat. No. Des. 374,973, which is a division of Ser. No. 27,693, Aug. 29, 1994, Pat. No. Des. 368,983.

[51] LOC (6) Cl. .... **02-03**

[52] U.S. Cl. .... **D2/866; D28/41**

[58] Field of Search ..... **D2/865, 866, 894,**  
**D2/895, 601, 600; D28/41, 42; 132/273,**  
**275; 2/195.1, DIG. 11**

### [56] References Cited

#### U.S. PATENT DOCUMENTS

D. 273,342 4/1984 Rol ..... D2/601

D. 368,983	4/1996	Gruters et al. ....	D2/865 X
D. 374,973	10/1996	Gruters et al. ....	D2/866
409,001	8/1889	Ashworth .....	2/338
2,849,007	8/1958	Behr .....	132/275

*Primary Examiner*—Paula A. Mortimer  
*Attorney, Agent, or Firm*—Fishman, Dionne, Cantor & Colburn

### [57] CLAIM

The ornamental design for an embellished tiara, as shown and described.

### DESCRIPTION

FIG. 1 is a left side elevational view of an embellished tiara showing my new design;

FIG. 2 is a rear view thereof;

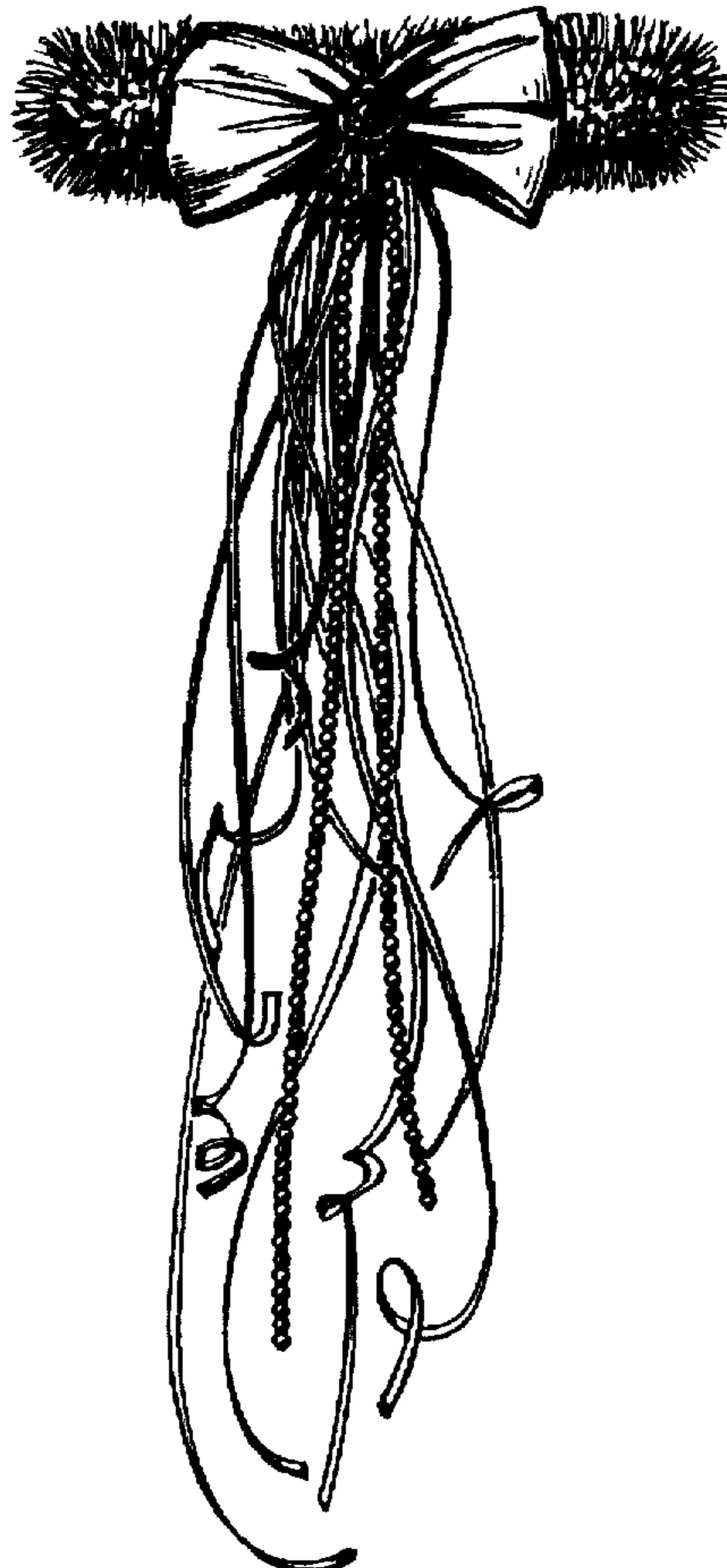
FIG. 3 top plan view thereof;

FIG. 4 is a right side elevational view thereof;

FIG. 5 is a front elevational view thereof; and,

FIG. 6 is a bottom plan view thereof.

**1 Claim, 2 Drawing Sheets**






FIG. 3




FIG. 1

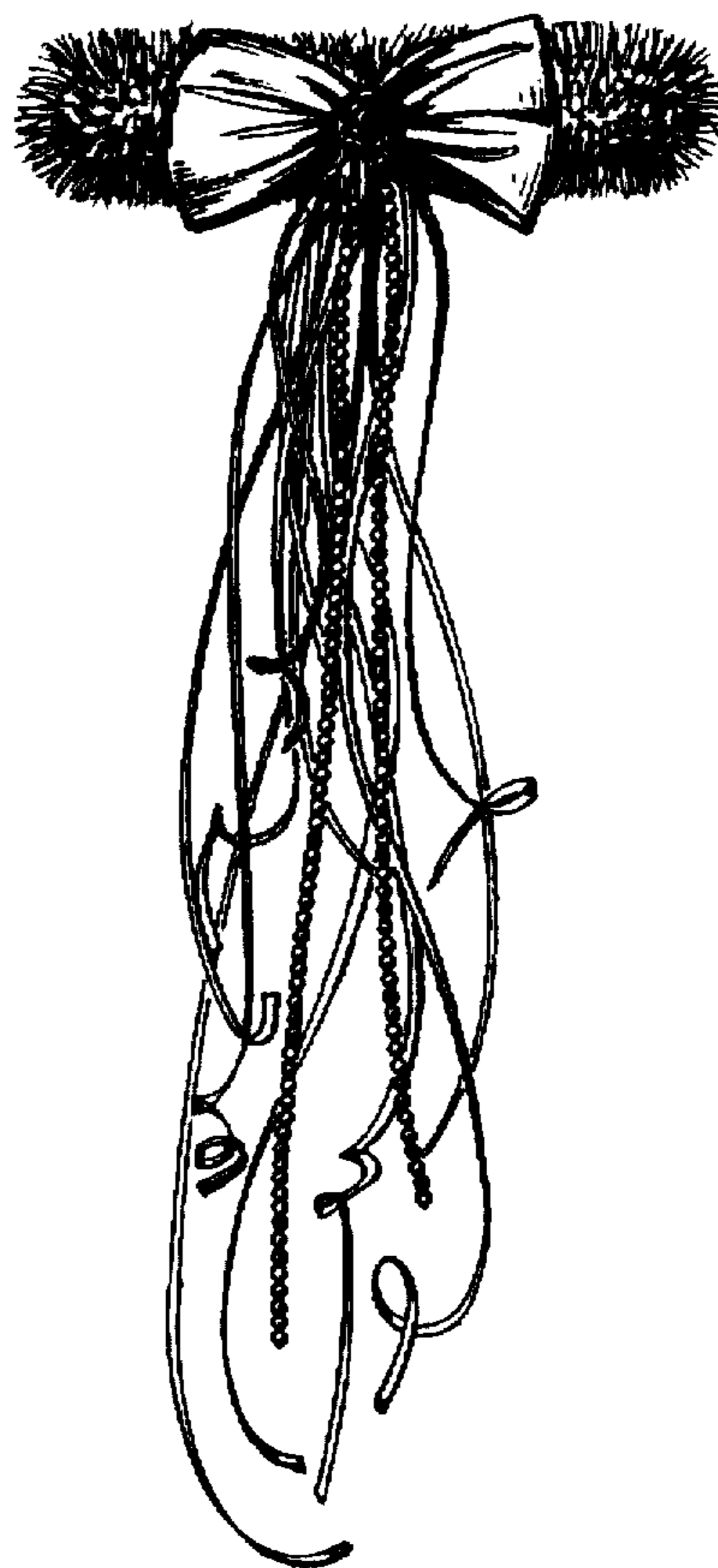


FIG. 2

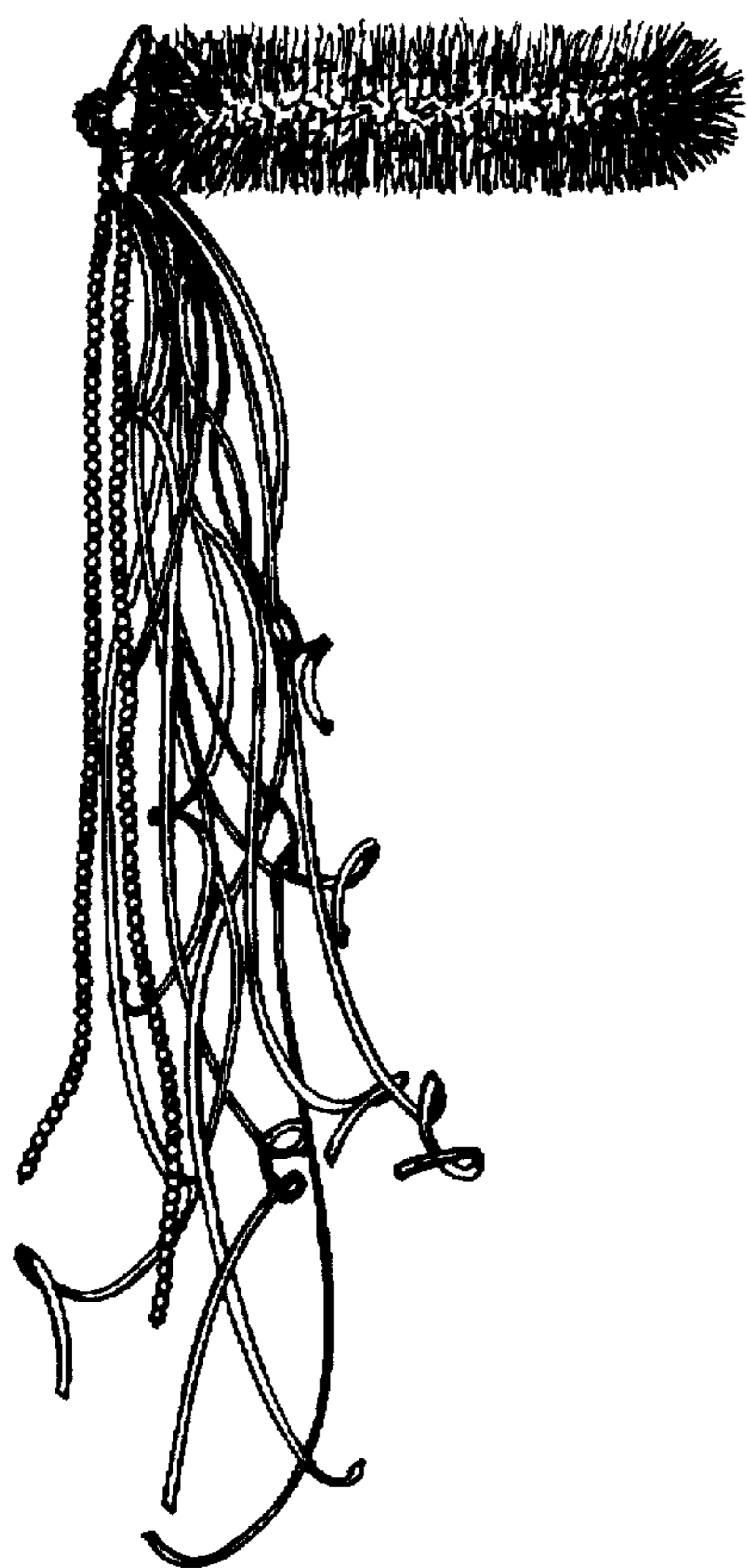


FIG. 4

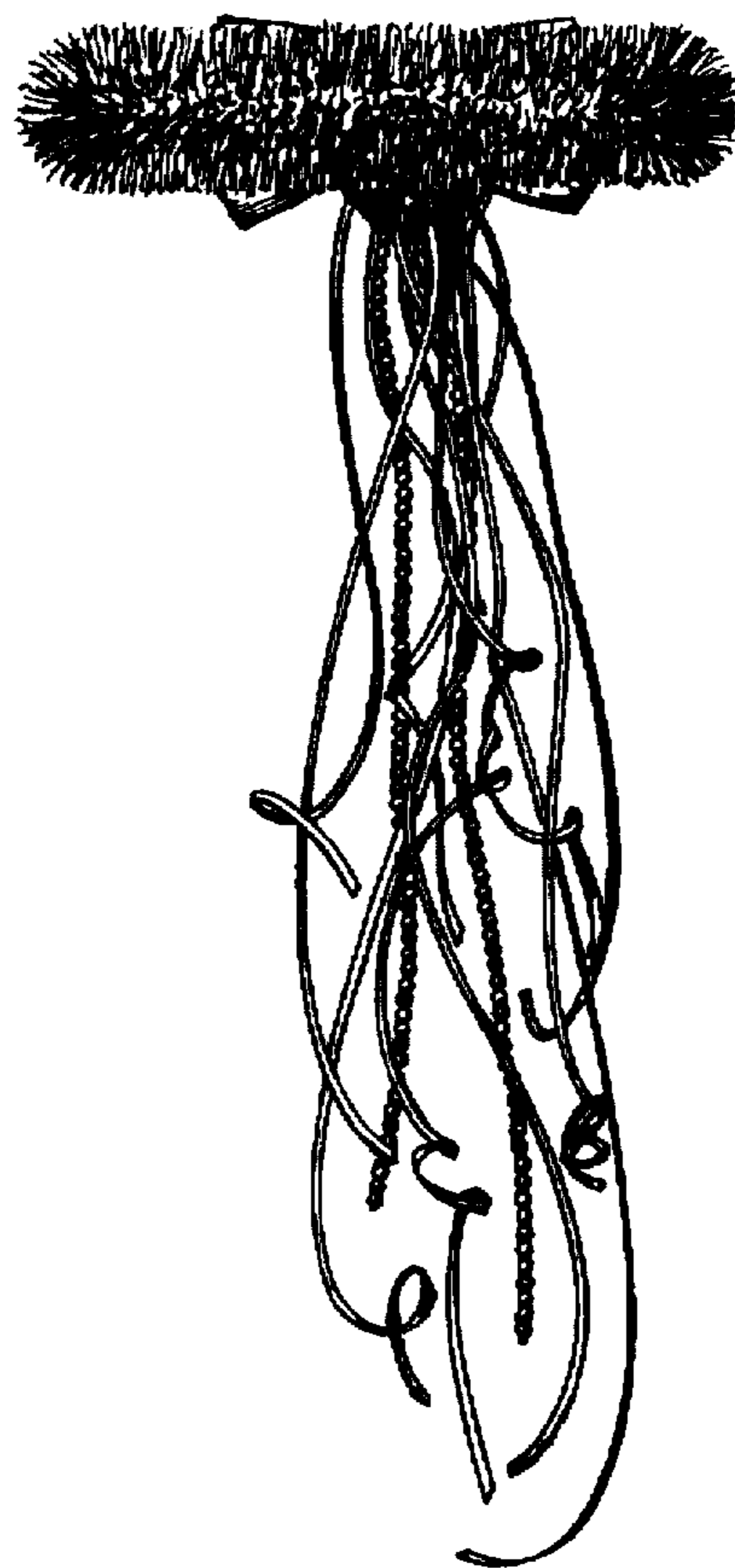


FIG. 5




FIG. 6