



US00D388575S

United States Patent [19]

[11] Patent Number: **Des. 388,575**

Naft

[45] Date of Patent: ****Dec. 30, 1997**

[54] **SOLEPLATE FOR A STEAM IRON**

[75] Inventor: **Stuart Naft, Fairfield, Conn.**

[73] Assignee: **Black & Decker Inc., Newark, Del.**

[**] Term: **14 Years**

D. 314,267 1/1991 Johnson et al. D32/70
 D. 314,458 2/1991 Littman D32/70

Primary Examiner—Susan J. Lucas
Assistant Examiner—Cynthia E. Ramirez
Attorney, Agent, or Firm—Barry E. Deutsch

[21] Appl. No.: **64,719**

[22] Filed: **Jan. 9, 1997**

[57] CLAIM

The ornamental design for a soleplate for a steam iron, as shown and described.

[51] LOC (6) Cl. **07-05**

[52] U.S. Cl. **D32/71**

[58] Field of Search D32/68, 70, 71,
 D32/69, 72, 73; 219/245, 246, 247, 254,
 273, 275, 276, 77.7, 77.9, 79, 88, 77.2;
 38/69, 74, 77.1, 77.2, 77.5, 77.7, 77.8,
 141, 142, 75, 94, 107

DESCRIPTION

FIG. 1 is a perspective view taken from the bottom, right side and rear of a soleplate for a steam iron showing my new design;

FIG. 2 is a right side elevational view thereof, the left side elevational view being a mirror image of the right side elevational view;

FIG. 3 is a bottom plan view thereof;

FIG. 4 is a front elevational view thereof; and,

FIG. 5 is a rear elevational view thereof.

The top plan view of the soleplate for a steam iron has been omitted as the top is unornamented.

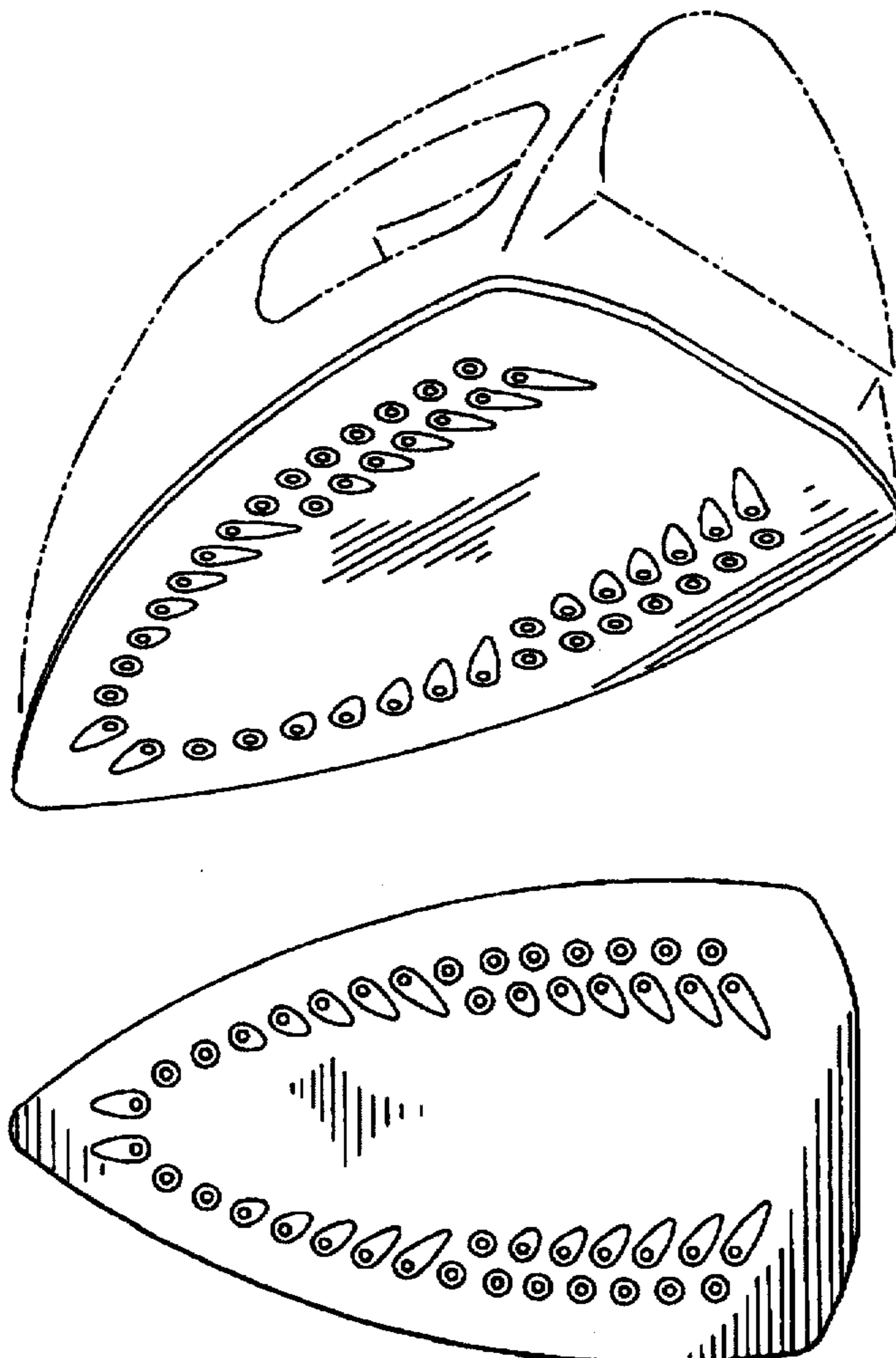
The broken lines showing of an electric iron is for illustrative purposes only and forms no part of the claimed design.

[56] References Cited

U.S. PATENT DOCUMENTS

D. 284,799 7/1986 Steinkamp D32/70
 D. 285,133 8/1986 Bluestein D32/70
 D. 285,376 8/1986 Stutzer et al. D32/70
 D. 310,439 9/1990 Klok D32/70

1 Claim, 2 Drawing Sheets



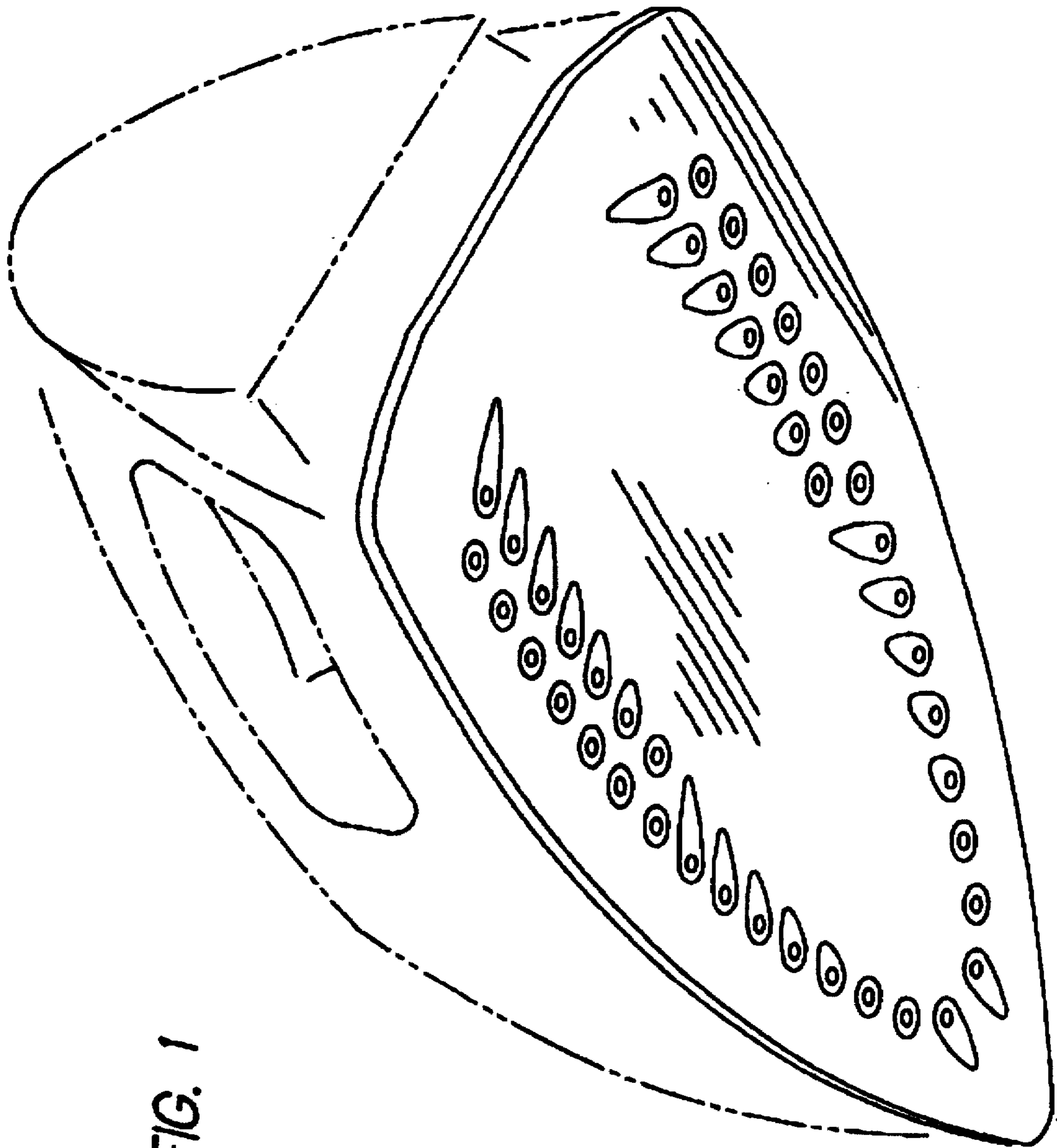


FIG. 1

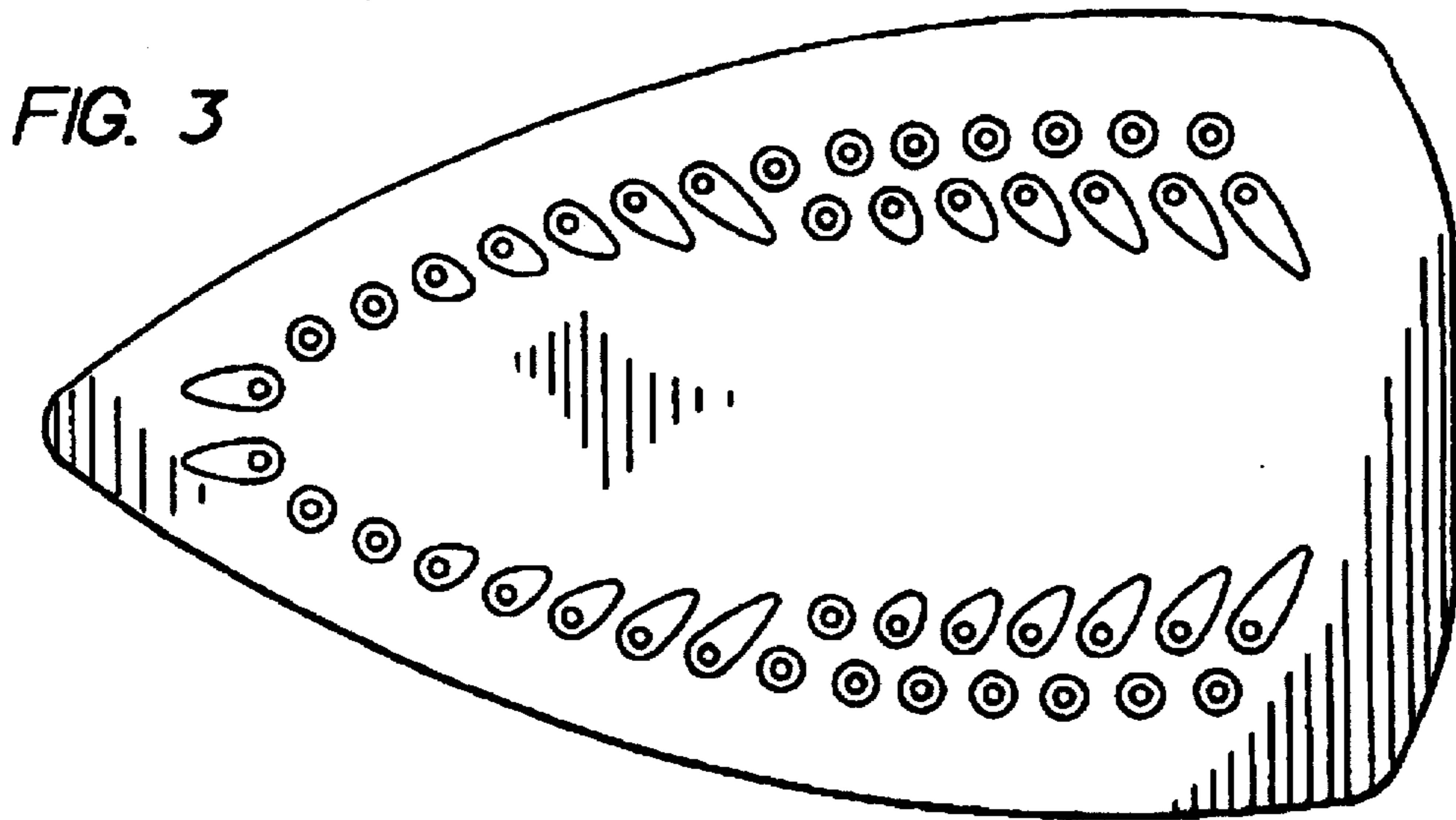
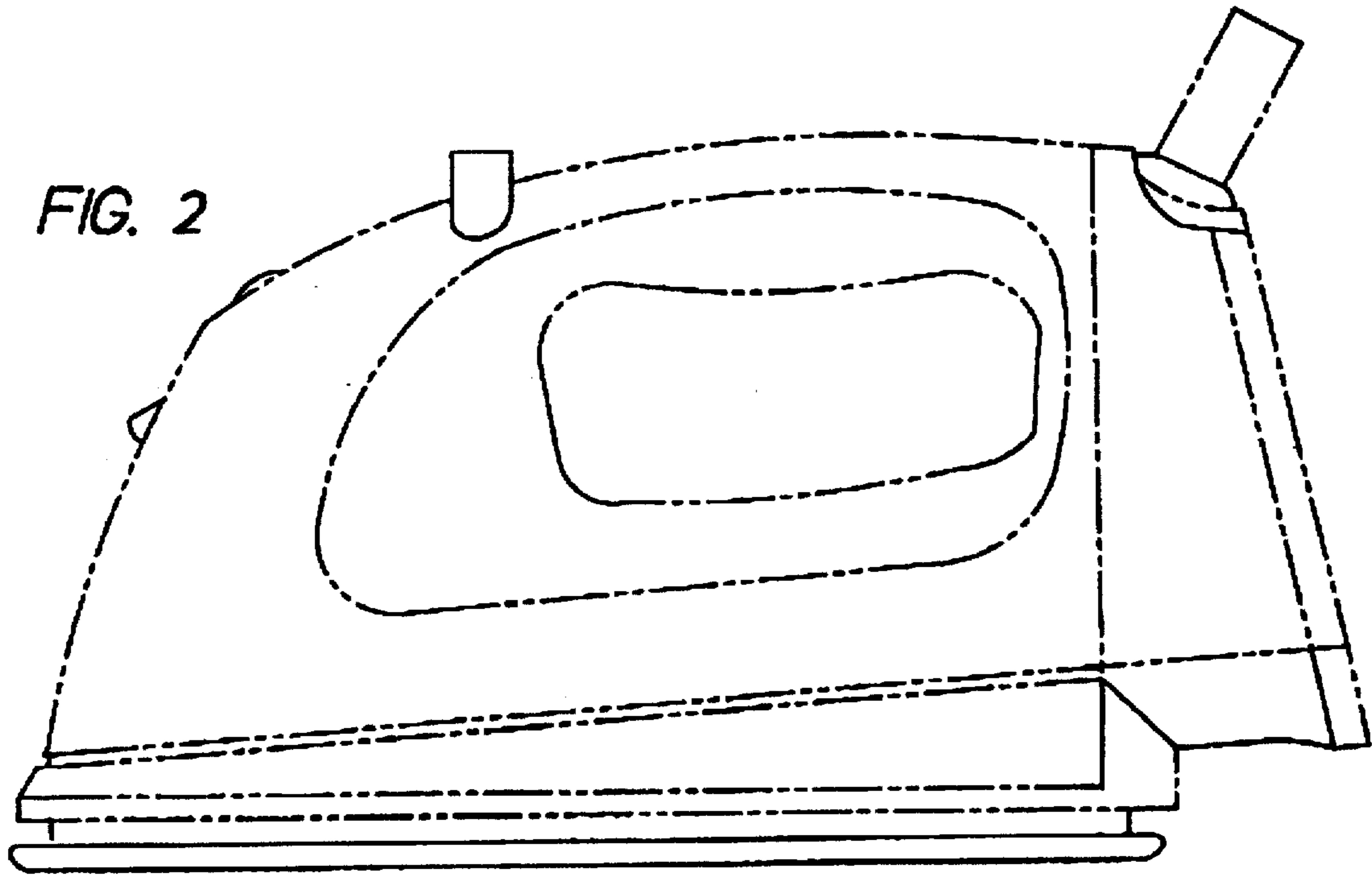


FIG. 4



FIG. 5

